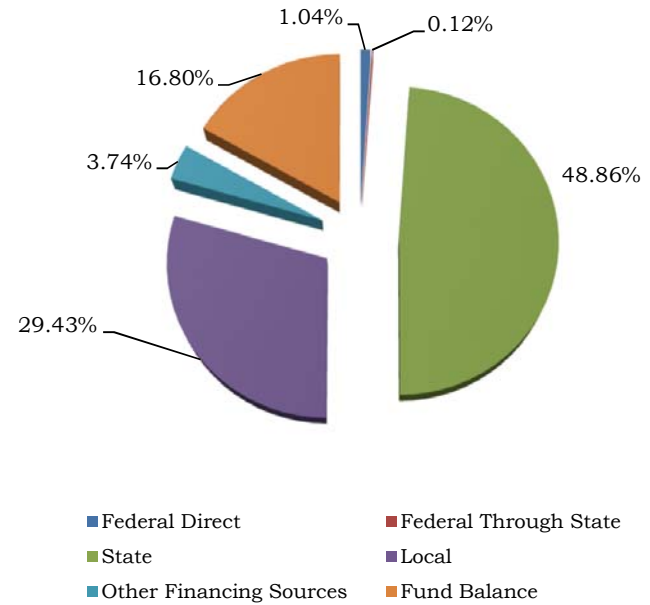




School District of Okaloosa County
District Summary Budget
General Operating Fund
Revenue Categories & Major Revenue Sources
Fiscal Year 2019-2020

Revenue Category	Total Revenue	Percentage
Federal Direct	\$ 3,354,396.00	1.04%
Federal Through State	400,000.00	0.12%
State	157,183,433.80	48.86%
Local	94,671,608.03	29.43%
Other Financing Sources	12,020,705.02	3.74%
Fund Balance	54,043,011.15	16.80%
Total Revenue & Fund Balance	\$ 321,673,154.00	100.00%



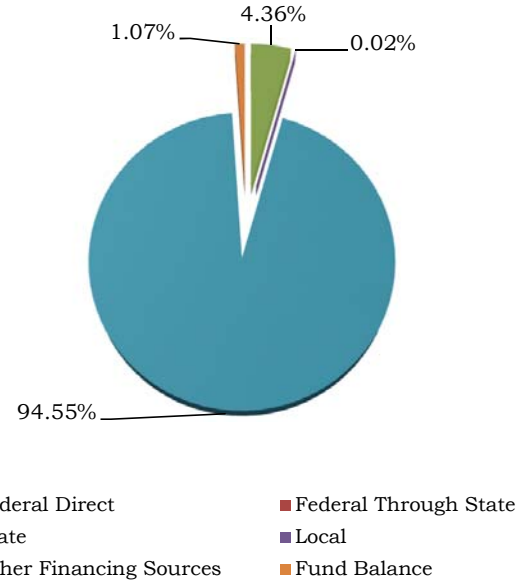
Major Revenue Sources

Federal Direct	Federal Through State
Federal Impact Aid	Medicaid
Department of Defense	
ROTC	
State	Local
FEFP & Categoricals	District School Taxes
Workforce Development	Interest
Voluntary Pre-Kindergarten	Course Fees
	Child Care Fees
Other Financing Sources	
Transfer from Capital Outlay	



School District of Okaloosa County
District Summary Budget
Debt Service Funds
Revenue Categories & Major Revenue Sources
Fiscal Year 2019-2020

Revenue Category	Total Revenue	Percentage
Federal Direct	\$ -	0.00%
Federal Through State	-	0.00%
State	279,460.00	4.36%
Local	1,000.00	0.02%
Other Financing Sources	6,054,292.00	94.55%
Fund Balance	68,229.64	1.07%
	\$ 6,402,981.64	100.00%



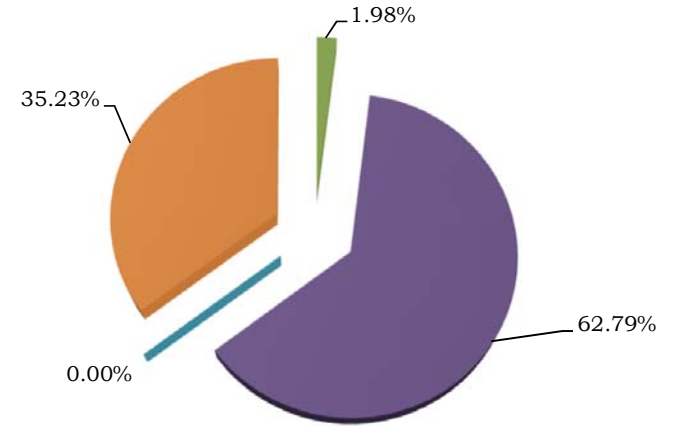
Major Revenue Sources	
State	Local
CO & DS	Interest

Other Financing Sources
 Transfer from Capital Outlay



School District of Okaloosa County
District Summary Budget
Capital Projects Funds
Revenue Categories & Major Revenue Sources
Fiscal Year 2019-2020

Revenue Category	Total Revenue	Percentage
Federal Direct	\$ -	0.00%
Federal Through State	-	0.00%
State	907,321.00	1.98%
Local	28,821,225.00	62.79%
Other Financing Sources	-	0.00%
Fund Balance	16,171,345.61	35.23%
	\$ 45,899,891.61	100.00%



■ Federal Direct ■ Federal Through State
■ State ■ Local
■ Other Financing Sources ■ Fund Balance

Major Revenue Sources

State	Local
CO & DS	District Local Capital
PECO	Improvement Tax

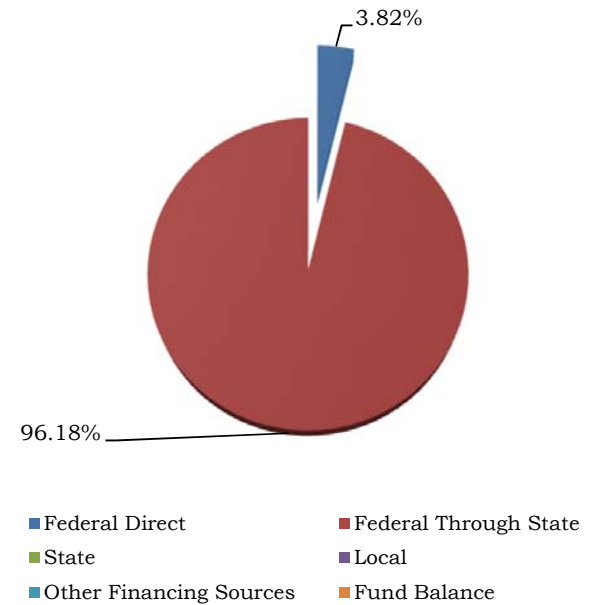


School District of Okaloosa County
District Summary Budget
Other Special Revenue - Federal
Revenue Categories & Major Revenue Sources
Fiscal Year 2019-2020

Revenue Category	Total Revenue	Percentage
Federal Direct	\$ 720,414.89	3.82%
Federal Through State	18,132,888.47	96.18%
State	-	0.00%
Local	-	0.00%
Other Financing Sources	-	0.00%
Fund Balance	-	0.00%
	\$ 18,853,303.36	100.00%

Major Revenue Sources

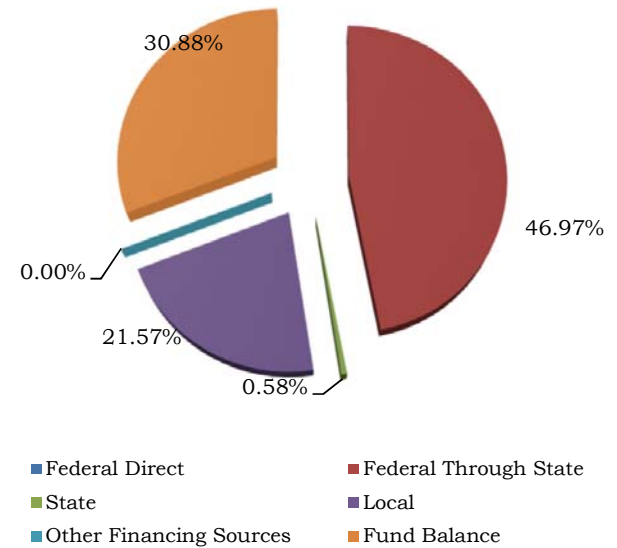
Federal Direct	Federal Through State
DODEA	IDEA
Miscellaneous	Title I
	Title II Part A





School District of Okaloosa County
District Summary Budget
Other Special Revenue - Food Service Fund
Revenue Categories & Major Revenue Sources
Fiscal Year 2019-2020

Revenue Category	Total Revenue	Percentage
Federal Direct	\$ -	0.00%
Federal Through State	8,059,715.98	46.97%
State	100,300.00	0.58%
Local	3,700,740.92	21.57%
Other Financing Sources	-	0.00%
Fund Balance	5,298,750.20	30.88%
\$	17,159,507.10	100.00%



Major Revenue Sources

Federal Through State	State
School Lunch Reimbursement	State Lunch Supplement
School Breakfast Reimbursement	State Breakfast Supplement
USDA Donated Commodities	

Local

Student Meals