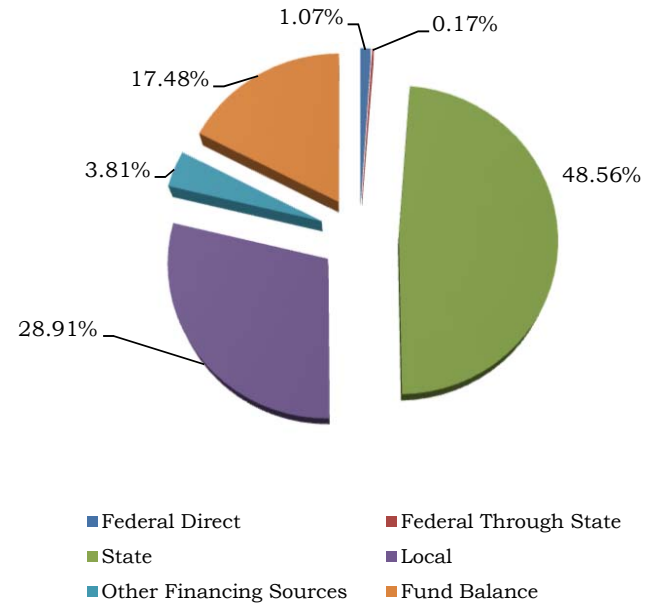




School District of Okaloosa County
District Summary Budget
General Operating Fund
Revenue Categories & Major Revenue Sources
Fiscal Year 2018-2019

Revenue Category	Total Revenue	Percentage
Federal Direct	\$ 3,375,516.88	1.07%
Federal Through State	550,000.00	0.17%
State	153,319,930.03	48.56%
Local	91,259,115.31	28.91%
Other Financing Sources	12,020,644.25	3.81%
Fund Balance	55,192,017.89	17.48%
Total Revenue & Fund Balance	\$ 315,717,224.36	100.00%



Major Revenue Sources

Federal Direct

Federal Impact Aid
 Department of Defense
 ROTC

Federal Through State

Medicaid

State

FEFP & Categoricals
 Workforce Development
 Voluntary Pre-Kindergarten

Local

District School Taxes
 Interest
 Course Fees
 Child Care Fees

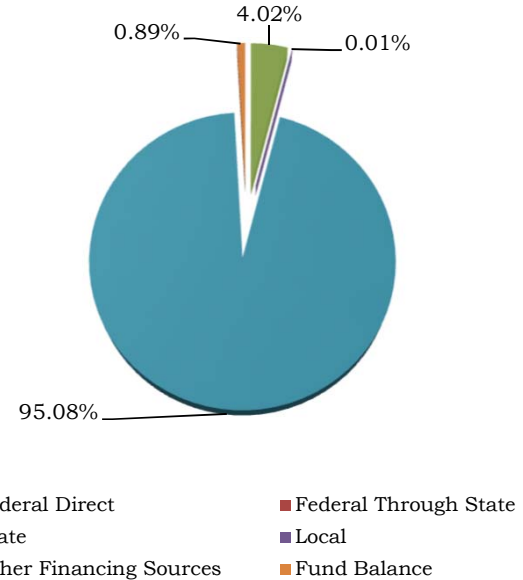
Other Financing Sources

Transfer from Capital Outlay



School District of Okaloosa County
District Summary Budget
Debt Service Funds
Revenue Categories & Major Revenue Sources
Fiscal Year 2018-2019

Revenue Category	Total Revenue	Percentage
Federal Direct	\$ -	0.00%
Federal Through State	-	0.00%
State	314,860.00	4.02%
Local	1,000.00	0.01%
Other Financing Sources	7,453,312.00	95.08%
Fund Balance	69,504.80	0.89%
\$	7,838,676.80	100.00%



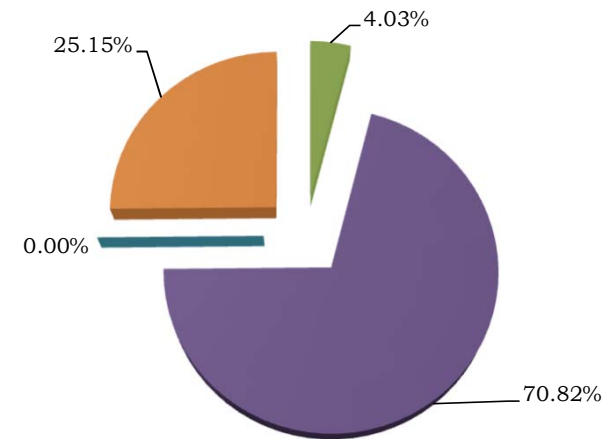
Major Revenue Sources	
State	Local
CO & DS	Interest

Other Financing Sources
 Transfer from Capital Outlay



School District of Okaloosa County
District Summary Budget
Capital Projects Funds
Revenue Categories & Major Revenue Sources
Fiscal Year 2018-2019

Revenue Category	Total Revenue	Percentage
Federal Direct	\$ -	0.00%
Federal Through State	-	0.00%
State	1,538,816.47	4.03%
Local	27,041,477.00	70.82%
Other Financing Sources	-	0.00%
Fund Balance	9,602,850.24	25.15%
	\$ 38,183,143.71	100.00%



■ Federal Direct ■ Federal Through State
■ State ■ Local
■ Other Financing Sources ■ Fund Balance

Major Revenue Sources

State	Local
CO & DS	District Local Capital
PECO	Improvement Tax

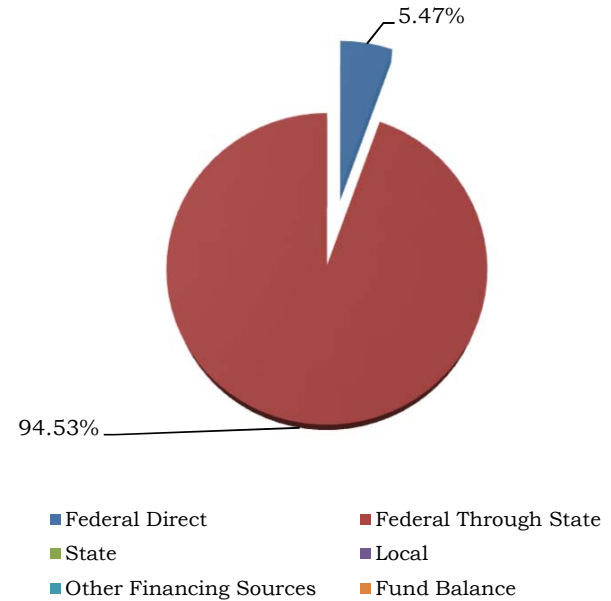


School District of Okaloosa County
District Summary Budget
Other Special Revenue - Federal
Revenue Categories & Major Revenue Sources
Fiscal Year 2018-2019

Revenue Category	Total Revenue	Percentage
Federal Direct	\$ 904,968.67	5.47%
Federal Through State	15,653,469.78	94.53%
State	-	0.00%
Local	-	0.00%
Other Financing Sources	-	0.00%
Fund Balance	-	0.00%
	\$ 16,558,438.45	100.00%

Major Revenue Sources

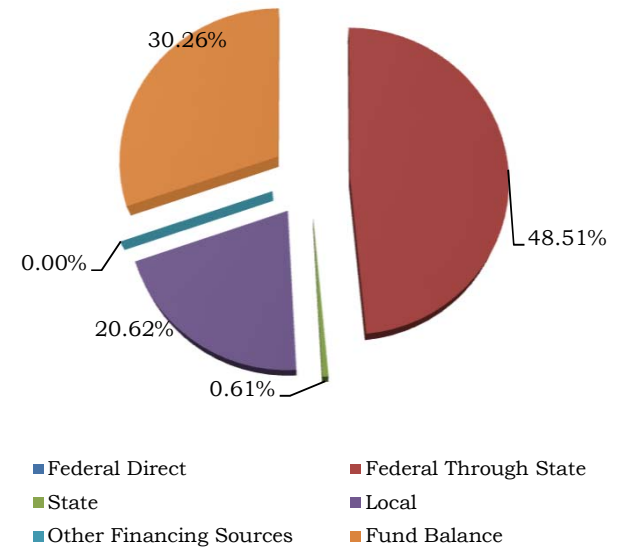
Federal Direct	Federal Through State
DODEA	IDEA
Miscellaneous	Title I
	Title II Part A





School District of Okaloosa County
District Summary Budget
Other Special Revenue - Food Service Fund
Revenue Categories & Major Revenue Sources
Fiscal Year 2018-2019

Revenue Category	Total Revenue	Percentage
Federal Direct	\$ -	0.00%
Federal Through State	8,186,206.06	48.51%
State	102,500.00	0.61%
Local	3,480,200.00	20.62%
Other Financing Sources	-	0.00%
Fund Balance	5,106,626.03	30.26%
	\$ 16,875,532.09	100.00%



Major Revenue Sources

Federal Through State	State
School Lunch Reimbursement	State Lunch Supplement
School Breakfast Reimbursement	State Breakfast Supplement
USDA Donated Commodities	

Local

Student Meals