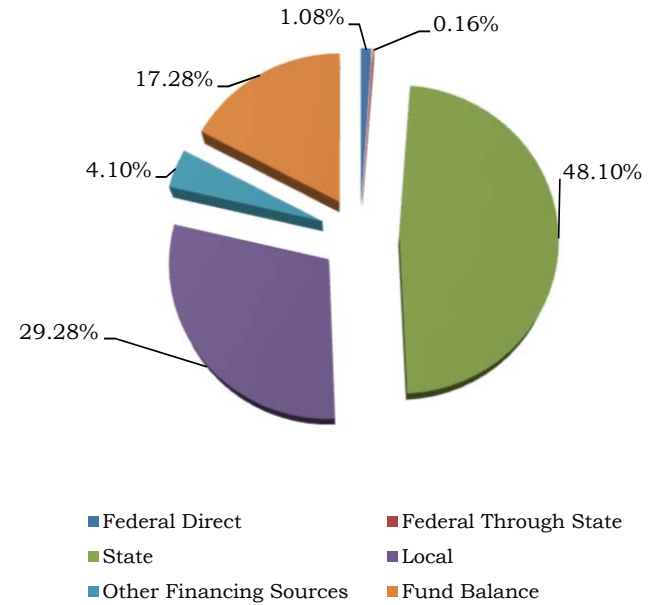




School District of Okaloosa County
District Summary Budget
General Operating Fund
Revenue Categories & Major Revenue Sources
Fiscal Year 2017-2018

Revenue Category	Total Revenue	Percentage
Federal Direct	\$ 3,285,972.19	1.08%
Federal Through State	500,000.00	0.16%
State	146,805,829.10	48.10%
Local	89,357,198.97	29.28%
Other Financing Sources	12,500,781.45	4.10%
Fund Balance	52,729,621.61	17.28%
	\$ 305,179,403.32	100.00%



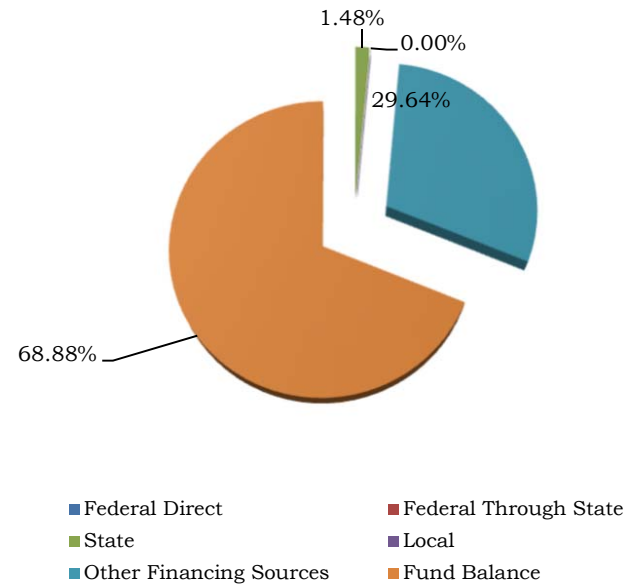
Major Revenue Sources

Federal Direct	Federal Through State
Federal Impact Aid	Medicaid
Department of Defense	
ROTC	
State	Local
FEFP & Categoricals	District School Taxes
Workforce Development	Interest
Voluntary Pre-Kindergarten	Course Fees
	Child Care Fees
Other Financing Sources	
Transfer from Capital Outlay	



School District of Okaloosa County
District Summary Budget
Debt Service Funds
Revenue Categories & Major Revenue Sources
Fiscal Year 2017-2018

Revenue Category	Total Revenue	Percentage
Federal Direct	\$ -	0.00%
Federal Through State	-	0.00%
State	373,315.00	1.48%
Local	1,000.00	0.00%
Other Financing Sources	7,458,964.30	29.64%
Fund Balance	17,334,693.82	68.88%
	\$ 25,167,973.12	100.00%



Major Revenue Sources

State	Local
CO & DS	Interest

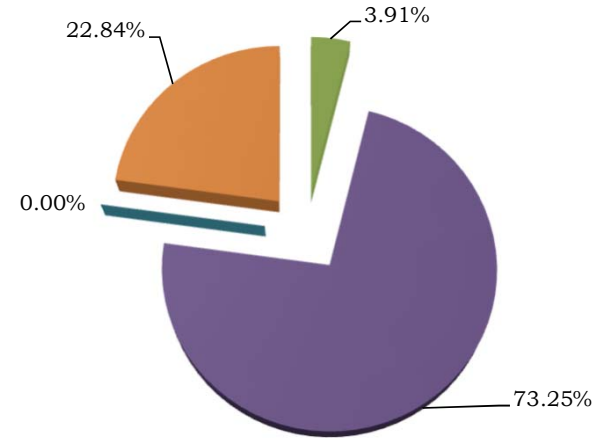
Other Financing Sources

Transfer from Capital Outlay



School District of Okaloosa County
District Summary Budget
Capital Projects Funds
Revenue Categories & Major Revenue Sources
Fiscal Year 2017-2018

Revenue Category	Total Revenue	Percentage
Federal Direct	\$ -	0.00%
Federal Through State	-	0.00%
State	1,349,418.99	3.91%
Local	25,256,419.16	73.25%
Other Financing Sources	-	0.00%
Fund Balance	7,875,928.61	22.84%
	\$ 34,481,766.76	100.00%



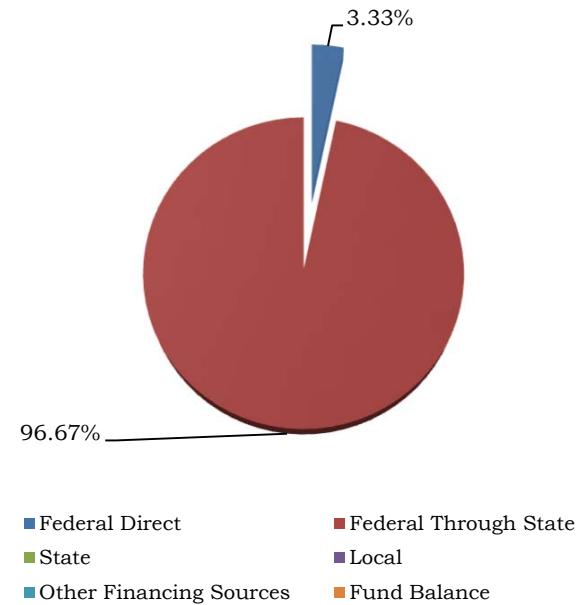
Major Revenue Sources	
State	Local
CO & DS	District Local Capital
PECO	Improvement Tax

■ Federal Direct ■ Federal Through State
■ State ■ Local
■ Other Financing Sources ■ Fund Balance



School District of Okaloosa County
District Summary Budget
Other Special Revenue - Federal
Revenue Categories & Major Revenue Sources
Fiscal Year 2017-2018

Revenue Category	Total Revenue	Percentage
Federal Direct	\$ 538,242.76	3.33%
Federal Through State	15,641,704.04	96.67%
State	-	0.00%
Local	-	0.00%
Other Financing Sources	-	0.00%
Fund Balance	-	0.00%
	\$ 16,179,946.80	100.00%



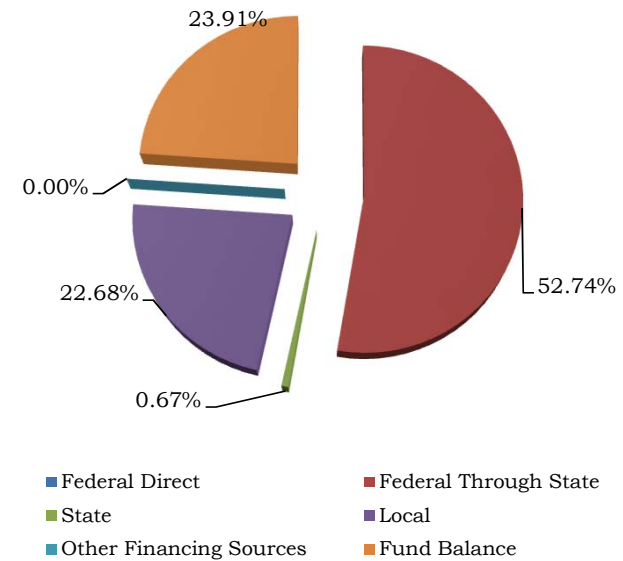
Major Revenue Sources

Federal Direct	Federal Through State
DODEA	IDEA
Miscellaneous	Title I
	Title II Part A



School District of Okaloosa County
District Summary Budget
Other Special Revenue - Food Service Fund
Revenue Categories & Major Revenue Sources
Fiscal Year 2017-2018

Revenue Category	Total Revenue	Percentage
Federal Direct	\$ -	0.00%
Federal Through State	8,095,352.10	52.74%
State	103,264.00	0.67%
Local	3,480,573.00	22.68%
Other Financing Sources	-	0.00%
Fund Balance	3,669,476.82	23.91%
	\$ 15,348,665.92	100.00%



Major Revenue Sources

Federal Through State	State
School Lunch Reimbursement	State Lunch Supplement
School Breakfast Reimbursement	State Breakfast Supplement
USDA Donated Commodities	

Local

Student Meals