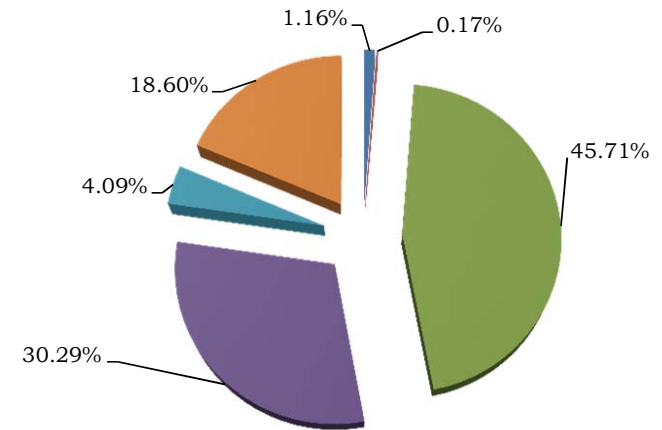




School District of Okaloosa County
District Summary Budget
General Operating Fund
Revenue Categories & Major Revenue Sources
Fiscal Year 2016-2017

Revenue Category	Total Revenue	Percentage
Federal Direct	\$ 3,465,924.00	1.16%
Federal Through State	500,000.00	0.17%
State	137,099,494.20	45.71%
Local	90,848,634.16	30.29%
Other Financing Sources	12,257,105.12	4.09%
Fund Balance	55,793,747.51	18.60%
	\$ 299,964,904.99	100.00%



Major Revenue Sources	
Federal Direct	Federal Through State
Federal Impact Aid	Medicaid
Department of Defense	
ROTC	
State	Local
FEFP & Categoricals	District School Taxes
Workforce Development	Interest
Voluntary Pre-Kindergarten	Course Fees
	Child Care Fees
Other Financing Sources	
Transfer from Capital Outlay	

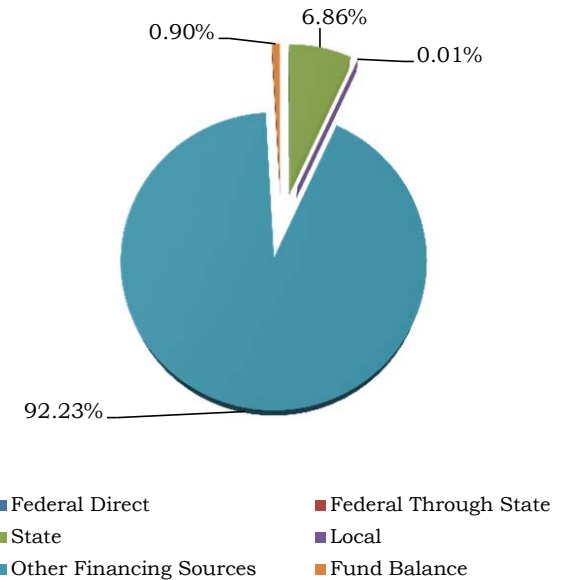
■ Federal Direct ■ Federal Through State
■ State ■ Local
■ Other Financing Sources ■ Fund Balance



School District of Okaloosa County
District Summary Budget
Debt Service Funds
Revenue Categories & Major Revenue Sources
Fiscal Year 2016-2017

Revenue Category	Total Revenue	Percentage
Federal Direct	\$ -	0.00%
Federal Through State	-	0.00%
State	581,815.00	6.86%
Local	1,000.00	0.01%
Other Financing Sources	7,825,611.00	92.23%
Fund Balance	76,286.32	0.90%
	\$ 8,484,712.32	100.00%

Major Revenue Sources	
State	Local
CO & DS	Interest
Other Financing Sources	
Transfer from Capital Outlay	

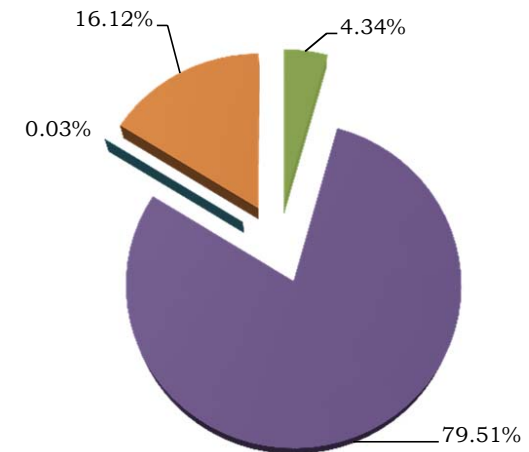




School District of Okaloosa County
District Summary Budget
Capital Projects Funds
Revenue Categories & Major Revenue Sources
Fiscal Year 2016-2017

Revenue Category	Total Revenue	Percentage
Federal Direct	\$ -	0.00%
Federal Through State	-	0.00%
State	1,321,692.00	4.34%
Local	24,188,485.00	79.51%
Other Financing Sources	8,000.00	0.03%
Fund Balance	4,903,699.64	16.12%
	<u>\$ 30,421,876.64</u>	<u>100.00%</u>

Major Revenue Sources	
State	Local
CO & DS	District Local Capital
PECO	Improvement Tax



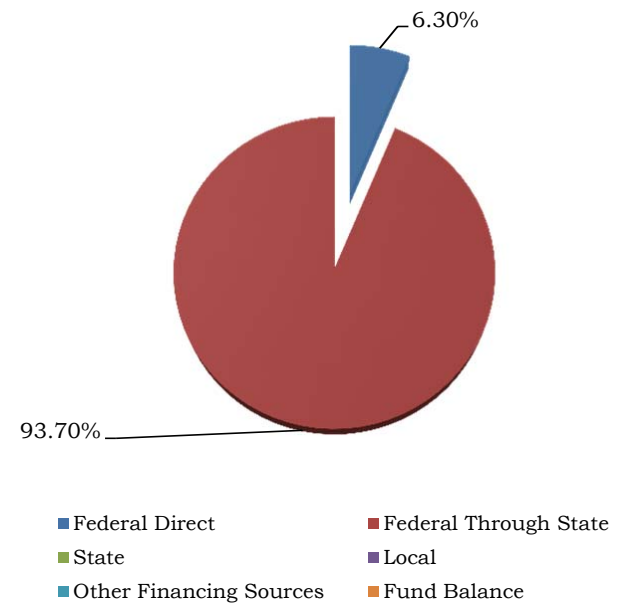
■ Federal Direct ■ Federal Through State
 ■ State ■ Local
 ■ Other Financing Sources ■ Fund Balance



School District of Okaloosa County
District Summary Budget
Other Special Revenue
(Fund 42xx & Race to the Top)
Revenue Categories & Major Revenue Sources
Fiscal Year 2016-2017

Revenue Category	Total Revenue	Percentage
Federal Direct	\$ 1,155,226.46	6.30%
Federal Through State	17,192,133.42	93.70%
State	-	0.00%
Local	-	0.00%
Other Financing Sources	-	0.00%
Fund Balance	-	0.00%
	\$ 18,347,359.88	100.00%

Major Revenue Sources	
Federal Direct	Federal Through State
DODEA	IDEA
Miscellaneous	Title I
	Title II Part A





School District of Okaloosa County
District Summary Budget
Other Special Revenue
Food Service Fund
Revenue Categories & Major Revenue Sources
Fiscal Year 2016-2017

Revenue Category	Total Revenue	Percentage
Federal Direct	\$ -	0.00%
Federal Through State	7,841,481.40	56.64%
State	100,000.00	0.72%
Local	3,370,000.00	24.34%
Other Financing Sources	-	0.00%
Fund Balance	2,532,190.71	18.29%
	\$ 13,843,672.11	100.00%

Major Revenue Sources	
Federal Through State	State
School Lunch Reimbursement	State Lunch Supplement
School Breakfast Reimbursement	State Breakfast Supplement
USDA Donated Commodities	
Local	
Student Meals	

