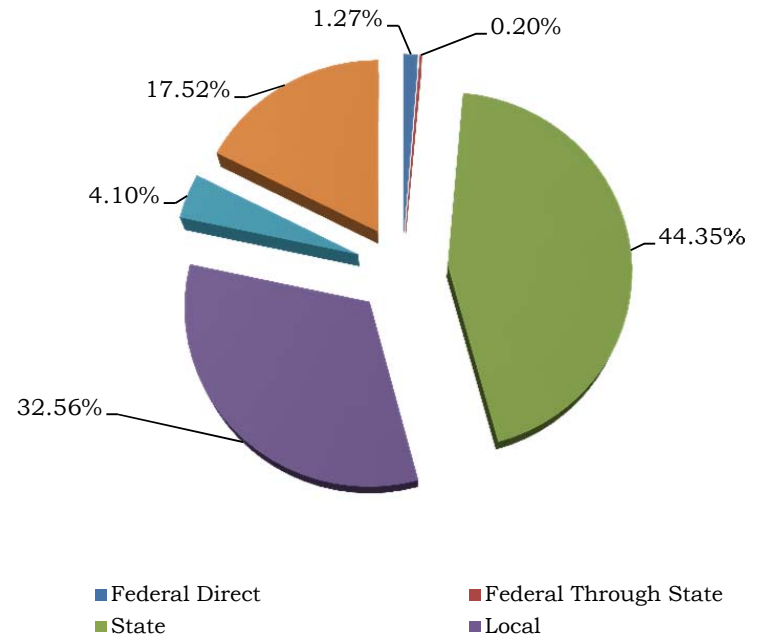




School District of Okaloosa County
District Summary Budget
General Operating Fund
Revenue Categories & Major Revenue Sources
Fiscal Year 2015-2016

Revenue Category	Total Revenue	Percentage
Federal Direct	\$ 3,711,233.00	1.27%
Federal Through State	575,000.00	0.20%
State	129,902,689.34	44.35%
Local	95,352,130.05	32.56%
Other Financing Sources	12,018,474.74	4.10%
Fund Balance	51,326,770.33	17.52%
\$	292,886,297.46	99.99%



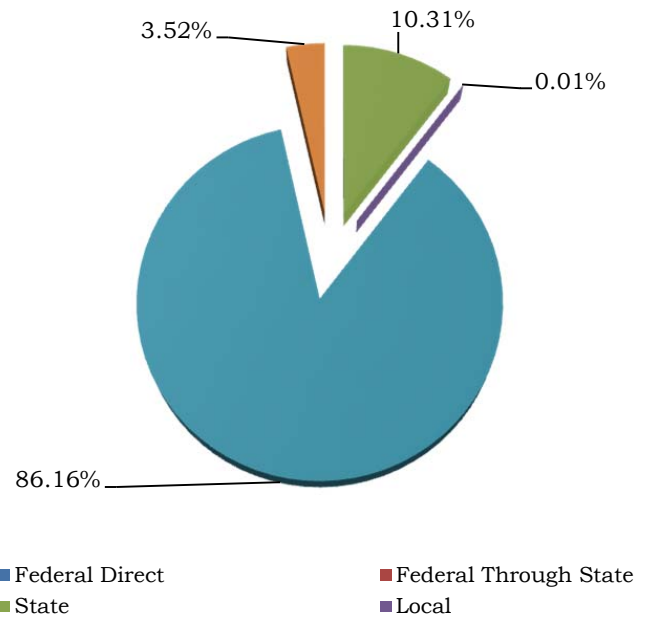
Major Revenue Sources

Federal Direct	Federal Through State
Federal Impact Aid	Medicaid
Department of Defense	
ROTC	
State	Local
FEFP & Categoricals	District School Taxes
Workforce Development	Interest
Voluntary Pre-Kindergarten	Course Fees
	Child Care Fees
Other Financing Sources	
Transfer from Capital Outlay	



School District of Okaloosa County
District Summary Budget
Debt Service Funds
Revenue Categories & Major Revenue Sources
Fiscal Year 2015-2016

Revenue Category	Total Revenue	Percentage
Federal Direct	\$ -	0.00%
Federal Through State	-	0.00%
State	936,919.39	10.31%
Local	1,000.00	0.01%
Other Financing Sources	7,828,433.00	86.16%
Fund Balance	319,411.10	3.52%
	\$ 9,085,763.49	100.00%



Major Revenue Sources

State	Local
CO & DS	Interest

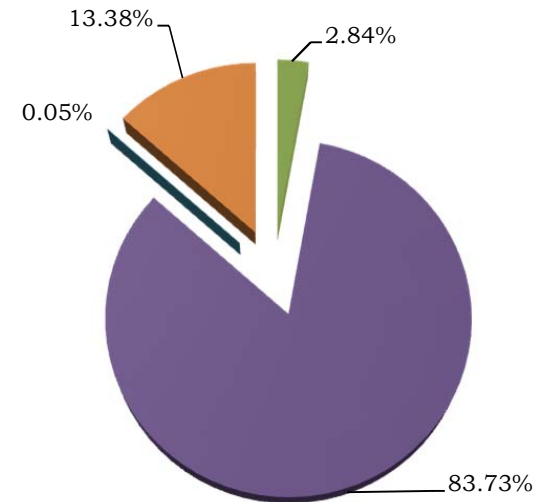
Other Financing Sources

Transfer from Capital Outlay



**School District of Okaloosa County
District Summary Budget
Capital Projects Funds
Revenue Categories & Major Revenue Sources
Fiscal Year 2015-2016**

Revenue Category	Total Revenue	Percentage
Federal Direct	\$ -	0.00%
Federal Through State	-	0.00%
State	787,643.00	2.84%
Local	23,236,727.00	83.73%
Other Financing Sources	13,930.00	0.05%
Fund Balance	3,713,342.29	13.38%
	\$ 27,751,642.29	100.00%



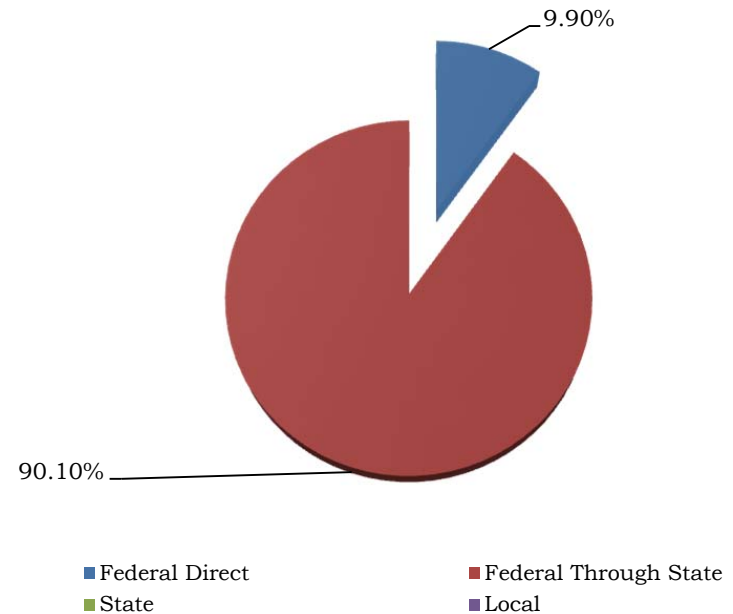
Major Revenue Sources	
State	Local
CO & DS	District Local Capital
PECO	Improvement Tax
Other Financing Sources	
N/A	

■ Federal Direct ■ Federal Through State
 ■ State ■ Local



School District of Okaloosa County
District Summary Budget
Other Special Revenue (Fund 42xx & Race to the Top)
Revenue Categories & Major Revenue Sources
Fiscal Year 2015-2016

Revenue Category	Total Revenue	Percentage
Federal Direct	\$ 1,938,162.79	9.90%
Federal Through State	17,630,035.22	90.10%
State	-	0.00%
Local	-	0.00%
Other Financing Sources	-	0.00%
Fund Balance	-	0.00%
	\$ 19,568,198.01	100.00%



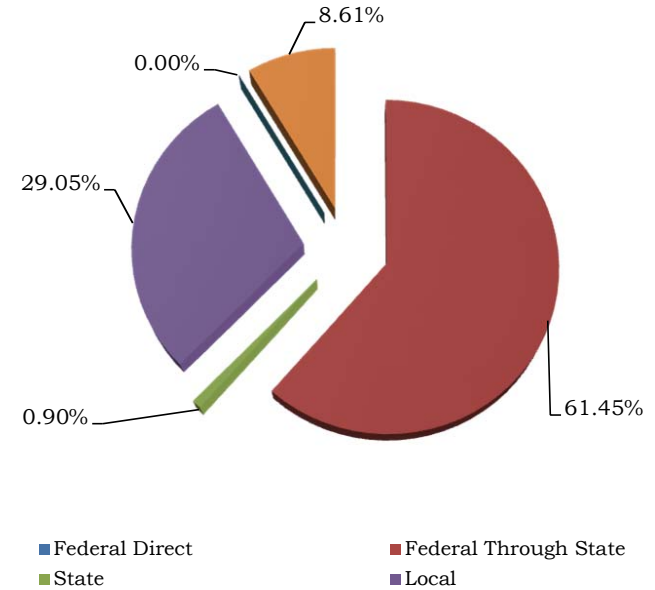
Major Revenue Sources

Federal Direct	Federal Through State
DODEA	IDEA
Miscellaneous	Title I
	Title II Part A



School District of Okaloosa County
District Summary Budget
Other Special Revenue - Food Service Fund
Revenue Categories & Major Revenue Sources
Fiscal Year 2015-2016

Revenue Category	Total Revenue	Percentage
Federal Direct	\$ -	0.00%
Federal Through State	7,404,368.34	61.45%
State	108,261.00	0.90%
Local	3,500,355.93	29.05%
Other Financing Sources	-	0.00%
Fund Balance	1,037,258.69	8.61%
\$	12,050,243.96	100.01%



Major Revenue Sources

Federal Through State	State
School Lunch Reimbursement	State Lunch Supplement
School Breakfast Reimbursement	State Breakfast Supplement
USDA Donated Commodities	

Local
Student Meals