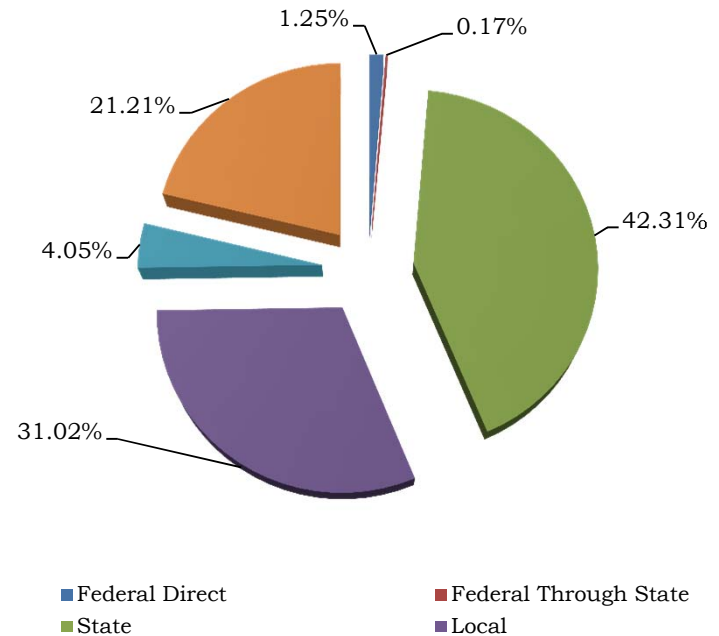




**School District of Okaloosa County  
District Summary Budget  
General Operating Fund  
Revenue Categories & Major Revenue Sources  
Fiscal Year 2014-2015**

<b>Revenue Category</b>	<b>Total Revenue</b>	<b>Percentage</b>
Federal Direct	\$ 3,702,970.00	1.25%
Federal Through State	500,000.00	0.17%
State	125,248,492.07	42.31%
Local	91,818,291.81	31.02%
Other Financing Sources	11,987,005.50	4.05%
Fund Balance	62,778,021.81	21.21%
<b>Total</b>	<b>\$ 296,034,781.19</b>	<b>100.00%</b>



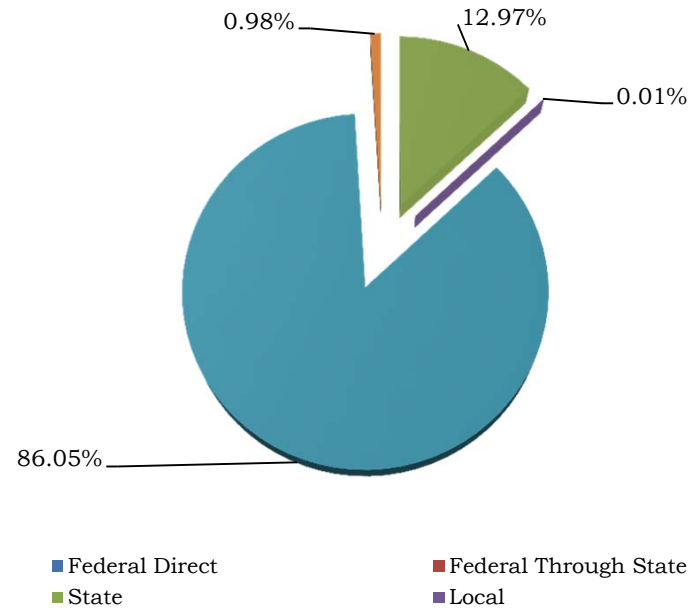
**Major Revenue Sources**

<b>Federal Direct</b>	<b>Federal Through State</b>
Federal Impact Aid	Medicaid
Department of Defense	
ROTC	
<b>State</b>	<b>Local</b>
FEFP & Categoricals	District School Taxes
Workforce Development	Interest
Voluntary Pre-Kindergarten	Course Fees
	Child Care Fees
<b>Other Financing Sources</b>	
Transfer from Capital Outlay	



**School District of Okaloosa County**  
**District Summary Budget**  
**Debt Service Funds**  
**Revenue Categories & Major Revenue Sources**  
**Fiscal Year 2014-2015**

<b>Revenue Category</b>	<b>Total Revenue</b>	<b>Percentage</b>
Federal Direct	\$ -	0.00%
Federal Through State	-	0.00%
State	1,179,425.00	12.97%
Local	1,000.00	0.01%
Other Financing Sources	7,827,190.00	86.05%
Fund Balance	88,877.73	0.98%
	<u>\$ 9,096,492.73</u>	<u>100.00%</u>



**Major Revenue Sources**

<b>State</b>	<b>Local</b>
CO & DS	Interest

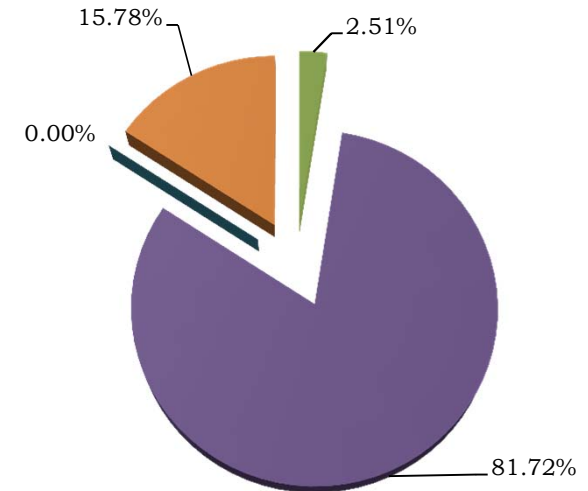
**Other Financing Sources**

Transfer from Capital Outlay



**School District of Okaloosa County  
District Summary Budget  
Capital Projects Funds  
Revenue Categories & Major Revenue Sources  
Fiscal Year 2014-2015**

<b>Revenue Category</b>	<b>Total Revenue</b>	<b>Percentage</b>
Federal Direct	\$ -	0.00%
Federal Through State	-	0.00%
State	682,213.00	2.51%
Local	22,244,609.00	81.72%
Other Financing Sources	-	0.00%
Fund Balance	4,295,014.25	15.78%
	<b>\$ 27,221,836.25</b>	<b>100.00%</b>



**Major Revenue Sources**

<b>State</b>	<b>Local</b>
CO & DS	District Local Capital
PECO	Improvement Tax

**Other Financing Sources**

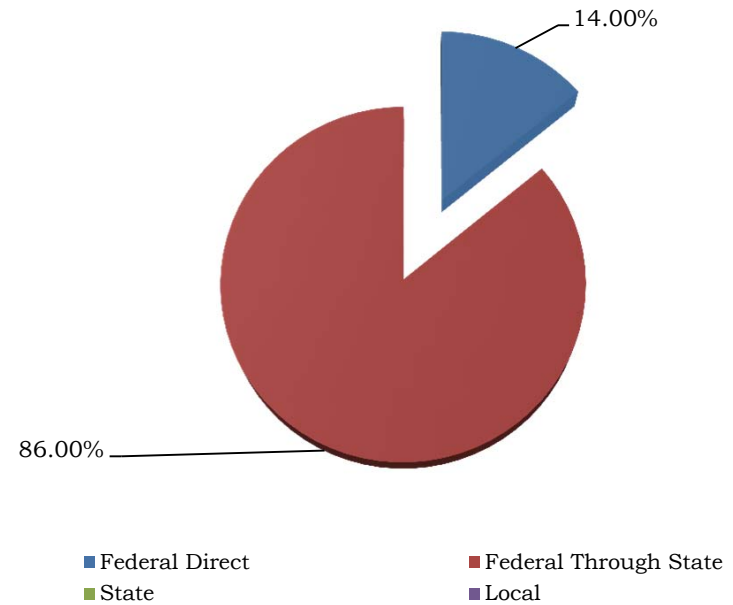
N/A

■ Federal Direct                      ■ Federal Through State  
■ State                                      ■ Local



**School District of Okaloosa County**  
**District Summary Budget**  
*Other Special Revenue (Fund 42xx & Race to the Top)*  
**Revenue Categories & Major Revenue Sources**  
**Fiscal Year 2014-2015**

<b>Revenue Category</b>	<b>Total Revenue</b>	<b>Percentage</b>
Federal Direct	\$ 2,865,670.79	14.00%
Federal Through State	17,601,401.81	86.00%
State	-	0.00%
Local	-	0.00%
Other Financing Sources	-	0.00%
Fund Balance	-	0.00%
	<u>\$ 20,467,072.60</u>	<u>100.00%</u>



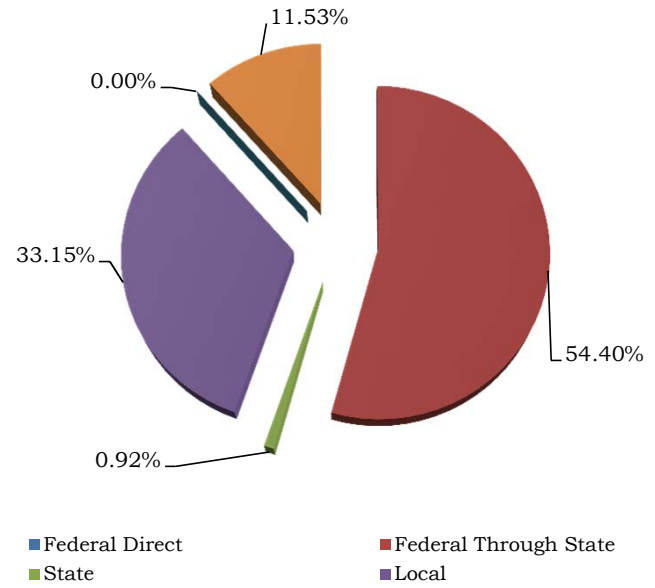
**Major Revenue Sources**

<b>Federal Direct</b>	<b>Federal Through State</b>
Miscellaneous	IDEA
	Title I
	Title II Part A



**School District of Okaloosa County**  
**District Summary Budget**  
**Other Special Revenue - Food Service Fund**  
**Revenue Categories & Major Revenue Sources**  
**Fiscal Year 2014-2015**

Revenue Category	Total Revenue	Percentage
Federal Direct	\$ -	0.00%
Federal Through State	6,877,504.89	54.40%
State	116,217.00	0.92%
Local	4,191,615.06	33.15%
Other Financing Sources	-	0.00%
Fund Balance	1,457,680.35	11.53%
	<b>\$ 12,643,017.30</b>	<b>100.00%</b>



**Major Revenue Sources**

Federal Through State	State
School Lunch Reimbursement	State Lunch Supplement
School Breakfast Reimbursement	State Breakfast Supplement
USDA Donated Commodities	
<b>Local</b>	
Student Meals	