

OKALOOSA COUNTY DISTRICT SCHOOL BOARD

Presentation of Audit Findings For School Internal Funds



CRI CARR
RIGGS &
INGRAM

CPAs and Advisors

CRIcpa.com | blog.cricpa.com

SCHOOL PERFORMANCE STANDARDS

STANDARDS - In our school audits of the internal funds, we are testing for compliance with the following:

1. The Financial and Program Cost Accounting and Reporting for Florida Schools (Red Book), Ch. 8.
2. The Okaloosa County School District's Internal Accounting Manual.
3. Sound business practices as discussed with bookkeepers and principals.



ALABAMA

FLORIDA

GEORGIA

LOUISIANA

MISSISSIPPI

TENNESSEE

TEXAS

SCOPE OF WORK

- Fieldwork visits at every school
- Interviewed principals and bookkeepers
- Agreed ending balances to supporting documentation
- Tested receipts and disbursements
- Trend analysis between years
- Reviewed accounts payable for report presentation.



CRI CARR
RIGGS &
INGRAM
CPAs and Advisors

ALABAMA

FLORIDA

GEORGIA

LOUISIANA

MISSISSIPPI

TENNESSEE

TEXAS

ITEMS OF NOTE

- \$4.5M of cash and short-term investments at June 30, 2015 (as compared to \$4.3M in prior year)
- Total revenues and expenditures exceed \$12M and \$11.8M, respectively
- Four schools with findings for fiscal year 2015



ALABAMA

FLORIDA

GEORGIA

LOUISIANA

MISSISSIPPI

TENNESSEE

TEXAS

FINDINGS

CRI noted findings at the following schools:

- Bluewater Elementary School
- Destin Elementary School
- Destin Middle School at Regatta Bay
- Choctawhatchee Senior High School

ALABAMA

FLORIDA

GEORGIA

LOUISIANA



MISSISSIPPI

TENNESSEE

TEXAS

ELEMENTARY SCHOOL MLCs

Elementary	Bluewater Elementary	Destin Elementary
Improper Completion of Requisition/Transfer Form	X	X
Untimely deposits – teachers/sponsors		X



CRI CARR
RIGGS &
INGRAM
CPAs and Advisors

GEORGIA

LOUISIANA

MISSISSIPPI

TENNESSEE

TEXAS

MIDDLE SCHOOL MLCs

Middle	Destin Middle School at Regatta Bay
Requisition dated subsequent to the issuance of the check	X



CRI CARR
RIGGS &
INGRAM
CPAs and Advisors

ALABAMA

FLORIDA

GEORGIA

LOUISIANA

MISSISSIPPI

TENNESSEE

TEXAS

HIGH SCHOOL MLCs

HIGH SCHOOL	Choctawhatchee Senior High School
Bank deposits	X

ALABAMA

FLORIDA

GEORGIA

LOUISIANA



CRI CARR
RIGGS &
INGRAM

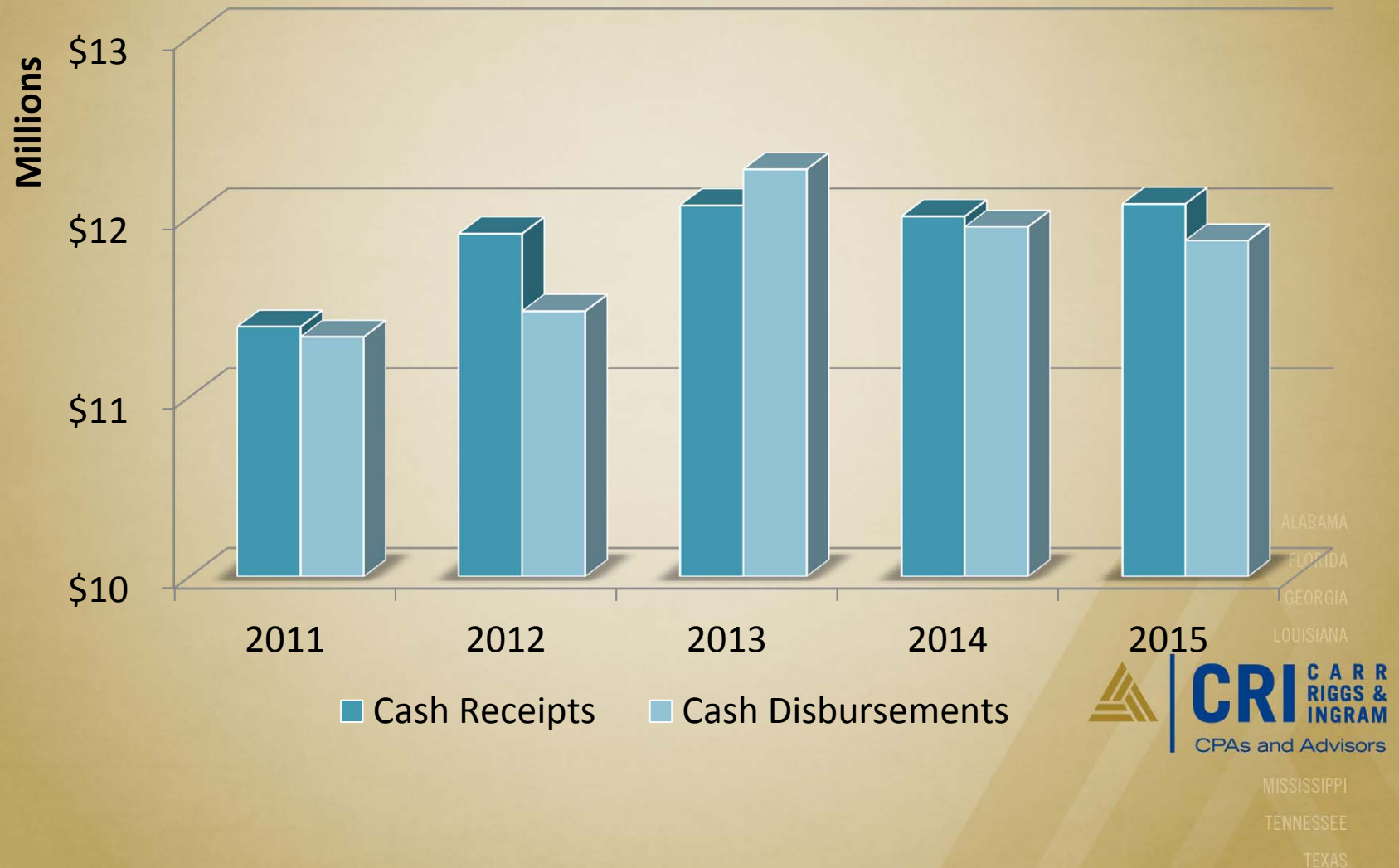
CPAs and Advisors

MISSISSIPPI

TENNESSEE

TEXAS

TOTAL RECEIPTS & DISBURSEMENTS



INTEREST EARNED

2011 – 2015 Internal Funds



ALABAMA
FLORIDA
GEORGIA
LOUISIANA
MISSISSIPPI
TENNESSEE
TEXAS

ATHLETICS



ALABAMA

FLORIDA

GEORGIA

LOUISIANA



CRI CARR
RIGGS &
INGRAM

CPAs and Advisors

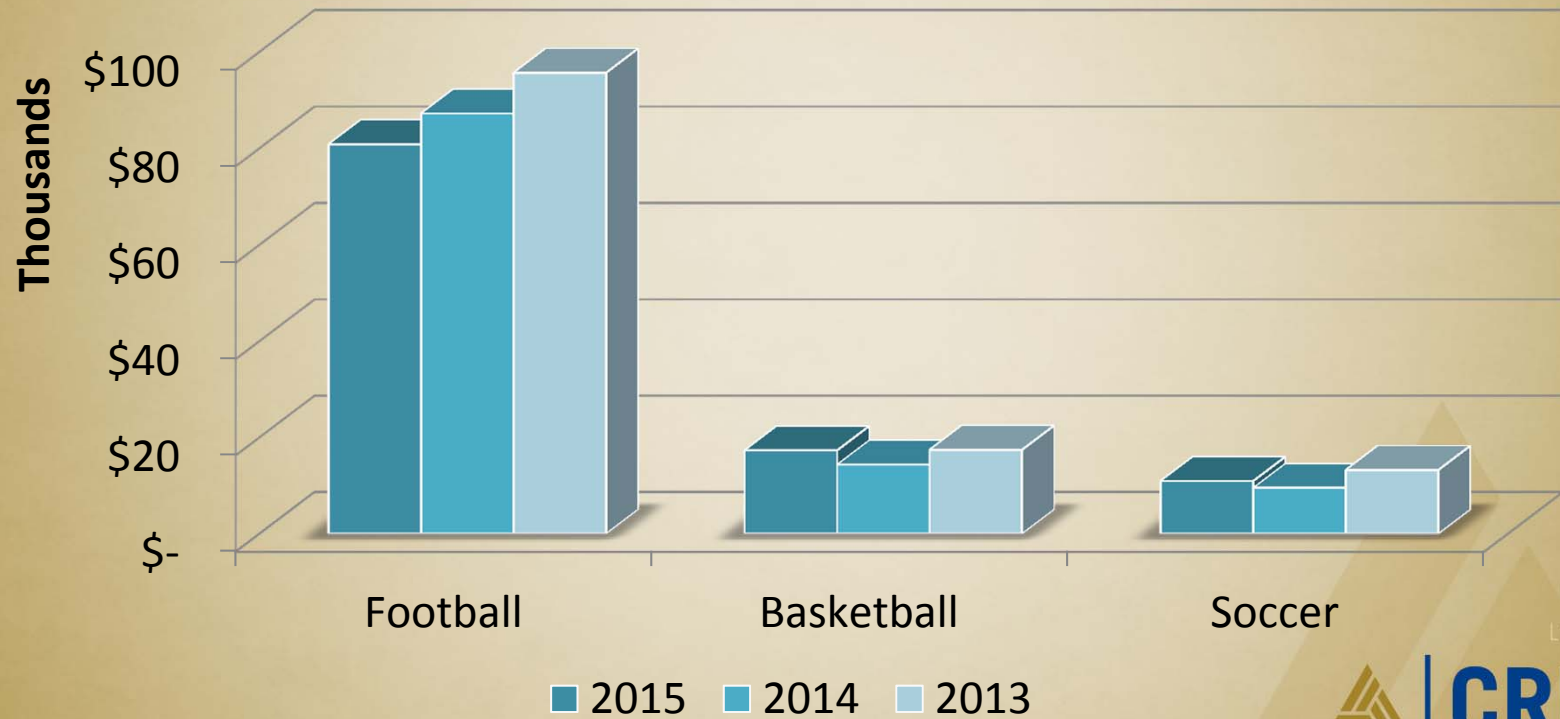
MISSISSIPPI

TENNESSEE

TEXAS

TICKET RECEIPTS

Middle Schools by Sport



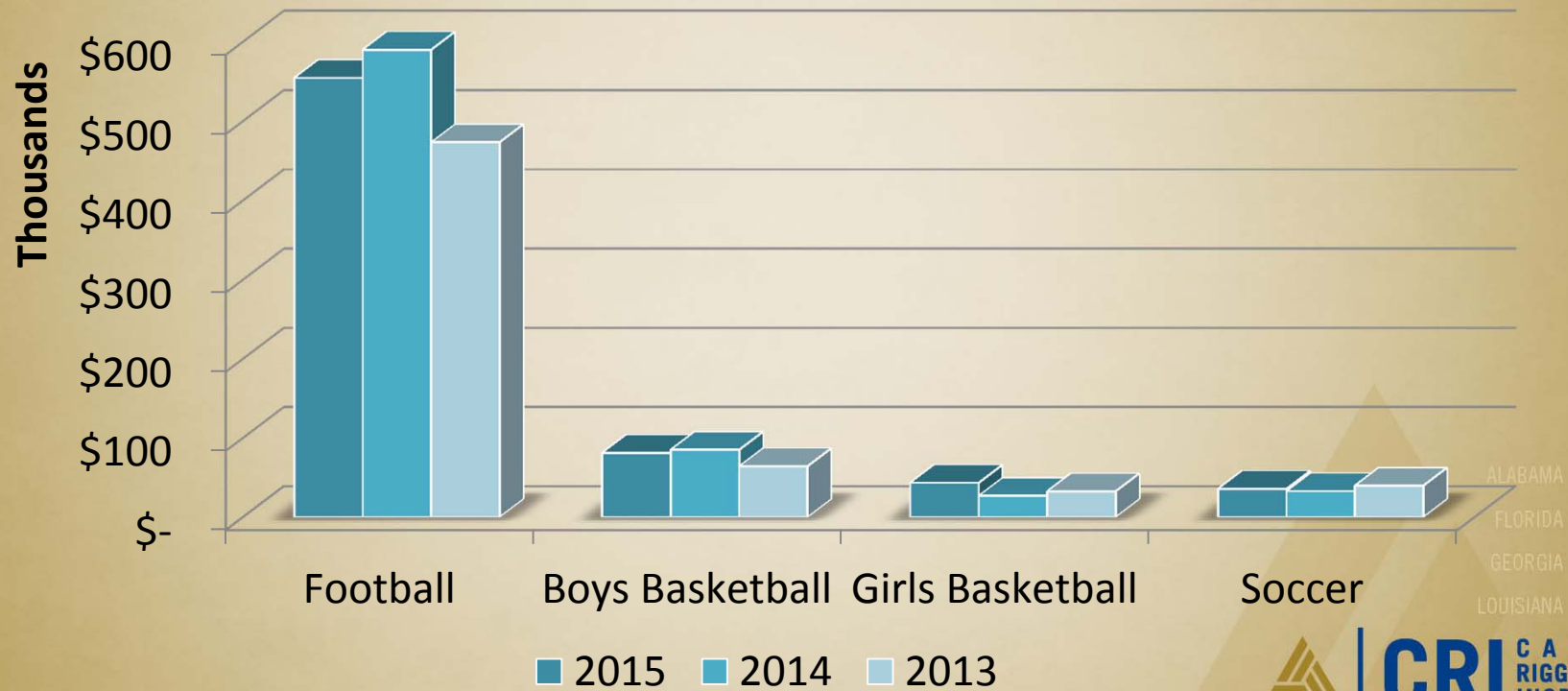
ALABAMA
FLORIDA
GEORGIA
LOUISIANA



MISSISSIPPI
TENNESSEE
TEXAS

TICKET RECEIPTS

High Schools by Sport



ALABAMA
FLORIDA
GEORGIA
LOUISIANA
MISSISSIPPI
TENNESSEE
TEXAS



FOOTBALL

	2012 – 2013 Receipts	2013 – 2014 Receipts	2014 – 2015 Receipts	Increase (Decrease) 2014 vs. 2015	Explanation for increase (decrease)
Baker	\$39,681	\$43,983	\$43,907	\$(76)	Overall, football ticket receipts decreased \$35,567 or 6% from the prior year. The decrease is primarily due to Niceville being the District and Regional Champions and the state runner-up in the prior year. This was partially offset by Choctawhatchee hosting the District play-offs and going to State.
Choctawhatchee Senior	83,912	88,319	145,455	57,136	
Crestview Senior	98,422	65,376	73,271	7,895	
Fort Walton Beach	87,429	63,685	66,497	2,812	
Niceville Senior	163,858	328,560	225,226	(103,334)	
Total	\$473,302	\$589,923	\$554,356	\$(35,567)	

FLORIDA

GEORGIA

LOUISIANA



CRI CARR
RIGGS &
INGRAM

CPAs and Advisors

MISSISSIPPI

TENNESSEE

TEXAS

BOYS BASKETBALL

	2012 – 2013 Receipts	2013 – 2014 Receipts	2014 – 2015 Receipts	Increase (Decrease) 2014 vs. 2015	Explanation for increase (decrease)
Baker	\$5,290	\$3,869	\$7,283	\$3,414	Boys Basketball ticket receipts were not materially different from the prior year.
Choctawhatchee Senior	18,898	12,235	14,293	2,058	
Crestview Senior	8,695	30,843	18,750	(12,093)	
Fort Walton Beach	16,026	17,511	9,238	(8,273)	
Laurel Hill	7,070	11,691	14,120	2,429	
Niceville Senior	8,418	8,888	17,591	8,703	
Total	\$64,397	\$85,037	\$81,275	\$(3,762)	

FLORIDA

GEORGIA

LOUISIANA



MISSISSIPPI

TENNESSEE

TEXAS

GIRLS BASKETBALL

	2012 – 2013 Receipts	2013 – 2014 Receipts	2014 – 2015 Receipts	Increase (Decrease) 2014 vs. 2015	Explanation for increase (decrease)
Baker	\$2,711	\$1,855	\$5,406	\$3,551	Overall, girls basketball ticket receipts increased \$16,310 or 60% from the prior year. The increase is primarily due to four schools attending the play-offs and, in some instances, hosting the games in the current year.
Choctawhatchee Senior	12,597	10,040	13,249	3,209	
Crestview Senior	3,742	3,684	8,329	4,645	
Fort Walton Beach	4,989	4,968	4,527	(441)	
Laurel Hill	2,895	3,446	3,253	(193)	
Niceville Senior	5,654	3,057	8,596	5,539	
Total	\$32,588	\$27,050	\$43,360	\$16,310	

FLORIDA

GEORGIA

LOUISIANA



CRI CARR
RIGGS &
INGRAM

CPAs and Advisors

MISSISSIPPI

TENNESSEE

TEXAS

SOCCKER

	2012 – 2013 Receipts	2013 – 2014 Receipts	2014 – 2015 Receipts	Increase (Decrease) 2014 vs. 2015	Explanation for increase (decrease)
Baker	\$1,903	\$1,702	\$2,765	\$1,063	Soccer ticket receipts were not materially different from the prior year.
Choctawhatchee Senior	14,753	14,209	13,202	(1,007)	
Crestview Senior	6,516	4,278	5,123	845	
Fort Walton Beach	5,666	5,233	6,342	1,109	
Niceville Senior	12,757	9,052	8,352	(700)	
Total	\$41,595	\$34,474	\$35,784	\$1,310	

FLORIDA

GEORGIA

LOUISIANA



CRI CARR
RIGGS &
INGRAM
CPAs and Advisors

MISSISSIPPI

TENNESSEE

TEXAS

MUSIC



ALABAMA

FLORIDA

GEORGIA

LOUISIANA



CRI CARR
RIGGS &
INGRAM

CPAs and Advisors

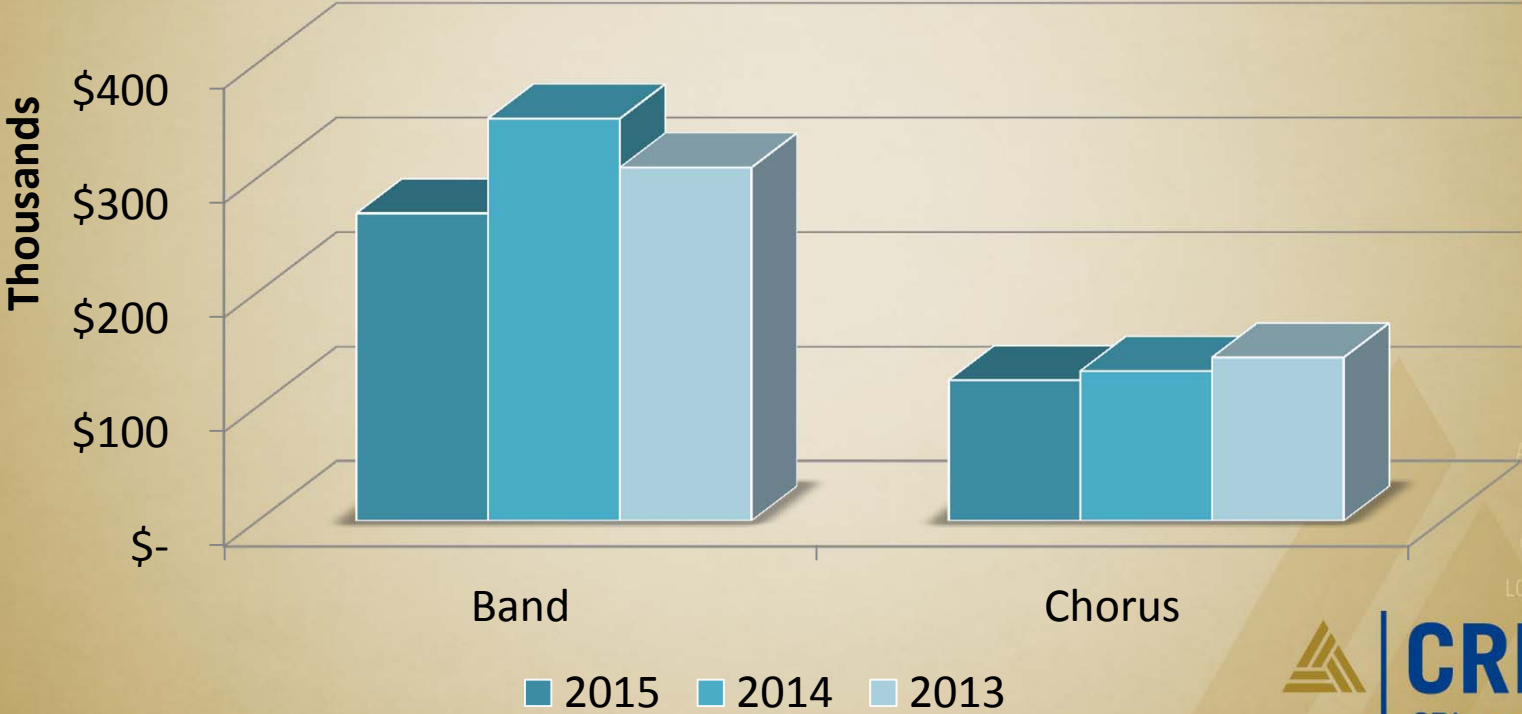
MISSISSIPPI

TENNESSEE

TEXAS

MUSIC RECEIPTS

Middle Schools



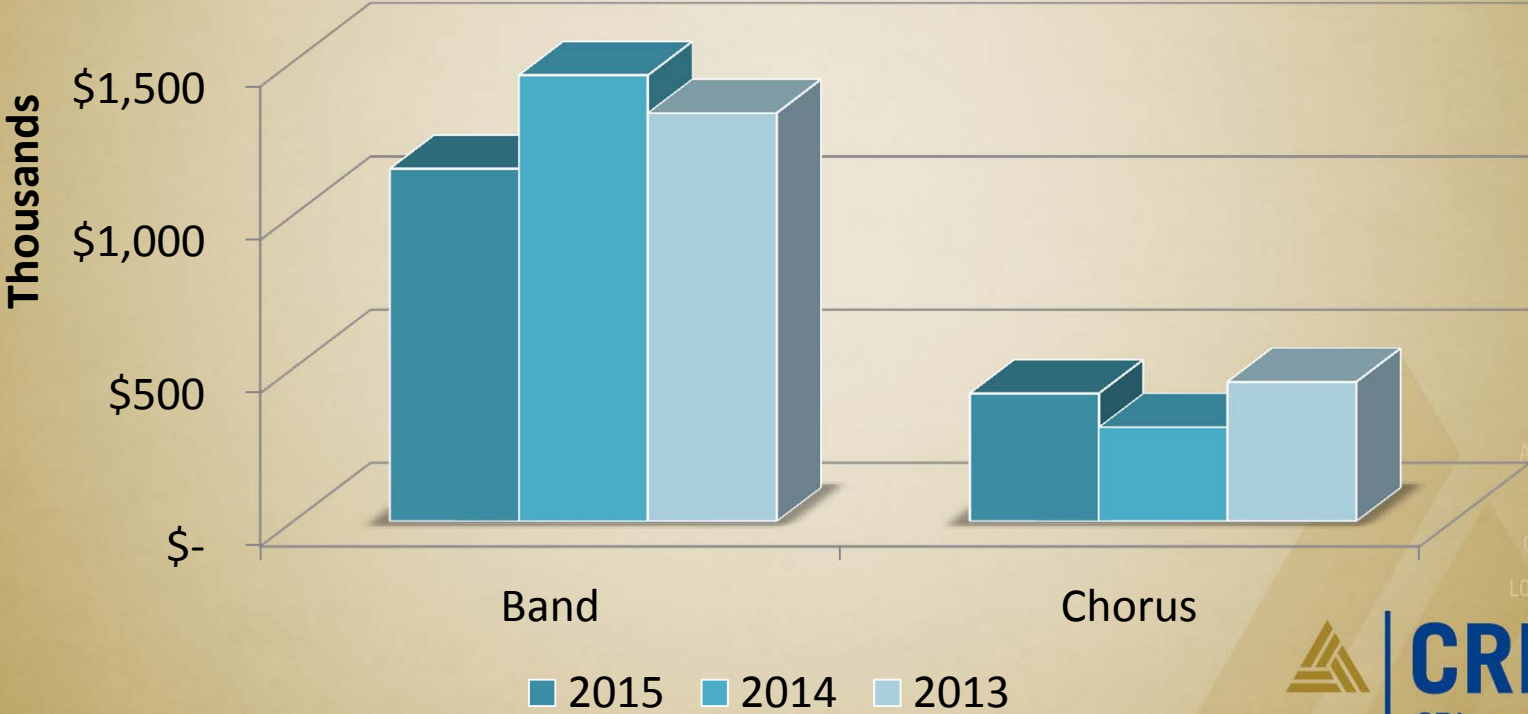
ALABAMA
FLORIDA
GEORGIA
LOUISIANA



MISSISSIPPI
TENNESSEE
TEXAS

MUSIC RECEIPTS

High Schools



ALABAMA
FLORIDA
GEORGIA
LOUISIANA



MISSISSIPPI
TENNESSEE
TEXAS

BAND

	2012 – 2013 Receipts	2013 – 2014 Receipts	2014 – 2015 Receipts	Increase (Decrease) 2014 vs. 2015	Explanation for increase (decrease)
Baker	\$68,262	\$64,307	\$59,416	\$(4,891)	Overall, band receipts decreased \$304,522 or 21% from prior year. The decrease is primarily due to the Crestview and Niceville High School's band attending Carnegie Hall and Atlanta, respectively, in the prior year.
Choctawhatchee Senior	341,860	282,686	280,586	(2,100)	
Crestview Senior	236,910	442,796	262,218	(180,578)	
Fort Walton Beach	172,926	187,331	220,058	32,727	
Niceville Senior	512,050	477,966	328,286	(149,680)	
Total	\$1,332,008	\$1,455,086	\$1,150,564	\$(304,522)	

ALABAMA

FLORIDA

GEORGIA

LOUISIANA



CRI CARR
RIGGS &
INGRAM
CPAs and Advisors

MISSISSIPPI

TENNESSEE

TEXAS

CHORUS


	2012 – 2013 Receipts	2013 – 2014 Receipts	2014 – 2015 Receipts	Increase (Decrease) 2014 vs. 2015	Explanation for increase (decrease)
Baker	\$3,321	\$190	\$60	\$(130)	Overall, chorus ticket receipts increased \$110,800 or 36% from the prior year. The increase is primarily due to the Niceville Senior High School chorus collecting fees for the fiscal year 2016 trip to Ireland.
Choctawhatchee Senior	23,384	16,459	24,550	8,091	
Crestview Senior	78,931	81,910	90,318	8,408	
Fort Walton Beach	13,311	9,625	10,658	1,033	
Niceville Senior	336,284	198,787	292,185	93,398	
Total	\$455,231	\$306,971	\$417,771	\$110,800	

ALABAMA

FLORIDA

GEORGIA

LOUISIANA



MISSISSIPPI

TENNESSEE

TEXAS