


OKALOOSA COUNTY DISTRICT SCHOOL BOARD

Presentation of Audit Findings
For School Internal Funds



SCHOOL PERFORMANCE STANDARDS

STANDARDS - In our school audits of the internal funds, we are testing for compliance with the following:

1. The Financial and Program Cost Accounting and Reporting for Florida Schools (Red Book), Ch. 7.
2. The Okaloosa County School District's Internal Accounting Manual.
3. Sound business practices as discussed with bookkeepers and principals.



SCOPE OF WORK

- Fieldwork visits at every school
- Interviewed principals and bookkeepers
- Agreed ending balances to supporting documentation
- Tested receipts and disbursements
- Tested service contracts
- Trend analysis between years
- Reviewed accounts payable for report presentation.



ITEMS OF NOTE

- \$3.95M of cash and short-term investments at June 30, 2010 (as compared to \$4.08M in prior year)
- Total revenues and expenditures exceed \$10.8M
- Six schools with findings for FY 10
- Internal funds of Valparaiso Elementary and Lewis Middle consolidated after fiscal year end



FINDINGS

CRI noted findings at the following schools:

Destin Elementary

Longwood Elementary School

Destin Middle School

Clifford Meigs Middle School

Choctawhatchee Sr. High School

Fort Walton Beach High School



ELEMENTARY SCHOOL MLCs

Elementary	Destin Elementary	Longwood Elementary
Invoices not stamped "paid"	X	
Untimely deposits - Bookkeeper		X



MIDDLE SCHOOL MLCs

Middle School	Destin Middle School	Meigs Middle School
Invoices not stamped "paid"	X	
Untimely deposits – Teacher/Sponsors		X

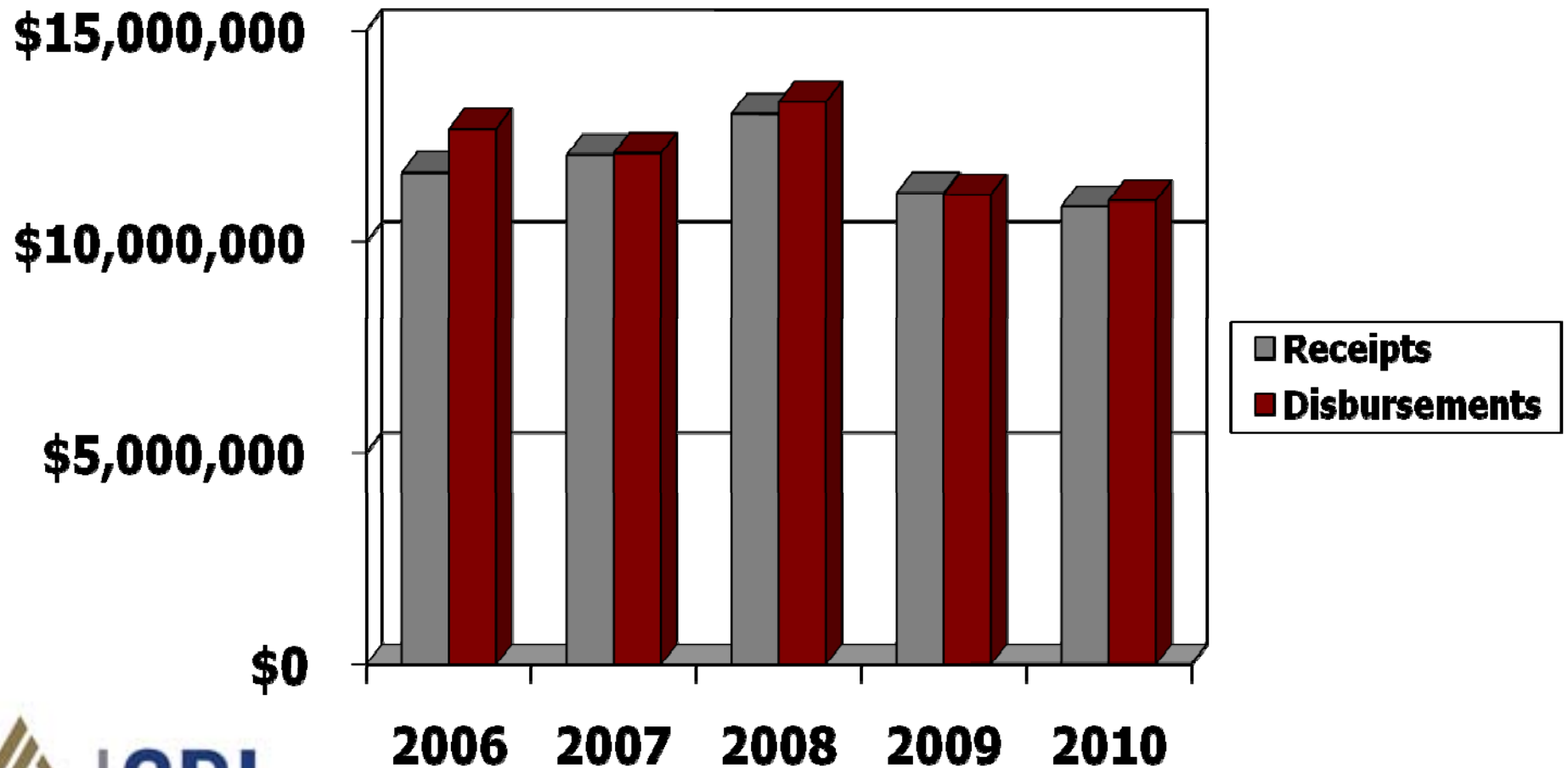


HIGH SCHOOL MLCs

High School	Fort Walton Beach High School	Choctawhatchee Sr. High School
Payment of invoices – lack of support	X	X

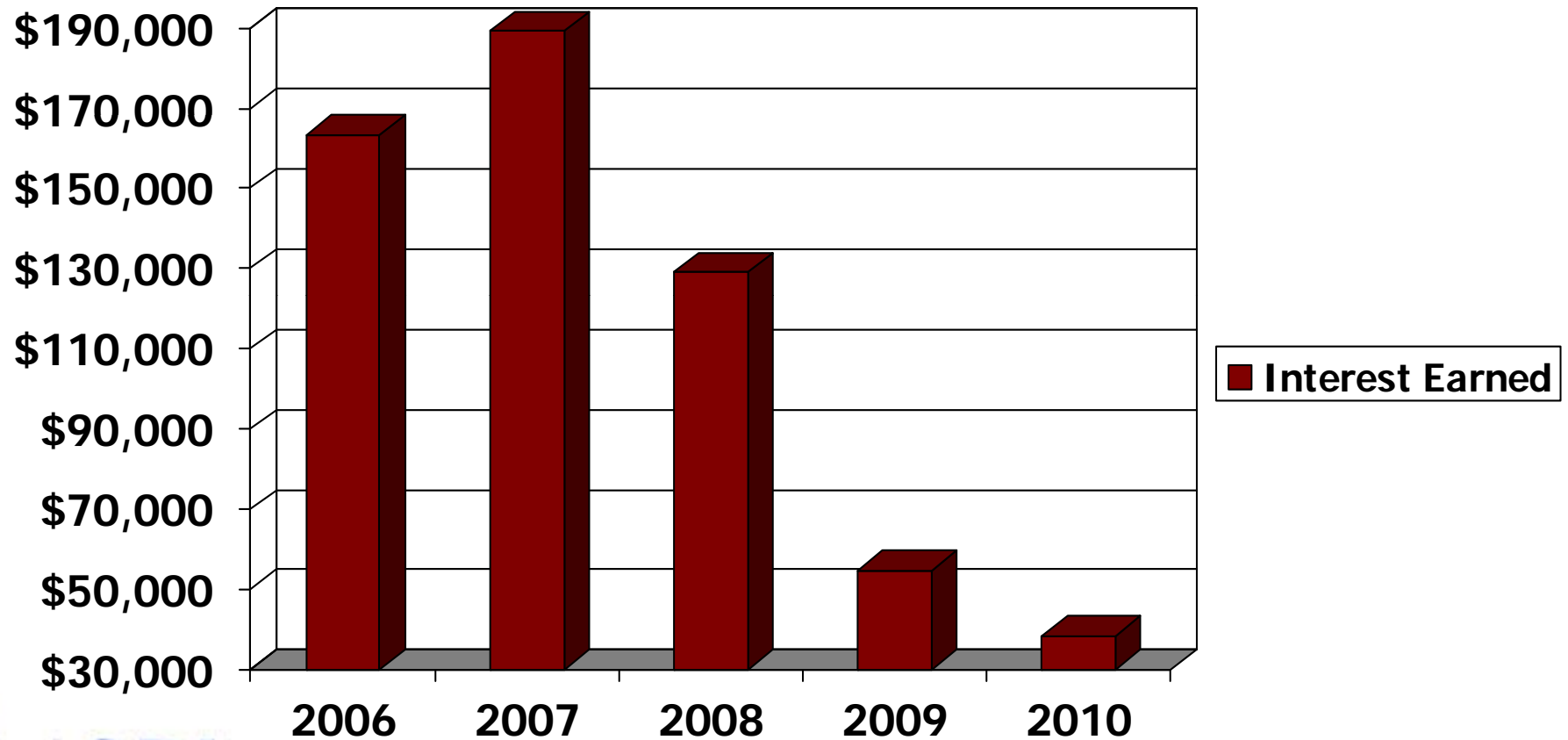


TOTAL RECEIPTS & DISBURSEMENTS



INTEREST EARNED

2006 – 2010 Internal Funds

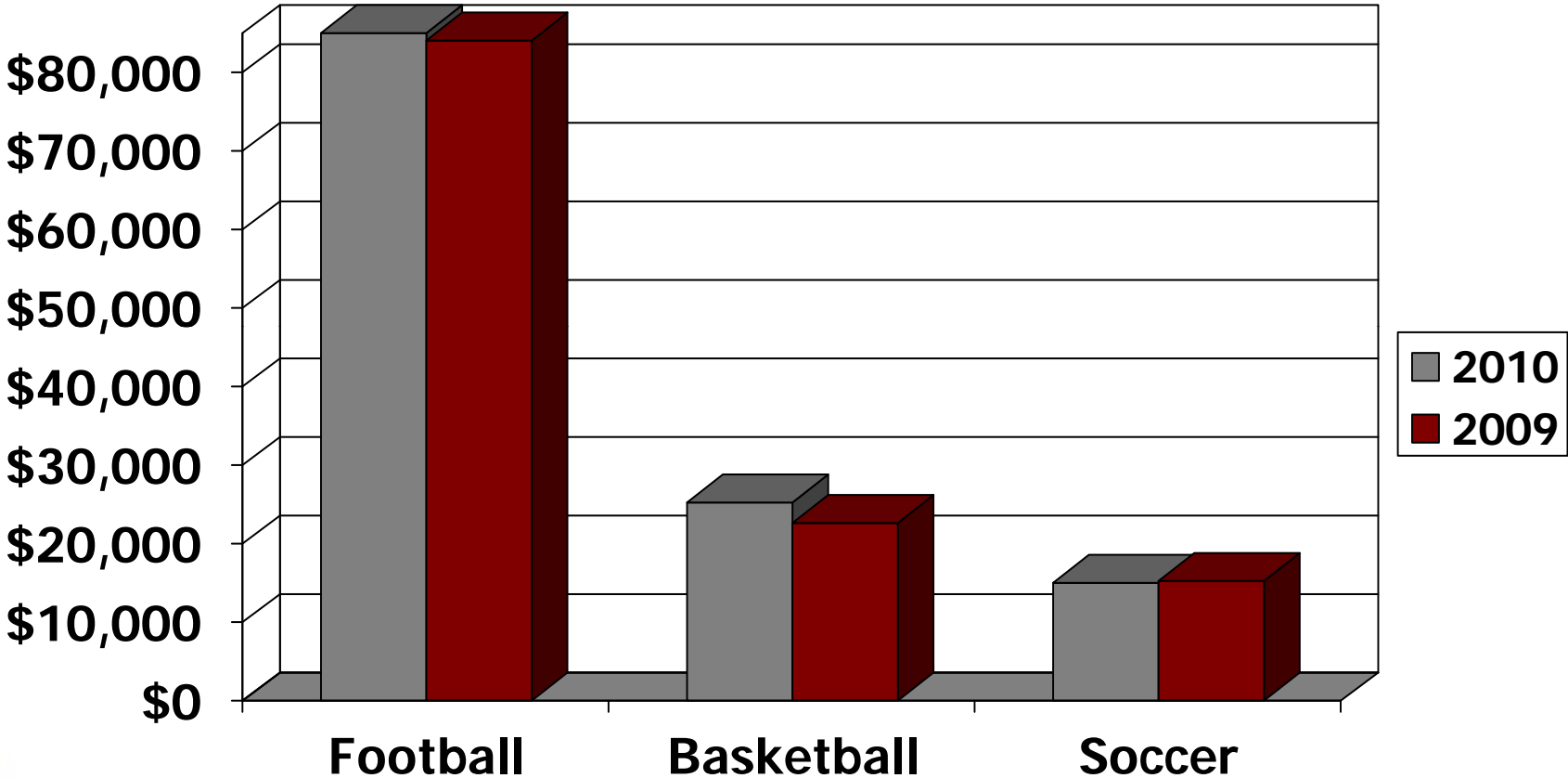


ATHLETICS



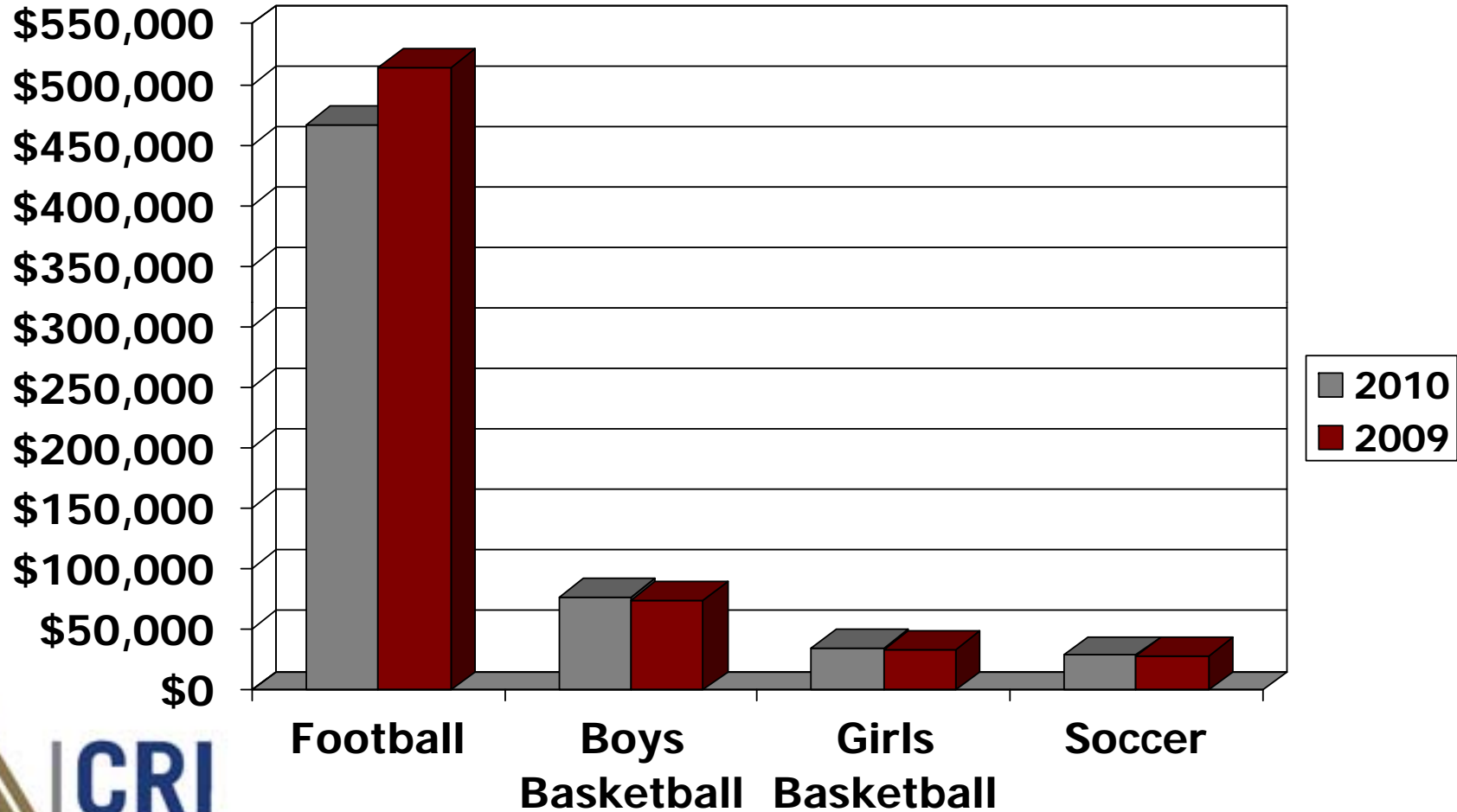
TICKET RECEIPTS

Middle Schools by Sport



TICKETS RECEIPTS

High Schools by Sport



FOOTBALL

	2009-2010 Receipts	2008-2009 Receipts	Increase (Decrease)	% Increase (Decrease)	Explanation
Baker	33,986	31,048	2,938	9%	
Choctawhatchee Senior	79,139	98,116	(18,977)	(19)%	Ticket prices decreased by \$1 for adults and \$2 for students in FY 2010.
Crestview Senior	72,689	93,064	(20,375)	(22)%	The team did not have as successful a season and the school did not host the spring classic.
Ft. Walton Beach	115,840	146,431	(30,591)	(21)%	The team went farther in the playoffs in FY 2009 and there were two additional home games during FY 2009.
Niceville Senior	164,641	144,975	19,666	14%	The team went to the state championship game in FY 2010.
Total	\$ 466,295	\$513,634	\$(47,339)	(9)%	



BOYS BASKETBALL

	2009-2010 Receipts	2008-2009 Receipts	Increase (Decrease)	% Increase (Decrease)	Explanation
Baker	11,826	11,299	527	5%	
Choctawhatchee Senior	7,865	15,603	(7,738)	(50) %	The school did not host a basketball shootout in FY 2010 as it did in FY 2009.
Crestview Senior	12,207	11,364	843	7%	
Ft. Walton Beach	14,443	12,591	1,852	15%	
Laurel Hill	14,500	18,531	(4,031)	(22)%	The team went to District semi-finals in FY 2009.
Niceville Senior	15,586	4,446	11,140	251%	The team made it to the state's final four in FY 2010.
Total	\$76,427	\$ 73,834	\$2,593	4%	



GIRLS BASKETBALL

	2009-2010 Receipts	2008-2009 Receipts	Increase (Decrease)	% Increase (Decrease)	Explanation
Baker	5,376	5,182	194	4%	
Choctawhatchee Senior	5,348	5,196	152	3%	
Crestview Senior	9,185	10,661	(1,476)	(14)%	
Ft. Walton Beach	5,897	4,181	1,716	41%	
Laurel Hill	5,156	2,867	2,289	80%	The team made it to District semi-finals in FY 2010.
Niceville Senior	3,742	5,083	(1,341)	(26)%	
Total	\$34,704	\$ 33,170	\$1,534	5%	



SOCCER

	2009-2010 Receipts	2008-2009 Receipts	Increase (Decrease)	% Increase (Decrease)	Explanation
Choctawhatchee Senior	5,137	5,885	(718)	(12)%	
Crestview Senior	9,315	2,168	7,147	330%	Boys soccer made it to District finals during FY 2010.
Ft. Walton Beach	4,639	9,768	(5,129)	(53)%	Girls soccer went to District playoffs in FY 2009.
Niceville Senior	9,630	10,522	(892)	(8)%	
Total	\$28,721	\$ 28,313	\$408	1%	

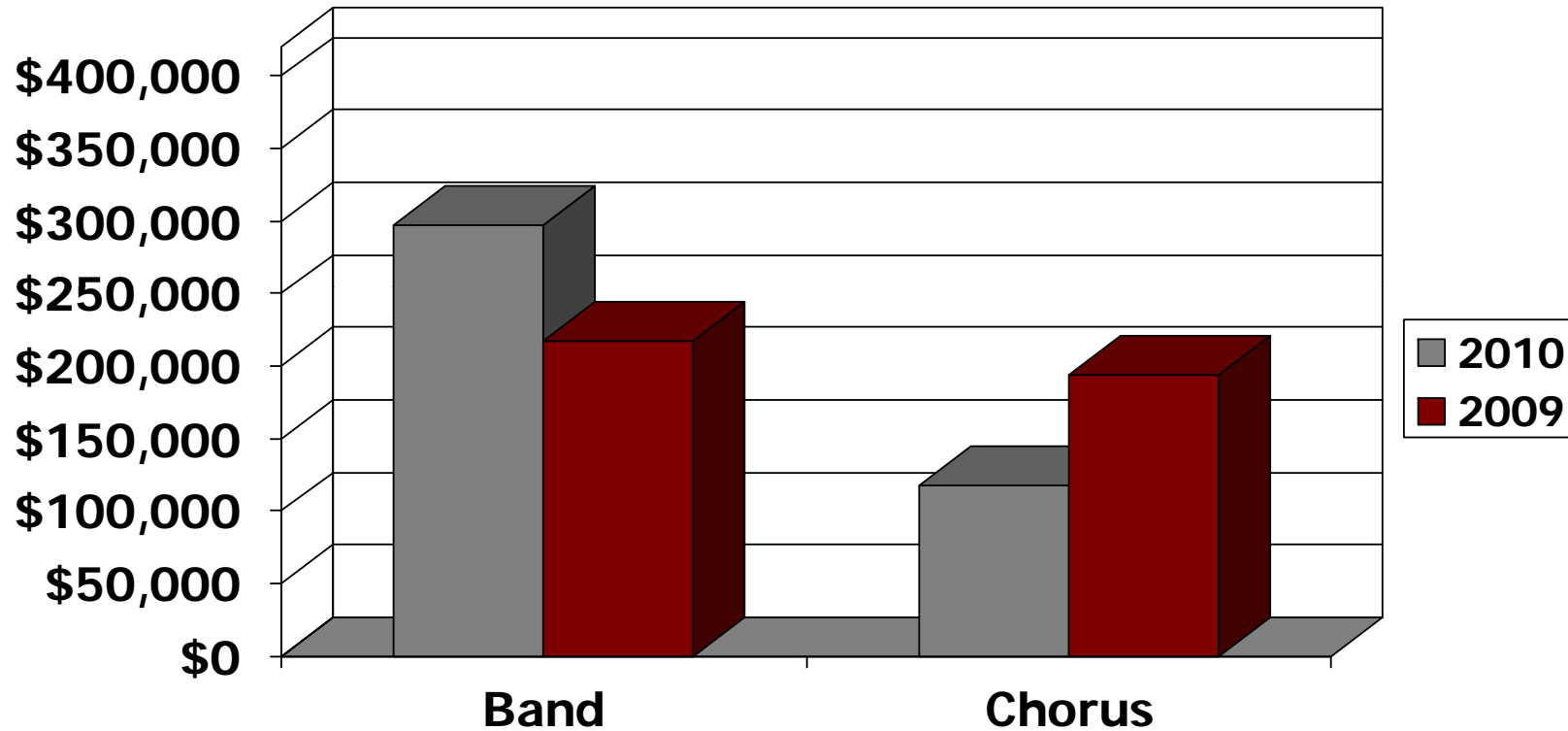


MUSIC



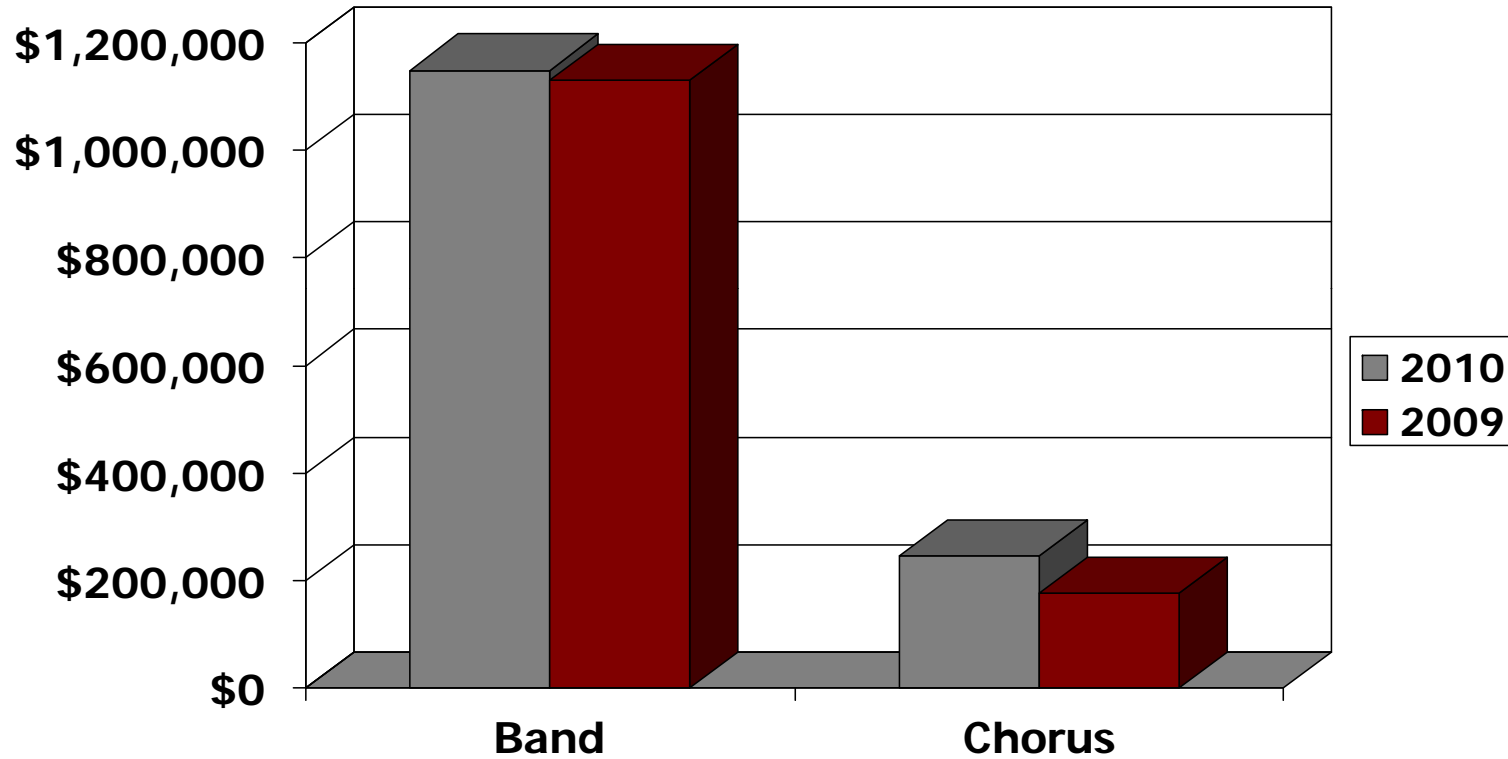
MUSIC RECEIPTS

Middle Schools



MUSIC RECEIPTS

High Schools



BAND

	2009-2010 Receipts	2008-2009 Receipts	Increase (Decrease)	% Increase (Decrease)	Explanation
Baker	51,062	61,230	(10,168)	(17)%	There were more concession sales in FY 2009. Band received a \$4,000 donation in FY 2009.
Choctawhatchee Senior	447,938	409,353	38,585	9%	Band went to the Macy's parade in New York in FY 2010.
Crestview Senior	249,245	162,740	96,505	59%	Band went to the Bahamas in FY 2010.
Ft. Walton Beach	164,893	342,943	(178,050)	(53)%	Band went to Hawaii for Spring Break in FY 2009.
Niceville Senior	225,913	153,283	72,630	47%	Band seniors went to New York in FY 2010. There were more home games in the current year which significantly increased concession sales.
Total	\$1,149,051	\$ 1,129,549	\$19,502	2%	



CHORUS

	2009-2010 Receipts	2008-2009 Receipts	Increase (Decrease)	% Increase (Decrease)	Explanation
Baker	19,158	25,423	(6,265)	(25)%	Chorus did a mink sales fundraiser in FY 2009.
Choctawhatchee Senior	29,051	25,636	3,415	13%	
Crestview Senior	124,709	57,053	67,656	119%	Chorus went to New York in FY 2010. Chorus held a madrigal chorus dinner in FY 2010.
Ft. Walton Beach	28,654	11,526	17,128	149%	There was a new chorus teacher in FY 2010 that was more active in raising money.
Niceville Senior	45,537	57,108	(11,751)	(21)%	Chorus participated in the Emerald Coast Choral Festival in FY 2009. Chorus did a script fundraiser in FY 2009, as well.
Total	\$246,929	\$ 176,746	\$70,183	40%	

