

**Okaloosa County
District School Board**

School Internal Funds
Presentation of Audit Findings

For the Year Ended June 30, 2006

OKALOOSA COUNTY DISTRICT SCHOOL BOARD



Presentation of Audit Findings For School Internal Funds

SCHOOL PERFORMANCE STANDARDS

STANDARDS - In our school audits of the internal funds, we are testing for compliance with the following:

1. **The Financial and Program Cost Accounting and Reporting for Florida Schools (Red Book), Ch. 7.**
2. **The Okaloosa County School District's Internal Accounting Manual.**
3. **Sound business practices as discussed in our annual training for bookkeepers and principals.**



SCOPE OF WORK

- **Spot audits at 27 schools**
- **Fieldwork visits at every school**
- **Interviewed principals and bookkeepers**
- **Agreed ending balances to supporting documentation**
- **Tested receipts and disbursements**
- **Tested service contracts**
- **Trend analysis between years**

ITEMS OF NOTE

- **Service Contract Testing (New in '06)**
- **Fort Walton Beach High School (pg. 28)**
- **Silver Sands School (pg. 39)**

OUTSIDE SUPPORT ORGANIZATIONS

- OCDSB Policy Sec. 1.011 (2)
- Audit received from one of six outside organizations (Plew)
- Ensure appropriate and safe financial practices are followed
- Protect organizations and individuals
- CAN COMPLY without any additional expense or loss of control

RANKINGS

All schools were **OUTSTANDING** with the following exceptions:

Acceptable

Annette P. Edwins Elementary School
Niceville Senior High School

Rankings Withheld (pending)

Choctawhatchee High School
Bob Sikes Elementary School
Shalimar Elementary School

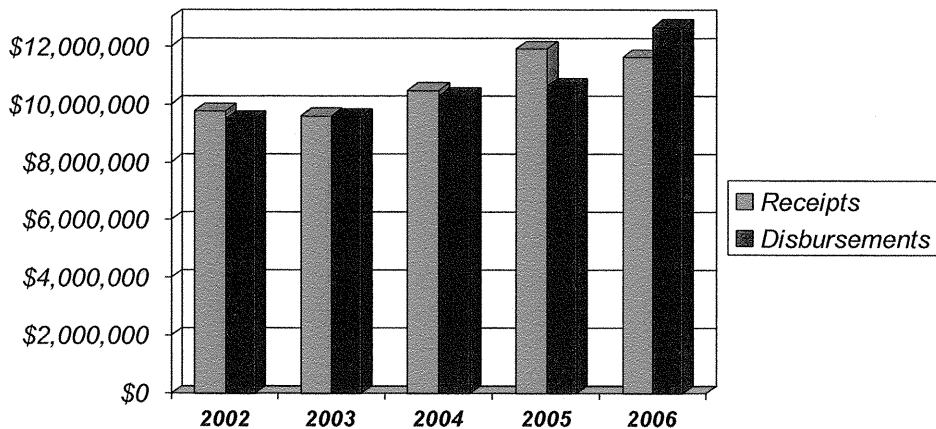
ELEMENTARY SCHOOL MLCs

Elementary	Shalimar	Annette P. Edwins	Bob Sikes
Audit not yet received from outside support organization	<input checked="" type="checkbox"/>		<input checked="" type="checkbox"/>
Disbursements made without adequate supporting documentation		<input checked="" type="checkbox"/>	

MIDDLE & HIGH SCHOOL MLCs

Middle & High	Choctawhatchee	Niceville
Audit not yet received from outside support organizations	<input checked="" type="checkbox"/>	
Disbursements made without adequate supporting documentation		<input checked="" type="checkbox"/>

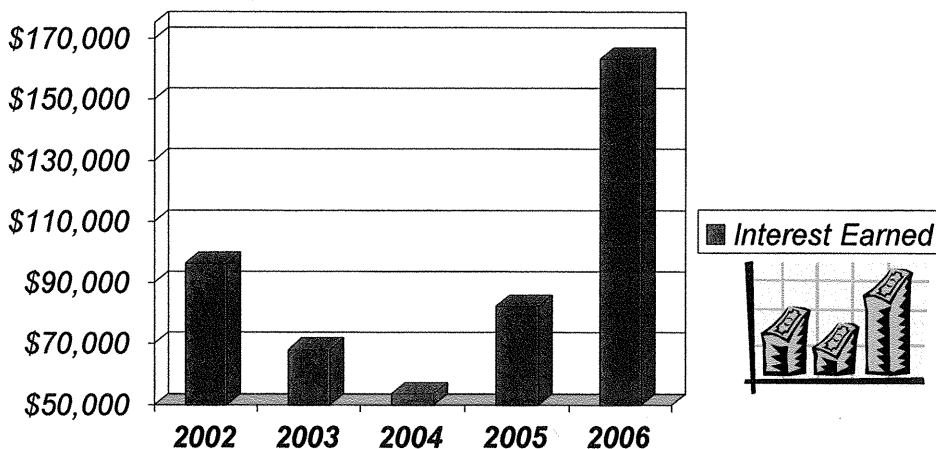
TOTAL RECEIPTS & DISBURSEMENTS



INTEREST EARNED

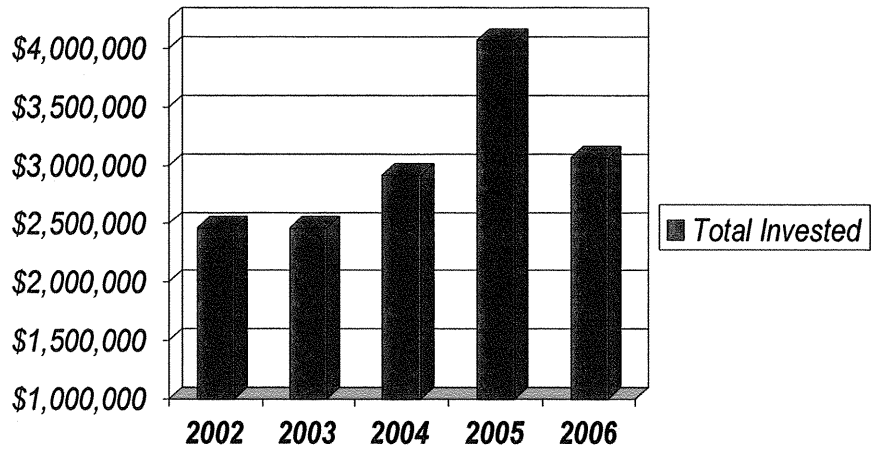
2002 - 2006

Internal Funds



SBA INVESTMENT

2002 - 2006

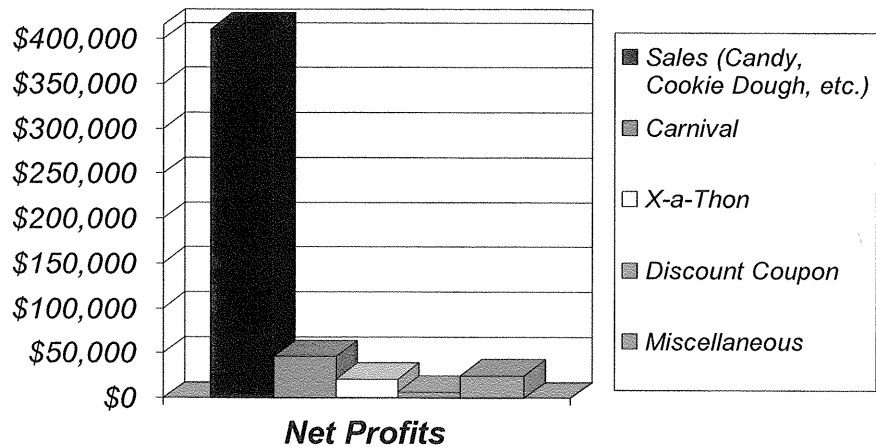


FUNDRAISING




MAJOR FUNDRAISERS

Elementary & Middle Schools

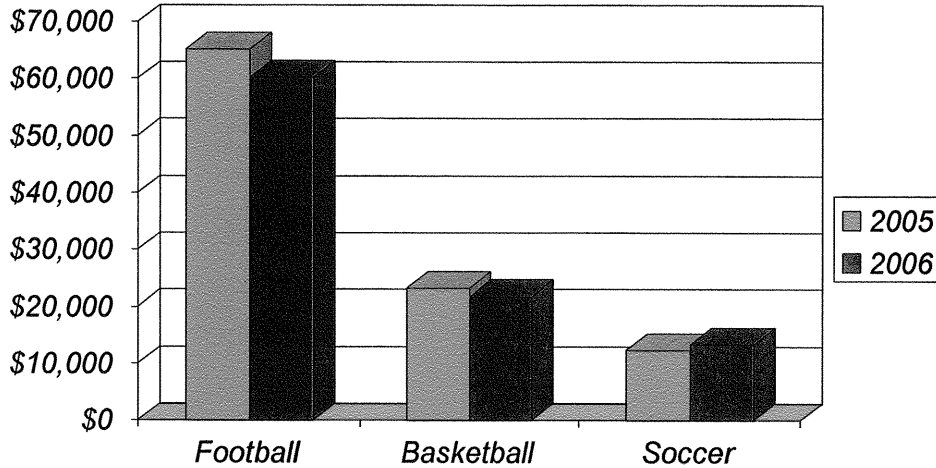


ATHLETICS



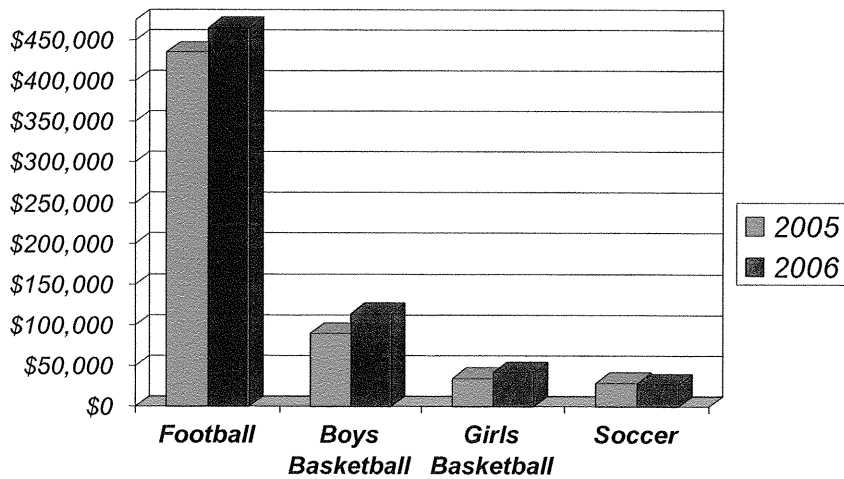
SPORTS RECEIPTS

Middle Schools by Sport



SPORTS RECEIPTS

High Schools by Sport




FOOTBALL

	2005-2006 Receipts	2004-2005 Receipts	Increase (Decrease)	% Increase (Decrease)	Explanation
Baker	25,825	37,534	(11,709)	-31%	Attendance decreased in FY06.
Choctawhatchee Senior	90,812	91,411	(599)	-1%	N/A
Crestview Senior	99,608	70,006	29,602	42%	One more home game, as well as a Regional playoff game in FY06.
Ft. Walton Beach	78,938	104,614	(25,676)	-25%	One less home game in FY06.
Niceville Senior	169,848	131,284	38,564	29%	Football – Regional Champs in FY06.
Total	\$ 465,031	\$ 434,849	\$ 30,182	7%	




BOYS BASKETBALL

Boys Basketball	2005-2006 Receipts	2004-2005 Receipts	Increase (Decrease)	% Increase (Decrease)	Explanation
Baker	5,060	13,102	(8,042)	-61%	Team did not advance in FY06.
Choctawhatchee Senior	23,861	34,688	(10,827)	-31%	Team did not advance in FY06.
Crestview Senior	18,962	8,607	10,355	120%	Hosted the District playoff tournament.
Ft. Walton Beach	35,733	26,502	9,231	35%	Team advanced to Regionals.
Laurel Hill	21,294	15,419	5,875	38%	Team advanced to the State Semifinals.
Niceville Senior	9,390	6,571	2,819	43%	Team advanced to the Regional Semifinals.
Total	\$ 114,300	\$ 104,889	\$ 9,411	9%	



GIRLS BASKETBALL

Girls Basketball	2005-2006 Receipts	2004-2005 Receipts	Increase (Decrease)	% Increase (Decrease)	Explanation
Baker	5,483	4,960	523	11%	N/A
Choctawhatchee Senior	6,362	7,205	(843)	-12%	N/A
Crestview Senior	4,037	4,267	(230)	-5%	N/A
Ft. Walton Beach	14,054	14,480	(426)	-3%	N/A
Laurel Hill	5,229	5,402	(173)	-3%	N/A
Niceville Senior	6,979	4,171	2,808	67%	Advanced to the Regional Semi-finals.
Total	\$ 42,144	\$ 40,485	\$ 1,659	4%	



SOCCER

Soccer	2005-2006 Receipts	2004-2005 Receipts	Increase (Decrease)	% Increase (Decrease)	Explanation
Choctawhatchee Senior	8,224	9,134	(910)	-10%	N/A
Crestview Senior	3,918	4,773	(855)	-18%	Fewer home games played in FY06.
Ft. Walton Beach	3,857	5,020	(1,163)	-23%	Fewer home games played in FY06.
Niceville Senior	11,367	10,300	1,067	10%	N/A
Total	\$ 27,366	\$ 29,227	\$ (1,861)	-6%	

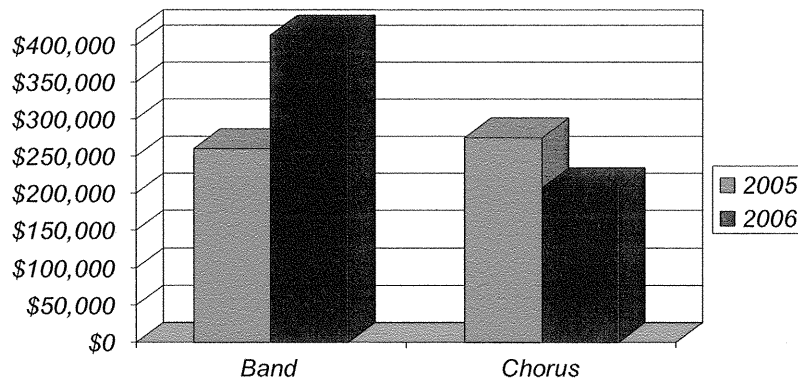


MUSIC



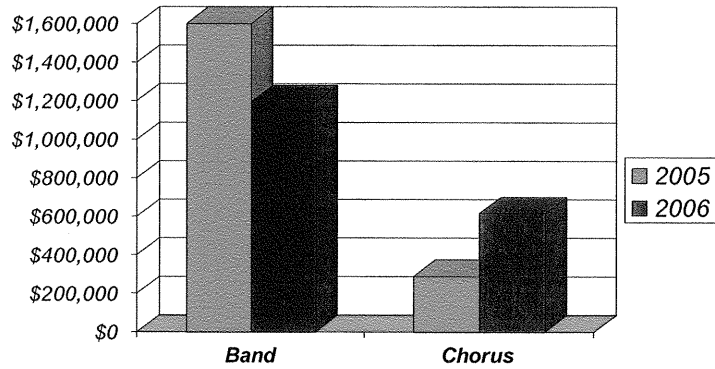
MUSIC RECEIPTS

Middle Schools



MUSIC RECEIPTS

High Schools



Band

	2005-2006 Receipts	2004-2005 Receipts	Increase (Decrease)	% Increase (Decrease)	Explanation
Baker	62,547	63,760	(1,213)	-2%	N/A
Choctawhatchee Senior	262,229	360,592	(98,363)	-27%	Went to NYC in FY05. No major trip in FY06.
Crestview Senior	439,629	444,742	(5,113)	-1%	N/A
Ft. Walton Beach	214,555	271,782	(57,227)	-21%	Went to NYC in FY05. No major trip in FY06.
Niceville Senior	215,559	457,949	(242,390)	-53%	Went to the Fiesta Bowl in FY05. No major trip in FY06.
Total	\$1,194,519	\$1,598,825	\$ (404,306)	-25%	

Chorus

	2005-2006 Receipts	2004-2005 Receipts	Increase (Decrease)	% Increase (Decrease)	Explanation
Baker	14,022	3,094	10,928	353%	More fund raising in FY06.
Choctawhatchee Senior	38,643	46,486	(7,843)	-17%	Less participation and fund raising in FY06.
Crestview Senior	143,404	79,092	64,312	81%	Trip to San Francisco in FY06 .
Ft. Walton Beach	11,609	13,820	(2,211)	-16%	Fundraising for new uniforms in FY06.
Niceville Senior	406,593	144,925	261,668	181%	Trip to China in FY06.
Total	\$ 614,271	\$ 287,417	\$ 326,854	114%	

Supplemental Information

Okaloosa County School Board Internal Funds Audits
SCHOOL RANKINGS 2002 - 2006

ALL SCHOOLS WERE RANKED OUTSTANDING FOR EACH YEAR, WITH THE FOLLOWING EXCEPTIONS:

The names of the Principals listed below served the respective schools for the fiscal year ended 06/30/2006.

	Acceptable	Principal	Unacceptable
2006	Annette P. Edwins Elem. Niceville Senior High	Ms. Holmes Ms. Varner	
****	Rankings withheld for Choctawhatchee High School, Bob Sikes Elementary School and Shalimar Elementary School pending resolution of outside support organization issue - if not cleared by October 31, 2006 ranking will be unacceptable		

2005	Destin Middle Lula J. Edge Elem. Southside Elem (July 2004)		Bluewater Elem.
-------------	--	--	-----------------

2004	Bob Sikes Elem. (from March to June 2004) Wright Elem. Choctawhatchee High Southside Elem. Silver Sands		Bob Sikes Elem. (from July 2003 to March 2004)
-------------	--	--	---

2003	Elliott Point Elem. Valparaiso Elem Destin Middle Pryor Middle Richbourg Middle		Bob Sikes Elem.
-------------	---	--	-----------------

2002	All schools Outstanding		
-------------	-------------------------	--	--

Okaloosa County District School Board
Receipts vs. Disbursements
Fiscal Year Ended June 30, 2006

School	2006 Receipts	2006 Disbursements
Antioch	\$ 158,297	\$ 150,400
Bluewater	211,645	180,934
Bob Sikes	104,586	97,788
Cherokee	57,978	53,069
Destin	248,596	237,475
Lula J. Edge	123,529	131,320
Annette P. Edwins	77,216	83,623
Elliott Point	88,964	93,805
Florosa	101,320	91,523
Kenwood	137,632	129,224
Longwood	60,532	61,236
Mary Esther	110,898	102,291
Northwood	90,848	73,748
Oak Hill	95,769	103,471
Ocean City	52,458	55,386
James E. Plew	130,756	120,114
Shalimar	65,208	58,285
Southside	94,988	105,778
Valparaiso	100,000	97,629
Walker	146,197	145,707
Wright	142,679	155,531
Max Bruner, Jr.	343,471	332,691
Davidson	314,528	311,691
Destin Middle at Regatta Bay	352,628	352,696
Addie R. Lewis	197,019	172,148
Clifford Meigs	250,184	229,556
W. C. Pryor	296,794	294,231
Lance C. Richbourg	205,850	212,598
C. W. Ruckel	348,411	358,741
Baker	429,568	396,592
Choctawhatchee Senior	1,080,851	974,630
Crestview Senior	1,239,491	1,333,333
Ft. Walton Beach	1,678,089	2,713,743
Laurel Hill	232,833	232,524
Niceville Senior	1,978,062	1,967,242
OATC	220,582	246,191
Crestview Vo-tech	5,882	5,641
Silver Sands	47,513	187,606
Totals	<u>\$ 11,621,852</u>	<u>\$ 12,650,191</u>

Okaloosa County District School Board
Receipts Comparison 2005 - 2006
Fiscal Year Ended June 30, 2006

School	2006	2005	Increase (Decrease)	% Change
Antioch	\$ 158,297	\$ 148,762	\$ 9,535	6.4%
Bluewater	211,645	199,800	11,845	5.9%
Bob Sikes	104,586	62,445	42,141	67.5% *
Cherokee	57,978	80,489	(22,511)	-28.0% *
Destin	248,596	252,507	(3,911)	-1.5%
Lula J. Edge	123,529	158,225	(34,696)	-21.9% *
Annette P. Edwins	77,216	77,743	(527)	-0.7%
Elliott Point	88,964	97,133	(8,169)	-8.4%
Florosa	101,320	80,485	20,835	25.9% *
Kenwood	137,632	125,408	12,224	9.7%
Longwood	60,532	59,807	725	1.2%
Mary Esther	110,898	115,657	(4,759)	-4.1%
Northwood	90,848	53,428	37,420	70.0% *
Oak Hill	95,769	135,379	(39,610)	-29.3% *
Ocean City	52,458	55,907	(3,449)	-6.2%
James E. Plew	130,756	133,143	(2,387)	-1.8%
Shalimar	65,208	66,188	(980)	-1.5%
Southside	94,988	108,412	(13,424)	-12.4%
Valparaiso	100,000	94,975	5,025	5.3%
Walker	146,197	145,740	457	0.3%
Wright	142,679	116,804	25,875	22.2% *
Max Bruner, Jr.	343,471	268,970	74,501	27.7% *
Davidson	314,528	263,510	51,018	19.4% *
Destin Middle at Regatta Bay	352,628	391,869	(39,241)	-10.0%
Addie R. Lewis	197,019	197,086	(67)	0.0%
Clifford Meigs	250,184	231,781	18,403	7.9%
W. C. Pryor	296,794	231,428	65,366	28.2% *
Lance C. Richbourg	205,850	211,869	(6,019)	-2.8%
C. W. Ruckel	348,411	333,073	15,338	4.6%
Baker	429,568	438,820	(9,252)	-2.1%
Choctawhatchee Senior	1,080,851	1,157,377	(76,526)	-6.6%
Crestview Senior	1,239,491	1,152,255	87,236	7.6%
Ft. Walton Beach	1,678,089	2,549,025	(870,936)	-34.2% *
Laurel Hill	232,833	173,068	59,765	34.5% *
Niceville Senior	1,978,062	1,670,765	307,297	18.4% *
OATC	220,582	217,478	3,104	1.4%
Crestview Vocational Tech	5,882	105	5,777	0.0%
Silver Sands	47,513	47,775	(262)	-0.5%

* Note - all schools with changes greater than 15% are explained on next page.

Okaloosa County District School Board
 Receipts Comparison, Explanations for >15% Change
 Fiscal Year Ended June 30, 2006

School	\$ Change	% Change	Explanation
Bob Sikes	42,141	67.5%	Classes had more field trips in FY06 (\$10,000). The school participated in the Relay for Life in FY06 and raised \$18,000 for the cause. The Media Center held an additional Book Fair in FY06 which brought in an additional \$5,000. The school received \$4,000 from the Harley Group.
Cherokee	(22,511)	-28.0%	The decrease in FY06 is due to the elimination of the PreK program.
Davidson	51,018	19.4%	In FY06, The Band raised funds for a trip to Orlando. The school also received a STRIDE grant.
Lula J. Edge	(34,696)	-21.9%	Decrease in overall PTO fundraisers - especially the Fall Festival (approximately \$10,000 decrease in FY06). The PreK and Intervention programs did not exist in FY06. This resulting in a decrease of approximately \$17,000.
Florosa	20,835	25.9%	The PTO increased their fundraising activities, to include a Fall Festival.
Ft. Walton Beach	(870,936)	-34.2%	Receipts were higher in FY05 as a result of the stadium donations.
Laurel Hill	59,765	34.5%	Approximately 73% of the increase is due to an increase in gate receipts and donations received as a result of the Boys Basketball team advancing to State. The 5th grade raised funds for a trip to the space center. The school also received a \$10,000 donation.
Max Bruner, Jr.	74,501	27.7%	Music had fundraisers for Band and Chorus trips that brought in approximately \$68,000. The school wide fundraiser in FY06 was more successful than the prior year.
Niceville Senior	307,297	18.4%	Athletic receipts account for more than half of the increase as a result of an increase in the number of hosted playoff games, baseball fence and sign receipts. Music receipts increased as a result of the Chorus trip to China and the Band trip to the Fiesta Bowl. Picture receipts increased approximately \$30,000 in FY06.
Northwood	37,420	70.0%	The PTO was very active in FY06. Additional PTO fundraisers brought in approximately \$27,000 more than FY05. Adopt-A-Class monies increased approximately \$5,000; and the 5th grade raised funds for a trip to Mobile.

Okaloosa County District School Board
 Receipts Comparison, Explanations for >15% Change
 Fiscal Year Ended June 30, 2006

School	\$ Change	% Change	Explanation
Oak Hill	(39,610)	-29.3%	93% of the decrease was due to the PreK program being eliminated for FY06. There were fewer field trips taken and fundraisers in FY06.
W. C. Pryor	65,366	28.2%	The 8th grade took a trip to Washington in FY06, resulting in the increase in receipts from fundraising and parental funding.
Wright	25,875	22.2%	The increase in receipts is due to a Cookie Dough Fundraiser during FY06.

Okaloosa County District School Board
 Receipts Per Student
 Fiscal Years
 Ended June 30, 2003 - 2006

School	2003			2004			2005			2006		
	Receipts	Student Population	Receipts/Student	Receipts	Student Population	Receipts/Student	Receipts	Student Population	Receipts/Student	Receipts	Student Population	Receipts/Student
Antioch	\$ 127,714	750	\$ 170	\$ 135,739	764	\$ 178	\$ 148,762	776	\$ 192	\$ 158,297	793	\$ 200
Bluewater	166,761	725	230	186,576	681	274	199,800	681	293	211,645	684	309
Bob Sikes	56,230	553	102	62,916	567	111	62,445	619	101	104,586	644	162
Cherokee	110,538	601	184	90,897	547	166	80,489	474	170	57,978	440	132
Destin	198,490	800	248	203,268	848	240	252,507	844	299	248,596	867	287
Lula J. Edge	107,806	453	238	134,351	497	270	158,225	490	323	123,529	503	246
Annette P. Edwins	78,273	465	168	76,873	472	163	77,743	428	182	77,216	426	181
Elliott Point	81,184	600	135	99,419	636	156	97,133	634	153	88,964	633	141
Florosa	81,459	575	142	82,136	549	150	80,485	574	140	101,320	621	163
Kenwood	135,383	570	238	114,375	553	207	125,408	550	228	137,632	537	256
Longwood	60,945	460	132	55,906	428	131	59,807	442	135	60,532	384	158
Mary Esther	120,145	560	215	132,839	586	227	115,657	567	204	110,898	585	190
Northwood	59,475	550	108	62,205	544	114	53,428	604	88	90,848	642	142
Oak Hill	96,622	543	178	113,912	551	207	135,379	562	241	95,769	559	171
Ocean City	36,936	540	68	59,949	466	129	55,907	481	116	52,458	486	108
James E. Plew	131,526	760	173	158,294	687	230	133,143	633	210	130,756	651	201
Shalimar	74,048	530	140	62,861	565	111	66,188	540	123	65,208	538	121
Southside	87,655	550	159	105,572	575	184	108,412	594	183	94,988	616	154
Valparaiso	93,146	480	194	96,723	497	195	94,975	499	190	100,000	486	206
Walker	122,214	650	188	131,219	637	206	145,740	662	220	146,197	681	215
Wright	113,668	600	189	111,672	577	194	116,804	579	202	142,679	577	247
Max Bruner, Jr.	311,156	1,100	283	377,377	1,050	359	268,970	1,046	257	343,471	998	344
Davidson	211,941	850	249	216,571	883	245	263,510	940	280	314,528	968	325
Destin Middle at Regatta Bay	295,088	670	440	336,874	738	456	391,869	709	553	352,628	704	501
Addie R. Lewis	217,317	632	344	206,922	611	339	197,086	594	332	197,019	609	324
Clifford Meigs	264,548	750	353	246,983	720	343	231,781	710	326	250,184	702	356
W. C. Pryor	249,997	807	310	279,314	807	346	231,428	760	305	296,794	721	412
Lance C. Richbourg	180,247	720	250	180,618	729	248	211,869	726	292	205,850	770	267
C. W. Ruckel	269,856	1,100	245	268,665	898	299	333,073	896	372	348,411	851	409
Baker	385,190	1,400	275	421,026	1,388	303	438,820	1,420	309	429,568	1,344	320
Choctawhatchee Senior	969,313	1,875	517	969,971	1,806	537	1,157,377	1,909	606	1,080,851	1,865	580
Crestview Senior	1,111,876	1,850	601	999,458	1,892	528	1,152,255	1,850	623	1,239,491	1,876	661
Ft. Walton Beach	1,215,208	1,950	623	1,490,904	1,972	756	2,549,025	1,988	1,282	1,678,089	2,028	827
Laurel Hill	135,199	420	322	161,458	411	393	173,068	419	413	232,833	471	494
Niceville Senior	1,164,596	2,300	506	1,648,640	2,292	719	1,670,765	2,369	705	1,978,062	2,343	844
OATC	433,360	850	510	346,499	740	468	217,478	154	1,412	220,582	113	1,952
Crestview Vocational Tech	-	-	-	-	-	-	105	95	1	5,882	38	155
Silver Sands	33,841	130	260	37,977	150	253	47,775	154	310	47,513	178	267
Totals	\$ 9,588,951	29,719	\$ 323	\$ 10,466,959	29,314	\$ 357	\$ 11,904,691	28,972	\$ 411	\$ 11,621,852	28,932	\$ 402

Okaloosa County District School Board
2003 - 2006 DISBURSEMENTS
Fiscal Year Ended June 30, 2006

School	2003	2004	2005	2006
Antioch	\$ 143,078	\$ 142,929	\$ 155,301	\$ 150,400
Bluewater	182,136	185,053	211,562	180,934
Bob Sikes	73,017	68,416	66,521	97,788
Cherokee	109,260	85,001	102,172	53,069
Destin	205,450	181,487	225,010	237,475
Lula J. Edge	110,444	122,446	135,563	131,320
Annette P. Edwins	77,843	80,988	79,115	83,623
Elliott Point	82,653	157,499	83,592	93,805
Florosa	80,438	81,530	78,289	91,523
Kenwood	147,302	116,662	157,123	129,224
Longwood	49,685	55,012	54,719	61,236
Mary Esther	109,753	128,183	126,231	102,291
Northwood	52,195	56,955	48,415	73,748
Oak Hill	101,065	107,810	124,176	103,471
Ocean City	44,745	62,230	51,668	55,386
James E. Plew	131,565	132,117	129,591	120,114
Shalimar	74,247	57,619	57,862	58,285
Southside	83,709	97,090	103,999	105,778
Valparaiso	100,189	98,759	92,766	97,629
Walker	126,790	140,428	145,983	145,707
Wright	108,481	102,799	118,942	155,531
Max Bruner, Jr.	306,628	385,469	241,928	332,691
Davidson	206,593	212,282	246,825	311,691
Destin Middle at Regatta Bay	301,902	335,156	381,682	352,696
Addie R. Lewis	202,159	192,752	180,719	172,148
Clifford Meigs	255,279	251,261	223,640	229,556
W. C. Pryor	249,419	271,018	231,428	294,231
Lance C. Richbourg	174,235	170,478	193,792	212,598
C. W. Ruckel	260,610	272,170	304,353	358,741
Baker	412,479	389,067	431,003	396,592
Choctawhatchee Senior	901,311	913,152	1,126,445	974,630
Crestview Senior	1,110,100	984,736	1,068,713	1,333,333
Ft. Walton Beach	1,241,224	1,330,807	1,385,312	2,713,743
Laurel Hill	134,753	158,002	191,196	232,524
Niceville Senior	1,146,534	1,763,469	1,730,723	1,967,242
OATC	449,859	372,858	318,600	246,191
Crestview Vocational Tech	-	-	6,761	5,641
Silver Sands	12,527	16,818	12,459	187,606
TOTALS	\$ 9,559,657	\$ 10,280,508	\$ 10,624,179	\$ 12,650,191

Okaloosa County District School Board
Major Fundraisers for Elementary and Middle Schools
Fiscal Year Ended June 30, 2006

Elementary Schools	Sales (Candy, Cookie Dough, Magazines, Books, School Pictures, etc.)	Carnival / Festival / Golf Tournaments / Pageant / Circus	X-a-thon (Walk, Read, Comp, etc.)	Discount Coupon Sales / % of Sales	Miscellaneous (Penny War, Adopt-A-Classroom, etc.)
Antioch	\$ 21,298				
Bluewater	42,791				
Bob Sikes	11,511				
Cherokee	5,182				
Destin	39,275				
Lula J. Edge	15,678				
Annette P. Edwins	13,680	5,828			
Elliott Point	10,083			6,253	
Florosa	15,239	1,961			
Kenwood	12,317				3,446
Longwood	7,545		2,722		
Mary Esther	22,921				
Northwood	18,734	4,896			
Oak Hill	12,093	1,730			
Ocean City	10,085				
James E. Plew	6,156				
Shalimar	7,443				
Southside	10,332	3,668			
Valparaiso	10,912	1,302			
Walker	17,247	4,873			1,356
Wright	14,318		7,649		
Middle Schools					
Max Bruner, Jr.	17,600				
Davidson	15,609				
Destin Middle at Regatta Bay	7,320				
Addie R. Lewis	11,375				4,291
Clifford Meigs	10,516	6,541			5,425
W. C. Pryor	8,998	13,617			
Lance C. Richbourg	5,889	1,395			6,796
C. W. Ruckel	8,532		10,355		3,583
TOTALS	\$ 410,679	\$ 45,811	\$ 20,726	\$ 6,253	\$ 24,897

These figures represent Net Profits (receipts less disbursements) and do not include all fundraisers, only fundraisers considered "major" by school.