

School District of Okaloosa County



EXHIBIT K-14

Schedule 3, School Program Cost Report
General Fund / Special Revenue Funds

EXHIBIT K-15

Schedule 4, District Aggregate Program Cost Report
General Fund / Special Revenue Funds

For the Fiscal Year Ended June 30, 2014



School District of Okaloosa County
PROGRAM COST REPORT
For the Fiscal Year Ended June 30, 2014

Table of Contents

I. Exhibit K-14: Schedule 3, School Program Cost Report	
General Fund.....	1-51
II. Exhibit K-14: Schedule 3, School Program Cost Report	
Special Revenue Funds.....	52-97
ARRA – Race To The Top Funds.....	98-142
III. Exhibit K-15: Schedule 4, District Aggregate Program Cost Report	
General Fund.....	143
IV. Exhibit K-15: Schedule 4, District Aggregate Program Cost Report	
Special Revenue Funds.....	144
ARRA – Race To The Top Funds.....	145

School District of Okaloosa County



EXHIBIT K-14

Schedule 3, School Program Cost Report **General Fund**

For the Fiscal Year Ended June 30, 2014

FUND- 1
 SCHL- 0031 EDWINS ELEMENTARY SCHOOL

PROGRAM CATEGORY	NBR	PURCHASED					DIRECT		TOTAL DIRECT	SCHOOL INDIRECT	SCHOOL COST	DISTRICT INDIRECT	TOTAL
		SALARIES	BENEFITS	SERVICES	MATERIAL SUPPLIES	OTHER EXPENSES	CAPITAL OUTLAY						
K-3 BASIC	101	708692	200612	68427	43809	17853	2541	1041937	539667	1581605	77789	1659394	
4-8 BASIC	102	325879	92248	29853	19113	7789	1108	475992	257618	733611	35179	768790	
BASIC		1034571	292861	98280	62922	25643	3650	1517930	797286	2315216	112968	2428185	
ESOL	130	81945	23196	7550	4834	1970	280	119777	60163	179940	8617	188558	
ESOL		81945	23196	7550	4834	1970	280	119777	60163	179940	8617	188558	
PK-3 BASIC W/ES	111	297233	84139	28879	18489	7535	1072	437349	244725	682074	33779	715854	
4-8 BASIC W/ESE	112	141216	39974	12673	8114	3306	470	205756	111322	317079	15044	332123	
ESE LEVEL 4	254	12043	3409	1004	643	262	37	17400	8873	26273	1195	27469	
ESE		450493	127523	42557	27247	11104	1580	660506	364920	1025427	50019	1075447	
TOTAL FOR FEFP		1567011	443581	148389	95004	38717	5511	2298214	1222371	3520585	171605	3692191	
FOOD SERVICE											5		
TRANSPORTATION									179722		642		

THOSE COSTS REPORTED IN THE COLUMN TITLED -SCHOOL INDIRECT- ARE DERIVED FROM TWO SOURCES: A) EXPENDITURES RECORDED BY SCHOOL AND B) SCHOOL LEVEL EXPENDITURES CENTRALLY RECORDED. FUNCTIONALLY DISTRIBUTED, THESE COSTS ARE AS REPORTED BELOW.

6100 PUPIL PERSONNEL	205721	6400 INSTR STAFF TRAINING	18804	7700 CENTRAL SERVICES	33167
6200 INSTRUCTIONAL MEDIA	41362	7300 SCHOOL ADMINISTRATION	254968	7900 OPERATION OF PLANT	248471
6300 INSTR & CURR DEVLPMNT	117088	7400 FACILITIES ACQ-CONSTR		8100 MAINTENANCE OF PLANT	262869
				8200 ADMIN. TECH. SERVICES	30725
				6500 INSTR. TECH. SERVICES	9190

FUND- 1
 SCHL- 0041 BAKER SCHOOL

PROGRAM CATEGORY	NBR	DIRECT							TOTAL DIRECT	SCHOOL INDIRECT	SCHOOL COST	DISTRICT INDIRECT	TOTAL
		SALARIES	BENEFITS	PURCHASED SERVICES	MATERIAL SUPPLIES	OTHER EXPENSES	CAPITAL OUTLAY	TOTAL					
K-3 BASIC	101	1362454	385676	101120	55015	19458	4834	1928560	627682	2556242	124314	2680557	
4-8 BASIC	102	1330354	376589	97955	53294	18849	4683	1881726	673280	2555007	125817	2680825	
9-12 BASIC	103	1035115	293015	73354	39909	14115	3507	1459017	508203	1967221	94550	2061771	
BASIC		3727925	1055281	272430	148219	52423	13024	5269304	1809166	7078471	344682	7423154	
PK-3 BASIC W/ES	111	266671	75487	19382	10545	3729	926	376742	125830	502573	24284	526858	
4-8 BASIC W/ESE	112	299823	84872	21830	11877	4200	1043	423648	150886	574534	28109	602644	
9-12 BASIC W/ES	113	230775	65326	16732	9103	3219	799	325956	115921	441878	21567	463445	
ESE LEVEL 4	254	7812	2211	667	363	128	31	11215	4432	15647	844	16492	
ESE		805082	227898	58612	31888	11278	2802	1137563	397071	1534634	74805	1609439	
VOCATIONAL,6-12	300	195264	55274	14922	8118	2871	713	277165	103384	380550	19234	399784	
VOCATIONAL PGM		195264	55274	14922	8118	2871	713	277165	103384	380550	19234	399784	
TOTAL FOR FEFP		4728272	1338454	345965	188227	66573	16540	6684034	2309622	8993656	438722	9432378	
FOOD SERVICE											16		
TRANSPORTATION									573507		2040		

THOSE COSTS REPORTED IN THE COLUMN TITLED -SCHOOL INDIRECT- ARE DERIVED FROM TWO SOURCES: A) EXPENDITURES RECORDED BY SCHOOL AND B) SCHOOL LEVEL EXPENDITURES CENTRALLY RECORDED. FUNCTIONALLY DISTRIBUTED, THESE COSTS ARE AS REPORTED BELOW.

6100 PUPIL PERSONNEL	320525	6400 INSTR STAFF TRAINING	11577	7700 CENTRAL SERVICES	83639
6200 INSTRUCTIONAL MEDIA	23054	7300 SCHOOL ADMINISTRATION	607563	7900 OPERATION OF PLANT	590788
6300 INSTR & CURR DEVLPMNT	216818	7400 FACILITIES ACQ-CONSTR		8100 MAINTENANCE OF PLANT	354561
				8200 ADMIN. TECH. SERVICES	77481
				6500 INSTR. TECH. SERVICES	23612

FUND- 1
 SCHL- 0051 BOB SIKES ELEMENTARY SCHOOL

PROGRAM CATEGORY	NBR	DIRECT					TOTAL DIRECT	SCHOOL INDIRECT	SCHOOL COST	DISTRICT INDIRECT	TOTAL	
		SALARIES	BENEFITS	PURCHASED SERVICES	MATERIAL SUPPLIES	OTHER EXPENSES						CAPITAL OUTLAY
K-3 BASIC	101	1661004	470188	134487	118698	34775	5905	2425060	891674	3316735	164625	3481361
4-8 BASIC	102	526514	149042	48564	42863	12557	2132	781675	355232	1136908	61903	1198812
BASIC		2187518	619231	183052	161561	47333	8038	3206736	1246907	4453644	226529	4680173
ESOL	130	27312	7731	2277	2010	588	100	40020	15521	55542	2819	58361
ESOL		27312	7731	2277	2010	588	100	40020	15521	55542	2819	58361
PK-3 BASIC W/ES	111	227595	64426	16977	14983	4389	745	329118	116029	445147	21037	466185
4-8 BASIC W/ESE	112	175001	49538	13681	12075	3537	600	254436	100999	355436	17507	372944
ESE LEVEL 5	255	5674	1606	436	384	112	19	8233	3242	11476	559	12035
ESE		408271	115571	31095	27444	8040	1365	591788	220271	812059	39105	851165
TOTAL FOR FEFP		2623102	742534	216425	191015	55963	9504	3838545	1482701	5321246	268453	5589699
FOOD SERVICE											10	
TRANSPORTATION									364059		1291	

THOSE COSTS REPORTED IN THE COLUMN TITLED -SCHOOL INDIRECT- ARE DERIVED FROM TWO SOURCES: A) EXPENDITURES RECORDED BY SCHOOL AND B) SCHOOL LEVEL EXPENDITURES CENTRALLY RECORDED. FUNCTIONALLY DISTRIBUTED, THESE COSTS ARE AS REPORTED BELOW.

6100 PUPIL PERSONNEL	142519	6400 INSTR STAFF TRAINING	27623	7700 CENTRAL SERVICES	52100
6200 INSTRUCTIONAL MEDIA	52305	7300 SCHOOL ADMINISTRATION	414330	7900 OPERATION OF PLANT	324733
6300 INSTR & CURR DEVLPMNT	131601	7400 FACILITIES ACQ-CONSTR		8100 MAINTENANCE OF PLANT	268760
				8200 ADMIN. TECH. SERVICES	48263
				6500 INSTR. TECH. SERVICES	20462

FUND- 1
 SCHL- 0082 MEIGS MIDDLE SCHOOL

PROGRAM CATEGORY	NBR	PURCHASED					DIRECT		TOTAL DIRECT	SCHOOL INDIRECT	SCHOOL COST	DISTRICT INDIRECT	TOTAL
		SALARIES	BENEFITS	SERVICES	MATERIAL SUPPLIES	OTHER EXPENSES	CAPITAL OUTLAY						
4-8 BASIC	102	1554222	439961	124161	35806	24701	26668	2205521	1198824	3404346	140400	3544747	
BASIC		1554222	439961	124161	35806	24701	26668	2205521	1198824	3404346	140400	3544747	
ESOL	130	12411	3513	1049	302	208	225	17711	10134	27846	1186	29033	
ESOL		12411	3513	1049	302	208	225	17711	10134	27846	1186	29033	
4-8 BASIC W/ESE	112	405461	114775	30389	8763	6045	6527	571964	293421	865385	34364	899749	
ESE LEVEL 4	254	4489	1270	366	105	72	78	6383	3540	9924	414	10339	
ESE		409950	116046	30756	8869	6118	6606	578348	296962	875310	34778	910088	
TOTAL FOR FEFP		1976584	559521	155967	44978	31029	33500	2801581	1505921	4307502	176366	4483869	
FOOD SERVICE									1128		5		
TRANSPORTATION									197090		671		

THOSE COSTS REPORTED IN THE COLUMN TITLED -SCHOOL INDIRECT- ARE DERIVED FROM TWO SOURCES: A) EXPENDITURES RECORDED BY SCHOOL AND B) SCHOOL LEVEL EXPENDITURES CENTRALLY RECORDED. FUNCTIONALLY DISTRIBUTED, THESE COSTS ARE AS REPORTED BELOW.

6100 PUPIL PERSONNEL	154878	6400 INSTR STAFF TRAINING	6663	7700 CENTRAL SERVICES	33079
6200 INSTRUCTIONAL MEDIA	51395	7300 SCHOOL ADMINISTRATION	500529	7900 OPERATION OF PLANT	355519
6300 INSTR & CURR DEVLPMNT	66625	7400 FACILITIES ACQ-CONSTR		8100 MAINTENANCE OF PLANT	287515
				8200 ADMIN. TECH. SERVICES	30643
				6500 INSTR. TECH. SERVICES	19070

FUND- 1
 SCHL- 0092 SHOAL RIVER MIDDLE SCHOOL

PROGRAM CATEGORY	NBR	DIRECT						TOTAL DIRECT	SCHOOL INDIRECT	SCHOOL COST	DISTRICT INDIRECT	TOTAL
		SALARIES	BENEFITS	PURCHASED SERVICES	MATERIAL SUPPLIES	OTHER EXPENSES	CAPITAL OUTLAY					
4-8 BASIC	102	2158119	610908	180084	31813	43499	6315	3030741	1166766	4197508	207486	4404994
BASIC		2158119	610908	180084	31813	43499	6315	3030741	1166766	4197508	207486	4404994
ESOL	130	7068	2000	571	100	138	20	9899	3701	13600	658	14258
ESOL		7068	2000	571	100	138	20	9899	3701	13600	658	14258
4-8 BASIC W/ESE	112	470963	133317	39565	6989	9557	1387	661780	256344	918124	45585	963710
ESE LEVEL 5	255	10574	2993	1066	188	257	37	15117	6907	22025	1228	23253
ESE		481537	136311	40631	7177	9814	1424	676898	263251	940149	46814	986963
TOTAL FOR FEFP		2646724	749220	221287	39092	53452	7760	3717538	1433720	5151258	254958	5406217
FOOD SERVICE											8	
TRANSPORTATION									300990		1045	

THOSE COSTS REPORTED IN THE COLUMN TITLED -SCHOOL INDIRECT- ARE DERIVED FROM TWO SOURCES: A) EXPENDITURES RECORDED BY SCHOOL AND B) SCHOOL LEVEL EXPENDITURES CENTRALLY RECORDED. FUNCTIONALLY DISTRIBUTED, THESE COSTS ARE AS REPORTED BELOW.

6100 PUPIL PERSONNEL	176159	6400 INSTR STAFF TRAINING	21597	7700 CENTRAL SERVICES	47819
6200 INSTRUCTIONAL MEDIA	42546	7300 SCHOOL ADMINISTRATION	406843	7900 OPERATION OF PLANT	381880
6300 INSTR & CURR DEVLPMNT	126818	7400 FACILITIES ACQ-CONSTR		8100 MAINTENANCE OF PLANT	170697
				8200 ADMIN. TECH. SERVICES	44298
				6500 INSTR. TECH. SERVICES	15058

FUND- 1
 SCHL- 0121 RUCKEL MIDDLE SCHOOL

PROGRAM CATEGORY	NBR	PURCHASED					DIRECT		TOTAL DIRECT	SCHOOL INDIRECT	SCHOOL COST	DISTRICT INDIRECT	TOTAL
		SALARIES	BENEFITS	SERVICES	MATERIAL SUPPLIES	OTHER EXPENSES	CAPITAL OUTLAY						
4-8 BASIC	102	2373502	671878	191432	40704	32914	17179	3327611	1275298	4602909	218821	4821731	
BASIC		2373502	671878	191432	40704	32914	17179	3327611	1275298	4602909	218821	4821731	
ESOL	130	3582	1014	303	64	52	27	5045	2023	7068	347	7416	
ESOL		3582	1014	303	64	52	27	5045	2023	7068	347	7416	
4-8 BASIC W/ESE	112	623489	176494	48454	10302	8331	4348	871420	322796	1194217	55387	1249604	
ESE LEVEL 4	254	18840	5333	1659	352	285	148	26620	11055	37676	1896	39573	
ESE LEVEL 5	255	1335	378	181	38	31	16	1980	1208	3189	207	3396	
ESE		643665	182205	50295	10694	8647	4513	900022	335060	1235083	57491	1292574	
TOTAL FOR FEFP		3020751	855098	242031	51463	41613	21720	4232678	1612383	5845061	276660	6121722	
FOOD SERVICE									3124		10		
TRANSPORTATION									357648		1250		

THOSE COSTS REPORTED IN THE COLUMN TITLED -SCHOOL INDIRECT- ARE DERIVED FROM TWO SOURCES: A) EXPENDITURES RECORDED BY SCHOOL AND B) SCHOOL LEVEL EXPENDITURES CENTRALLY RECORDED. FUNCTIONALLY DISTRIBUTED, THESE COSTS ARE AS REPORTED BELOW.

6100 PUPIL PERSONNEL	295339	6400 INSTR STAFF TRAINING	8710	7700 CENTRAL SERVICES	51890
6200 INSTRUCTIONAL MEDIA	25401	7300 SCHOOL ADMINISTRATION	483767	7900 OPERATION OF PLANT	364424
6300 INSTR & CURR DEVLPMNT	118517	7400 FACILITIES ACQ-CONSTR	138	8100 MAINTENANCE OF PLANT	199964
				8200 ADMIN. TECH. SERVICES	48069
				6500 INSTR. TECH. SERVICES	16159

FUND- 1
 SCHL- 0131 DESTIN ELEMENTARY

PROGRAM CATEGORY	NBR	PURCHASED					DIRECT		TOTAL DIRECT	SCHOOL INDIRECT	SCHOOL COST	DISTRICT INDIRECT	TOTAL
		SALARIES	BENEFITS	SERVICES	MATERIAL SUPPLIES	OTHER EXPENSES	CAPITAL OUTLAY						
K-3 BASIC	101	1703306	482163	130642	100547	24299	1780	2442739	741393	3184132	144240	3328373	
4-8 BASIC	102	309947	87738	23354	17974	4343	318	443676	146399	590076	26946	617023	
BASIC		2013253	569901	153997	118521	28643	2098	2886416	887792	3774209	171187	3945396	
ESOL	130	214389	60688	16986	13073	3159	231	308527	96530	405058	18765	423823	
ESOL		214389	60688	16986	13073	3159	231	308527	96530	405058	18765	423823	
PK-3 BASIC W/ES	111	553837	156777	41998	32323	7811	572	793319	248364	1041684	47209	1088893	
4-8 BASIC W/ESE	112	180960	51225	13860	10667	2578	188	259480	87049	346529	16006	362535	
ESE LEVEL 4	254	1995	564	161	124	29	2	2877	1017	3895	186	4081	
ESE		736792	208567	56019	43114	10419	763	1055678	336431	1392109	63401	1455511	
TOTAL FOR FEFP		2964435	839156	227004	174709	42222	3092	4250622	1320754	5571377	253354	5824732	
FOOD SERVICE									758		9		
TRANSPORTATION									337044		1205		

THOSE COSTS REPORTED IN THE COLUMN TITLED -SCHOOL INDIRECT- ARE DERIVED FROM TWO SOURCES: A) EXPENDITURES RECORDED BY SCHOOL AND B) SCHOOL LEVEL EXPENDITURES CENTRALLY RECORDED. FUNCTIONALLY DISTRIBUTED, THESE COSTS ARE AS REPORTED BELOW.

6100 PUPIL PERSONNEL	201267	6400 INSTR STAFF TRAINING	23102	7700 CENTRAL SERVICES	49277
6200 INSTRUCTIONAL MEDIA	5807	7300 SCHOOL ADMINISTRATION	399733	7900 OPERATION OF PLANT	324402
6300 INSTR & CURR DEVLPMNT	93424	7400 FACILITIES ACQ-CONSTR		8100 MAINTENANCE OF PLANT	164175
				8200 ADMIN. TECH. SERVICES	45648
				6500 INSTR. TECH. SERVICES	13916

FUND- 1
 SCHL- 0151 EDGE ELEMENTARY

PROGRAM CATEGORY	NBR	PURCHASED					DIRECT		TOTAL DIRECT	SCHOOL INDIRECT	SCHOOL COST	DISTRICT INDIRECT	TOTAL
		SALARIES	BENEFITS	SERVICES	MATERIAL SUPPLIES	OTHER EXPENSES	CAPITAL OUTLAY						
K-3 BASIC	101	1043009	295249	83916	60708	15660	659	1499204	529533	2028737	97790	2126528	
4-8 BASIC	102	381167	107898	32950	23837	6149	259	552262	231837	784099	40133	824233	
BASIC		1424176	403148	116867	84546	21809	919	2051467	761370	2812837	137924	2950761	
ESOL	130	6905	1954	602	435	112	4	10015	3858	13873	706	14580	
ESOL		6905	1954	602	435	112	4	10015	3858	13873	706	14580	
PK-3 BASIC W/ES	111	344629	97555	30375	21974	5668	238	500442	202318	702760	36169	738929	
4-8 BASIC W/ESE	112	126502	35809	10373	7504	1936	81	182208	73123	255332	12644	267977	
ESE		471132	133365	40749	29479	7604	320	682651	275441	958093	48814	1006907	
TOTAL FOR FEFP		1902213	538468	158218	114461	29527	1244	2744134	1040670	3784804	187444	3972249	
FOOD SERVICE									1512		7		
TRANSPORTATION									258074		917		

THOSE COSTS REPORTED IN THE COLUMN TITLED -SCHOOL INDIRECT- ARE DERIVED FROM TWO SOURCES: A) EXPENDITURES RECORDED BY SCHOOL AND B) SCHOOL LEVEL EXPENDITURES CENTRALLY RECORDED. FUNCTIONALLY DISTRIBUTED, THESE COSTS ARE AS REPORTED BELOW.

6100 PUPIL PERSONNEL	112589	6400 INSTR STAFF TRAINING	12051	7700 CENTRAL SERVICES	36251
6200 INSTRUCTIONAL MEDIA	28476	7300 SCHOOL ADMINISTRATION	304468	7900 OPERATION OF PLANT	309905
6300 INSTR & CURR DEVLPMNT	73040	7400 FACILITIES ACQ-CONSTR		8100 MAINTENANCE OF PLANT	119693
				8200 ADMIN. TECH. SERVICES	33582
				6500 INSTR. TECH. SERVICES	10612

FUND- 1
 SCHL- 0161 EGLIN ELEMENTARY

PROGRAM CATEGORY	NBR	PURCHASED					DIRECT		TOTAL DIRECT	SCHOOL INDIRECT	SCHOOL COST	DISTRICT INDIRECT	TOTAL
		SALARIES	BENEFITS	SERVICES	MATERIAL SUPPLIES	OTHER EXPENSES	CAPITAL OUTLAY						
K-3 BASIC	101	1163604	329387	84226	90017	19593	1696	1688526	683102	2371628	117483	2489112	
4-8 BASIC	102	151853	42985	9764	10435	2271	196	217507	89038	306545	14225	320771	
BASIC		1315458	372372	93990	100453	21865	1892	1906033	772141	2678174	131709	2809883	
ESOL	130	6129	1735	340	363	79	6	8654	2679	11334	469	11804	
ESOL		6129	1735	340	363	79	6	8654	2679	11334	469	11804	
PK-3 BASIC W/ES	111	246450	69763	18939	20242	4406	381	360183	161473	521656	26902	548559	
4-8 BASIC W/ESE	112	68729	19455	4775	5104	1110	96	99271	43806	143078	6973	150052	
ESE LEVEL 5	255	140	39	14	15	3		213	130	344	20	364	
ESE		315320	89259	23729	25361	5520	477	459669	205410	665079	33896	698976	
TOTAL FOR FEFP		1636908	463367	118060	126178	27464	2377	2374357	980231	3354588	166075	3520664	
FOOD SERVICE											5		
TRANSPORTATION									184274		659		

THOSE COSTS REPORTED IN THE COLUMN TITLED -SCHOOL INDIRECT- ARE DERIVED FROM TWO SOURCES: A) EXPENDITURES RECORDED BY SCHOOL AND B) SCHOOL LEVEL EXPENDITURES CENTRALLY RECORDED. FUNCTIONALLY DISTRIBUTED, THESE COSTS ARE AS REPORTED BELOW.

6100 PUPIL PERSONNEL	102459	6400 INSTR STAFF TRAINING	13167	7700 CENTRAL SERVICES	32371
6200 INSTRUCTIONAL MEDIA	38686	7300 SCHOOL ADMINISTRATION	242843	7900 OPERATION OF PLANT	284263
6300 INSTR & CURR DEVLPMNT	80049	7400 FACILITIES ACQ-CONSTR		8100 MAINTENANCE OF PLANT	146752
				8200 ADMIN. TECH. SERVICES	29987
				6500 INSTR. TECH. SERVICES	9649

FUND- 1
 SCHL- 0201 LAUREL HILL SCHOOL

PROGRAM CATEGORY	NBR	DIRECT							TOTAL DIRECT	SCHOOL INDIRECT	SCHOOL COST	DISTRICT INDIRECT	TOTAL
		SALARIES	BENEFITS	PURCHASED SERVICES	MATERIAL SUPPLIES	OTHER EXPENSES	CAPITAL OUTLAY	TOTAL					
K-3 BASIC	101	419840	118846	38467	21736	4989	2981	606861	299208	906069	41768	947838	
4-8 BASIC	102	552740	156466	51360	29021	6661	3981	800231	428641	1228872	57695	1286568	
9-12 BASIC	103	402953	114065	33208	18764	4307	2574	575873	279709	855582	37474	893057	
BASIC		1375533	389378	123035	69523	15957	9537	1982966	1007559	2990525	136938	3127464	
PK-3 BASIC W/ES	111	55129	15605	4322	2442	560	335	78395	34274	112669	4736	117406	
4-8 BASIC W/ESE	112	92954	26313	7463	4217	968	578	132496	62806	195302	8418	203721	
9-12 BASIC W/ES	113	77813	22027	5718	3231	741	443	109975	48150	158126	6451	164578	
ESE LEVEL 5	255	5743	1625	670	378	86	51	8557	5648	14205	756	14962	
ESE		231641	65571	18174	10270	2357	1408	329424	150880	480304	20363	500668	
VOCATIONAL,6-12	300	176296	49905	13765	7778	1785	1067	250597	115780	366378	15522	381901	
VOCATIONAL PGM		176296	49905	13765	7778	1785	1067	250597	115780	366378	15522	381901	
TOTAL FOR FEFP		1783471	504855	154976	87572	20100	12013	2562989	1274220	3837209	172825	4010034	
FOOD SERVICE											5		
TRANSPORTATION									181462		616		

THOSE COSTS REPORTED IN THE COLUMN TITLED -SCHOOL INDIRECT- ARE DERIVED FROM TWO SOURCES: A) EXPENDITURES RECORDED BY SCHOOL AND B) SCHOOL LEVEL EXPENDITURES CENTRALLY RECORDED. FUNCTIONALLY DISTRIBUTED, THESE COSTS ARE AS REPORTED BELOW.

6100 PUPIL PERSONNEL	113517	6400 INSTR STAFF TRAINING	10698	7700 CENTRAL SERVICES	32801
6200 INSTRUCTIONAL MEDIA	29987	7300 SCHOOL ADMINISTRATION	411645	7900 OPERATION OF PLANT	343701
6300 INSTR & CURR DEVLPMNT	160078	7400 FACILITIES ACQ-CONSTR		8100 MAINTENANCE OF PLANT	131343
				8200 ADMIN. TECH. SERVICES	30385
				6500 INSTR. TECH. SERVICES	10060

FUND- 1
 SCHL- 0211 NICEVILLE SENIOR HIGH SCHOOL

PROGRAM CATEGORY	NBR	DIRECT							TOTAL DIRECT	SCHOOL INDIRECT	SCHOOL COST	DISTRICT INDIRECT	TOTAL
		SALARIES	BENEFITS	PURCHASED SERVICES	MATERIAL SUPPLIES	OTHER EXPENSES	CAPITAL OUTLAY	TOTAL					
4-8 BASIC	102	1046	296	72	56	17	13	1503	441	1944	77	2022	
9-12 BASIC	103	4466127	1264247	393207	307104	95020	71601	6597310	2384037	8981348	419502	9400851	
BASIC		4467174	1264544	393280	307161	95038	71614	6598813	2384479	8983293	419580	9402873	
ESOL	130	7556	2139	670	523	162	122	11173	4064	15238	715	15953	
ESOL		7556	2139	670	523	162	122	11173	4064	15238	715	15953	
4-8 BASIC W/ESE	112	297	84	24	18	5	4	434	147	581	25	607	
9-12 BASIC W/ES	113	1170390	331307	97179	75899	23484	17696	1715957	589205	2305162	103678	2408841	
ESE LEVEL 4	254	3244	918	344	269	83	62	4923	2091	7015	367	7382	
ESE LEVEL 5	255	16045	4542	1884	1472	455	343	24744	11428	36172	2011	38183	
ESE		1189978	336852	99433	77660	24028	18106	1746060	602872	2348932	106083	2455015	
VOCATIONAL,6-12	300	332095	94007	30840	24086	7452	5615	494099	186985	681084	32902	713987	
VOCATIONAL PGM		332095	94007	30840	24086	7452	5615	494099	186985	681084	32902	713987	
TOTAL FOR FEFP		5996804	1697543	524224	409432	126681	95459	8850146	3178402	12028548	559281	12587830	
FOOD SERVICE									5988		20		
TRANSPORTATION									730053		2556		

THOSE COSTS REPORTED IN THE COLUMN TITLED -SCHOOL INDIRECT- ARE DERIVED FROM TWO SOURCES: A) EXPENDITURES RECORDED BY SCHOOL AND B) SCHOOL LEVEL EXPENDITURES CENTRALLY RECORDED. FUNCTIONALLY DISTRIBUTED, THESE COSTS ARE AS REPORTED BELOW.

6100 PUPIL PERSONNEL	432774	6400 INSTR STAFF TRAINING	33060	7700 CENTRAL SERVICES	104898
6200 INSTRUCTIONAL MEDIA	39833	7300 SCHOOL ADMINISTRATION	891581	7900 OPERATION OF PLANT	962172
6300 INSTR & CURR DEVLPMNT	179595	7400 FACILITIES ACQ-CONSTR		8100 MAINTENANCE OF PLANT	408636
				8200 ADMIN. TECH. SERVICES	97174
				6500 INSTR. TECH. SERVICES	28673

FUND- 1
 SCHL- 0222 NORTHWOOD ELEMENTARY

PROGRAM	NBR	DIRECT					TOTAL DIRECT	SCHOOL INDIRECT	SCHOOL COST	DISTRICT INDIRECT	TOTAL	
		SALARIES	BENEFITS	PURCHASED SERVICES	MATERIAL SUPPLIES	OTHER EXPENSES						
K-3 BASIC	101	1105304	312883	96399	76326	18410	2555	1611879	639529	2251409	133063	2384473
4-8 BASIC	102	454025	128523	38657	30607	7382	1024	660221	282082	942303	55520	997824
BASIC		1559329	441406	135057	106934	25792	3579	2272101	921611	3193713	188584	3382298
ESOL	130	21430	6066	1921	1521	367	50	31357	12905	44263	2665	46928
ESOL		21430	6066	1921	1521	367	50	31357	12905	44263	2665	46928
PK-3 BASIC W/ES	111	513292	145300	38553	30525	7362	1021	736055	269228	1005284	54351	1059635
4-8 BASIC W/ESE	112	181478	51371	13409	10616	2560	355	259792	98420	358213	19306	377520
ESE LEVEL 4	254	78878	22328	4414	3495	843	117	110077	32471	142548	6362	148910
ESE LEVEL 5	255	14309	4050	959	759	183	25	20286	7074	27361	1383	28745
ESE		787958	223051	57336	45397	10949	1519	1126212	407195	1533407	81404	1614812
TOTAL FOR FEFP		2368718	670524	194315	153852	37109	5150	3429671	1341712	4771383	272655	5044039
FOOD SERVICE											8	
TRANSPORTATION									303881		1081	

THOSE COSTS REPORTED IN THE COLUMN TITLED -SCHOOL INDIRECT- ARE DERIVED FROM TWO SOURCES: A) EXPENDITURES RECORDED BY SCHOOL AND B) SCHOOL LEVEL EXPENDITURES CENTRALLY RECORDED. FUNCTIONALLY DISTRIBUTED, THESE COSTS ARE AS REPORTED BELOW.

6100 PUPIL PERSONNEL	158233	6400 INSTR STAFF TRAINING	30811	7700 CENTRAL SERVICES	52589
6200 INSTRUCTIONAL MEDIA	10264	7300 SCHOOL ADMINISTRATION	347615	7900 OPERATION OF PLANT	382542
6300 INSTR & CURR DEVLPMNT	134413	7400 FACILITIES ACQ-CONSTR		8100 MAINTENANCE OF PLANT	162353
				8200 ADMIN. TECH. SERVICES	48716
				6500 INSTR. TECH. SERVICES	14171

FUND- 1
 SCHL- 0241 SILVER SANDS SCHOOL

PROGRAM CATEGORY	NBR	DIRECT						TOTAL DIRECT	SCHOOL INDIRECT	SCHOOL COST	DISTRICT INDIRECT	TOTAL
		SALARIES	BENEFITS	PURCHASED SERVICES	MATERIAL SUPPLIES	OTHER EXPENSES	CAPITAL OUTLAY					
ESE LEVEL 4	254	1096474	310384	81072	17672	21488	8700	1535793	572765	2108558	77353	2185911
ESE LEVEL 5	255	418556	118482	33561	7315	8895	3601	590412	237104	827517	32021	859538
ESE		1515030	428866	114633	24987	30384	12302	2126206	809869	2936075	109374	3045450
TOTAL FOR FEFP		1515030	428866	114633	24987	30384	12302	2126206	809869	2936075	109374	3045450
FOOD SERVICE											1	
TRANSPORTATION									49569		175	

THOSE COSTS REPORTED IN THE COLUMN TITLED -SCHOOL INDIRECT- ARE DERIVED FROM TWO SOURCES: A) EXPENDITURES RECORDED BY SCHOOL AND B) SCHOOL LEVEL EXPENDITURES CENTRALLY RECORDED. FUNCTIONALLY DISTRIBUTED, THESE COSTS ARE AS REPORTED BELOW.

6100 PUPIL PERSONNEL	89789	6400 INSTR STAFF TRAINING	2142	7700 CENTRAL SERVICES	20514
6200 INSTRUCTIONAL MEDIA	2299	7300 SCHOOL ADMINISTRATION	299023	7900 OPERATION OF PLANT	210020
6300 INSTR & CURR DEVLPMNT	55132	7400 FACILITIES ACQ-CONSTR		8100 MAINTENANCE OF PLANT	106649
				8200 ADMIN. TECH. SERVICES	19003
				6500 INSTR. TECH. SERVICES	5294

FUND- 1
 SCHL- 0251 RIVERSIDE ELEMENTARY

PROGRAM CATEGORY	NBR	DIRECT					TOTAL DIRECT	SCHOOL INDIRECT	SCHOOL COST	DISTRICT INDIRECT	TOTAL	
		SALARIES	BENEFITS	PURCHASED SERVICES	MATERIAL SUPPLIES	OTHER EXPENSES						CAPITAL OUTLAY
K-3 BASIC	101	1761077	498516	124352	110695	34827	2428	2531897	805496	3337394	180058	3517452
4-8 BASIC	102	594637	168326	52100	46378	14591	1017	877051	366328	1243380	78368	1321748
BASIC		2355715	666843	176452	157073	49418	3446	3408949	1171825	4580774	258427	4839201
ESOL	130	40531	11473	2744	2443	768	53	58015	18027	76042	3999	80042
ESOL		40531	11473	2744	2443	768	53	58015	18027	76042	3999	80042
PK-3 BASIC W/ES	111	271751	76926	19449	17313	5447	379	391266	130371	521638	28607	550246
4-8 BASIC W/ESE	112	180537	51105	12996	11569	3639	253	260102	92887	352990	19702	372692
ESE LEVEL 5	255	6295	1782	375	334	105	7	8900	2692	11592	570	12162
ESE		458584	129813	32821	29216	9192	640	660270	225951	886221	48880	935101
TOTAL FOR FEFP		2854831	808130	212019	188733	59379	4140	4127234	1415804	5543038	311306	5854345
FOOD SERVICE											11	
TRANSPORTATION									395209		1403	

THOSE COSTS REPORTED IN THE COLUMN TITLED -SCHOOL INDIRECT- ARE DERIVED FROM TWO SOURCES: A) EXPENDITURES RECORDED BY SCHOOL AND B) SCHOOL LEVEL EXPENDITURES CENTRALLY RECORDED. FUNCTIONALLY DISTRIBUTED, THESE COSTS ARE AS REPORTED BELOW.

6100 PUPIL PERSONNEL	141123	6400 INSTR STAFF TRAINING	31870	7700 CENTRAL SERVICES	60374
6200 INSTRUCTIONAL MEDIA	69399	7300 SCHOOL ADMINISTRATION	419665	7900 OPERATION OF PLANT	345357
6300 INSTR & CURR DEVLPMNT	118146	7400 FACILITIES ACQ-CONSTR		8100 MAINTENANCE OF PLANT	157299
				8200 ADMIN. TECH. SERVICES	55928
				6500 INSTR. TECH. SERVICES	16637

FUND- 1
 SCHL- 0271 PRYOR MIDDLE SCHOOL

PROGRAM CATEGORY	NBR	PURCHASED					DIRECT		TOTAL DIRECT	SCHOOL INDIRECT	SCHOOL COST	DISTRICT INDIRECT	TOTAL
		SALARIES	BENEFITS	SERVICES	MATERIAL SUPPLIES	OTHER EXPENSES	CAPITAL OUTLAY						
4-8 BASIC	102	1600104	452949	123987	42958	20933	26007	2266942	1131012	3397954	149274	3547228	
BASIC		1600104	452949	123987	42958	20933	26007	2266942	1131012	3397954	149274	3547228	
ESOL	130	53047	15016	4094	1418	691	858	75126	37346	112473	4929	117402	
ESOL		53047	15016	4094	1418	691	858	75126	37346	112473	4929	117402	
4-8 BASIC W/ESE	112	421177	119224	32120	11129	5423	6737	595812	293002	888814	38671	927486	
ESE LEVEL 5	255	2651	750	309	107	52	65	3936	2827	6764	373	7137	
ESE		423828	119975	32430	11236	5475	6802	599748	295830	895578	39044	934623	
TOTAL FOR FEFP		2076980	587940	160512	55613	27100	33669	2941817	1464189	4406006	193248	4599255	
FOOD SERVICE									2060		6		
TRANSPORTATION									218660		777		

THOSE COSTS REPORTED IN THE COLUMN TITLED -SCHOOL INDIRECT- ARE DERIVED FROM TWO SOURCES: A) EXPENDITURES RECORDED BY SCHOOL AND B) SCHOOL LEVEL EXPENDITURES CENTRALLY RECORDED. FUNCTIONALLY DISTRIBUTED, THESE COSTS ARE AS REPORTED BELOW.

6100 PUPIL PERSONNEL	175490	6400 INSTR STAFF TRAINING	12888	7700 CENTRAL SERVICES	36245
6200 INSTRUCTIONAL MEDIA	44826	7300 SCHOOL ADMINISTRATION	492634	7900 OPERATION OF PLANT	332568
6300 INSTR & CURR DEVLPMNT	160062	7400 FACILITIES ACQ-CONSTR	4220	8100 MAINTENANCE OF PLANT	159851
				8200 ADMIN. TECH. SERVICES	33576
				6500 INSTR. TECH. SERVICES	11823

FUND- 1
 SCHL- 0281 WRIGHT ELEMENTARY

PROGRAM CATEGORY	NBR	PURCHASED					DIRECT		TOTAL DIRECT	SCHOOL INDIRECT	SCHOOL COST	DISTRICT INDIRECT	TOTAL
		SALARIES	BENEFITS	SERVICES	MATERIAL SUPPLIES	OTHER EXPENSES	CAPITAL OUTLAY						
K-3 BASIC	101	1130108	319905	90495	56614	14950	9751	1621826	594622	2216448	111979	2328428	
4-8 BASIC	102	423665	119929	44215	27661	7304	4764	627541	310315	937857	56356	994213	
BASIC		1553774	439834	134711	84276	22255	14516	2249368	904938	3154306	168336	3322642	
ESOL	130	286641	81141	21661	13551	3578	2334	408909	143576	552485	26907	579393	
ESOL		286641	81141	21661	13551	3578	2334	408909	143576	552485	26907	579393	
PK-3 BASIC W/ES	111	200266	56690	19561	12237	3231	2107	294096	136055	430152	24830	454983	
4-8 BASIC W/ESE	112	76995	21795	7516	4702	1241	809	113061	54470	167532	9723	177255	
ESE		277261	78485	27078	16940	4473	2917	407157	190526	597684	34553	632238	
TOTAL FOR FEFP		2117677	599461	183452	114768	30307	19768	3065435	1239041	4304477	229797	4534274	
FOOD SERVICE											8		
TRANSPORTATION									278504		992		

THOSE COSTS REPORTED IN THE COLUMN TITLED -SCHOOL INDIRECT- ARE DERIVED FROM TWO SOURCES: A) EXPENDITURES RECORDED BY SCHOOL AND B) SCHOOL LEVEL EXPENDITURES CENTRALLY RECORDED. FUNCTIONALLY DISTRIBUTED, THESE COSTS ARE AS REPORTED BELOW.

6100 PUPIL PERSONNEL	193992	6400 INSTR STAFF TRAINING	21007	7700 CENTRAL SERVICES	44581
6200 INSTRUCTIONAL MEDIA	26020	7300 SCHOOL ADMINISTRATION	314474	7900 OPERATION OF PLANT	293411
6300 INSTR & CURR DEVLPMNT	132807	7400 FACILITIES ACQ-CONSTR		8100 MAINTENANCE OF PLANT	159332
				8200 ADMIN. TECH. SERVICES	41299
				6500 INSTR. TECH. SERVICES	12113

FUND- 1
 SCHL- 0431 SHALIMAR ELEMENTARY

PROGRAM CATEGORY	NBR	PURCHASED					DIRECT		TOTAL DIRECT	SCHOOL INDIRECT	SCHOOL COST	DISTRICT INDIRECT	TOTAL
		SALARIES	BENEFITS	SERVICES	MATERIAL SUPPLIES	OTHER EXPENSES	CAPITAL OUTLAY						
K-3 BASIC	101	1165496	329922	80644	68190	18388	12633	1675276	549339	2224616	109505	2334122	
4-8 BASIC	102	435457	123266	33272	28134	7586	5212	632929	247975	880905	46893	927799	
BASIC		1600954	453189	113916	96325	25975	17845	2308206	797315	3105521	156399	3261921	
ESOL	130	123003	34819	8044	6801	1834	1260	175763	55977	231740	11017	242758	
ESOL		123003	34819	8044	6801	1834	1260	175763	55977	231740	11017	242758	
PK-3 BASIC W/ES	111	272577	77159	21903	18521	4994	3431	398587	157739	556327	30428	586755	
4-8 BASIC W/ESE	112	130162	36845	10061	8507	2294	1576	189448	76413	265861	14295	280156	
ESE LEVEL 5	255	9052	2562	582	492	132	91	12913	4443	17357	829	18186	
ESE		411792	116568	32547	27521	7421	5098	600950	238596	839546	45552	885099	
TOTAL FOR FEFP		2135750	604576	154508	130648	35231	24204	3084919	1091888	4176808	212970	4389778	
FOOD SERVICE									378		8		
TRANSPORTATION									278396		994		

THOSE COSTS REPORTED IN THE COLUMN TITLED -SCHOOL INDIRECT- ARE DERIVED FROM TWO SOURCES: A) EXPENDITURES RECORDED BY SCHOOL AND B) SCHOOL LEVEL EXPENDITURES CENTRALLY RECORDED. FUNCTIONALLY DISTRIBUTED, THESE COSTS ARE AS REPORTED BELOW.

6100 PUPIL PERSONNEL	122239	6400 INSTR STAFF TRAINING	6958	7700 CENTRAL SERVICES	41248
6200 INSTRUCTIONAL MEDIA	47777	7300 SCHOOL ADMINISTRATION	294523	7900 OPERATION OF PLANT	311141
6300 INSTR & CURR DEVLPMNT	91977	7400 FACILITIES ACQ-CONSTR		8100 MAINTENANCE OF PLANT	126289
				8200 ADMIN. TECH. SERVICES	38210
				6500 INSTR. TECH. SERVICES	11521

FUND- 1
 SCHL- 0541 ELLIOTT POINT ELEMENTARY

PROGRAM CATEGORY	NBR	PURCHASED					DIRECT		TOTAL DIRECT	SCHOOL INDIRECT	SCHOOL COST	DISTRICT INDIRECT	TOTAL
		SALARIES	BENEFITS	SERVICES	MATERIAL SUPPLIES	OTHER EXPENSES	CAPITAL OUTLAY						
K-3 BASIC	101	1178490	333600	97309	76836	20934	5721	1712895	605269	2318164	117814	2435979	
4-8 BASIC	102	441140	124875	38328	30264	8245	2253	645109	259958	905068	48054	953122	
BASIC		1619631	458476	135638	107101	29180	7975	2358004	865228	3223232	165869	3389102	
ESOL	130	101742	28800	7857	6204	1690	462	146758	49460	196219	9558	205777	
ESOL		101742	28800	7857	6204	1690	462	146758	49460	196219	9558	205777	
PK-3 BASIC W/ES	111	336907	95370	25498	20133	5485	1499	484894	166007	650901	31437	682339	
4-8 BASIC W/ESE	112	159958	45280	12307	9718	2647	723	230635	84777	315413	15530	330943	
ESE LEVEL 4	254	25243	7145	1618	1277	348	95	35728	11233	46962	2048	49010	
ESE		522109	147796	39424	31129	8481	2318	751258	262018	1013277	49016	1062294	
TOTAL FOR FEFP		2243483	635073	182920	144436	39352	10755	3256022	1176706	4432729	224444	4657173	
FOOD SERVICE											7		
TRANSPORTATION									249685		891		

THOSE COSTS REPORTED IN THE COLUMN TITLED -SCHOOL INDIRECT- ARE DERIVED FROM TWO SOURCES: A) EXPENDITURES RECORDED BY SCHOOL AND B) SCHOOL LEVEL EXPENDITURES CENTRALLY RECORDED. FUNCTIONALLY DISTRIBUTED, THESE COSTS ARE AS REPORTED BELOW.

6100 PUPIL PERSONNEL	138319	6400 INSTR STAFF TRAINING	11624	7700 CENTRAL SERVICES	43518
6200 INSTRUCTIONAL MEDIA	28854	7300 SCHOOL ADMINISTRATION	321900	7900 OPERATION OF PLANT	333336
6300 INSTR & CURR DEVLPMNT	98496	7400 FACILITIES ACQ-CONSTR	5152	8100 MAINTENANCE OF PLANT	143125
				8200 ADMIN. TECH. SERVICES	40313
				6500 INSTR. TECH. SERVICES	12064

FUND- 1
 SCHL- 0561 MARY ESTHER ELEMENTARY

PROGRAM CATEGORY	NBR	PURCHASED					DIRECT		TOTAL DIRECT	SCHOOL INDIRECT	SCHOOL COST	DISTRICT INDIRECT	TOTAL
		SALARIES	BENEFITS	SERVICES	MATERIAL SUPPLIES	OTHER EXPENSES	CAPITAL OUTLAY						
K-3 BASIC	101	1160116	328399	88822	69386	25676	3299	1675701	564197	2239898	116600	2356498	
4-8 BASIC	102	418501	118467	35730	27912	10329	1327	612267	249425	861692	48768	910461	
BASIC		1578617	446866	124553	97298	36005	4627	2287969	813622	3101591	165368	3266959	
ESOL	130	142994	40478	9684	7565	2799	359	203881	62684	266565	12809	279375	
ESOL		142994	40478	9684	7565	2799	359	203881	62684	266565	12809	279375	
PK-3 BASIC W/ES	111	316093	89478	23138	18075	6688	859	454334	157412	611746	31240	642987	
4-8 BASIC W/ESE	112	137878	39029	10576	8262	3057	392	199198	75113	274312	14542	288854	
ESE		453972	128508	33715	26337	9746	1252	653532	232526	886059	45782	931842	
TOTAL FOR FEFP		2175584	615852	167953	131201	48551	6239	3145383	1108832	4254215	223961	4478177	
FOOD SERVICE											7		
TRANSPORTATION									268256		952		

THOSE COSTS REPORTED IN THE COLUMN TITLED -SCHOOL INDIRECT- ARE DERIVED FROM TWO SOURCES: A) EXPENDITURES RECORDED BY SCHOOL AND B) SCHOOL LEVEL EXPENDITURES CENTRALLY RECORDED. FUNCTIONALLY DISTRIBUTED, THESE COSTS ARE AS REPORTED BELOW.

6100 PUPIL PERSONNEL	109356	6400 INSTR STAFF TRAINING	12200	7700 CENTRAL SERVICES	43347
6200 INSTRUCTIONAL MEDIA	37495	7300 SCHOOL ADMINISTRATION	294994	7900 OPERATION OF PLANT	290820
6300 INSTR & CURR DEVLPMNT	112024	7400 FACILITIES ACQ-CONSTR		8100 MAINTENANCE OF PLANT	156428
				8200 ADMIN. TECH. SERVICES	40155
				6500 INSTR. TECH. SERVICES	12009

FUND- 1
 SCHL- 0571 PLEW ELEMENTARY

PROGRAM CATEGORY	NBR	DIRECT					TOTAL DIRECT	SCHOOL INDIRECT	SCHOOL COST	DISTRICT INDIRECT	TOTAL	
		SALARIES	BENEFITS	PURCHASED SERVICES	MATERIAL SUPPLIES	OTHER EXPENSES						
K-3 BASIC	101	1400509	396448	93842	81863	15468	5959	1994091	618316	2612408	124951	2737359
4-8 BASIC	102	496945	140672	32039	27949	5281	2034	704923	233961	938884	44550	983435
BASIC		1897454	537121	125882	109813	20749	7993	2699015	852277	3551292	169502	3720795
ESOL	130	14399	4076	1129	985	186	71	20847	7664	28512	1522	30034
ESOL		14399	4076	1129	985	186	71	20847	7664	28512	1522	30034
PK-3 BASIC W/ES	111	496526	140554	32537	28384	5363	2066	705431	223381	928812	44067	972880
4-8 BASIC W/ESE	112	158287	44807	10912	9519	1798	692	226018	79824	305843	15185	321028
ESE		654813	185361	43450	37903	7162	2759	931450	303206	1234656	59253	1293909
TOTAL FOR FEFP		2566667	726558	170462	148701	28097	10824	3651312	1163148	4814461	230277	5044739
FOOD SERVICE											8	
TRANSPORTATION									304434		1080	

THOSE COSTS REPORTED IN THE COLUMN TITLED -SCHOOL INDIRECT- ARE DERIVED FROM TWO SOURCES: A) EXPENDITURES RECORDED BY SCHOOL AND B) SCHOOL LEVEL EXPENDITURES CENTRALLY RECORDED. FUNCTIONALLY DISTRIBUTED, THESE COSTS ARE AS REPORTED BELOW.

6100 PUPIL PERSONNEL	182067	6400 INSTR STAFF TRAINING	10375	7700 CENTRAL SERVICES	44614
6200 INSTRUCTIONAL MEDIA	42391	7300 SCHOOL ADMINISTRATION	287852	7900 OPERATION OF PLANT	303473
6300 INSTR & CURR DEVLPMNT	80339	7400 FACILITIES ACQ-CONSTR	16885	8100 MAINTENANCE OF PLANT	138555
				8200 ADMIN. TECH. SERVICES	41329
				6500 INSTR. TECH. SERVICES	15262

FUND- 1
 SCHL- 0581 CHOCTAWHATCHEE HIGH

PROGRAM CATEGORY	NBR	DIRECT						TOTAL DIRECT	SCHOOL INDIRECT	SCHOOL COST	DISTRICT INDIRECT	TOTAL
		SALARIES	BENEFITS	PURCHASED SERVICES	MATERIAL SUPPLIES	OTHER EXPENSES	CAPITAL OUTLAY					
4-8 BASIC	102	304	86	45	24	11	4	476	349	826	46	872
9-12 BASIC	103	3937533	1114616	352140	190520	86924	33026	5714760	2700617	8415378	360316	8775694
BASIC		3937837	1114702	352185	190545	86935	33030	5715237	2700967	8416204	360363	8776567
ESOL	130	67811	19195	6423	3475	1585	602	99093	49259	148353	6572	154925
ESOL		67811	19195	6423	3475	1585	602	99093	49259	148353	6572	154925
9-12 BASIC W/ES	113	911109	257912	80202	43392	19797	7521	1319936	615085	1935021	82064	2017086
ESE LEVEL 4	254	12538	3549	1210	655	298	113	18365	9284	27649	1238	28888
ESE LEVEL 5	255	22372	6333	2826	1529	697	265	34023	21677	55701	2892	58593
ESE		946020	267794	84239	45576	20794	7900	1372325	646047	2018372	86195	2104568
VOCATIONAL,6-12	300	215600	61031	17030	9214	4203	1597	308677	130607	439284	17425	456710
VOCATIONAL PGM		215600	61031	17030	9214	4203	1597	308677	130607	439284	17425	456710
TOTAL FOR FEFP		5167269	1462723	459878	248811	113519	43130	7495333	3526881	11022215	470556	11492771
FOOD SERVICE									1017		16	
TRANSPORTATION									617163		2071	

THOSE COSTS REPORTED IN THE COLUMN TITLED -SCHOOL INDIRECT- ARE DERIVED FROM TWO SOURCES: A) EXPENDITURES RECORDED BY SCHOOL AND B) SCHOOL LEVEL EXPENDITURES CENTRALLY RECORDED. FUNCTIONALLY DISTRIBUTED, THESE COSTS ARE AS REPORTED BELOW.

6100 PUPIL PERSONNEL	542027	6400 INSTR STAFF TRAINING	40743	7700 CENTRAL SERVICES	88257
6200 INSTRUCTIONAL MEDIA	72099	7300 SCHOOL ADMINISTRATION	827216	7900 OPERATION OF PLANT	834691
6300 INSTR & CURR DEVLPMNT	188888	7400 FACILITIES ACQ-CONSTR	8999	8100 MAINTENANCE OF PLANT	817349
				8200 ADMIN. TECH. SERVICES	81758
				6500 INSTR. TECH. SERVICES	24849

FUND- 1
 SCHL- 0601 CRESTVIEW SENIOR HIGH

PROGRAM CATEGORY	NBR	DIRECT							TOTAL DIRECT	SCHOOL INDIRECT	SCHOOL COST	DISTRICT INDIRECT	TOTAL
		SALARIES	BENEFITS	PURCHASED SERVICES	MATERIAL SUPPLIES	OTHER EXPENSES	CAPITAL OUTLAY	TOTAL					
K-3 BASIC	101	4399	1245	372	126	74	47	6267	2036	8303	362	8666	
9-12 BASIC	103	4289222	1214170	432743	147322	86938	54741	6225138	2362659	8587798	421005	9008804	
BASIC		4293622	1215415	433116	147449	87013	54788	6231406	2364695	8596101	421368	9017470	
ESOL	130	91546	25914	6888	2345	1383	871	128950	37610	166560	6701	173261	
ESOL		91546	25914	6888	2345	1383	871	128950	37610	166560	6701	173261	
9-12 BASIC W/ES	113	921410	260827	93212	31733	18726	11791	1337701	508914	1846616	90684	1937300	
ESE LEVEL 4	254	7816	2212	740	252	148	93	11263	4043	15307	720	16027	
ESE LEVEL 5	255	6664	1886	1033	351	207	130	10275	5642	15918	1005	16923	
ESE		935891	264927	94986	32337	19082	12015	1359240	518600	1877841	92410	1970251	
VOCATIONAL,6-12	300	623498	176496	56249	19149	11300	7115	893809	307105	1200915	54723	1255638	
VOCATIONAL PGM		623498	176496	56249	19149	11300	7115	893809	307105	1200915	54723	1255638	
TOTAL FOR FEFP		5944558	1682754	591241	201281	118781	74790	8613406	3228011	11841418	575204	12416622	
FOOD SERVICE										9154		21	
TRANSPORTATION										739330		2644	

THOSE COSTS REPORTED IN THE COLUMN TITLED -SCHOOL INDIRECT- ARE DERIVED FROM TWO SOURCES: A) EXPENDITURES RECORDED BY SCHOOL AND B) SCHOOL LEVEL EXPENDITURES CENTRALLY RECORDED. FUNCTIONALLY DISTRIBUTED, THESE COSTS ARE AS REPORTED BELOW.

6100 PUPIL PERSONNEL	319618	6400 INSTR STAFF TRAINING	61835	7700 CENTRAL SERVICES	107885
6200 INSTRUCTIONAL MEDIA	4161	7300 SCHOOL ADMINISTRATION	880141	7900 OPERATION OF PLANT	924061
6300 INSTR & CURR DEVLPMNT	295726	7400 FACILITIES ACQ-CONSTR		8100 MAINTENANCE OF PLANT	505329
				8200 ADMIN. TECH. SERVICES	99941
				6500 INSTR. TECH. SERVICES	29309

FUND- 1
 SCHL- 0621 KENWOOD ELEMENTARY

PROGRAM CATEGORY	NBR	PURCHASED					DIRECT			SCHOOL INDIRECT	SCHOOL COST	DISTRICT INDIRECT	TOTAL
		SALARIES	BENEFITS	SERVICES	MATERIAL SUPPLIES	OTHER EXPENSES	CAPITAL OUTLAY	TOTAL DIRECT					
K-3 BASIC	101	1059476	299911	88605	67831	20951	5179	1541954	494070	2036025	102598	2138623	
4-8 BASIC	102	400196	113285	37828	28959	8944	2211	591426	229159	820585	45539	866124	
BASIC		1459673	413196	126433	96790	29896	7390	2133380	723230	2856610	148137	3004747	
ESOL	130	54687	15480	4458	3413	1054	260	79354	24887	104241	5165	109406	
ESOL		54687	15480	4458	3413	1054	260	79354	24887	104241	5165	109406	
PK-3 BASIC W/ES	111	352498	99783	37431	28655	8850	2187	529407	223171	752579	44719	797298	
4-8 BASIC W/ESE	112	204723	57951	18158	13900	4293	1061	300089	111255	411345	21979	433324	
ESE LEVEL 4	254	27634	7822	1810	1386	428	105	39187	11156	50344	2197	52541	
ESE		584856	165558	57400	43942	13572	3355	868684	345583	1214268	68896	1283165	
TOTAL FOR FEFP		2099216	594235	188292	144145	44523	11005	3081419	1093701	4175120	222198	4397319	
FOOD SERVICE											7		
TRANSPORTATION									243889		869		

THOSE COSTS REPORTED IN THE COLUMN TITLED -SCHOOL INDIRECT- ARE DERIVED FROM TWO SOURCES: A) EXPENDITURES RECORDED BY SCHOOL AND B) SCHOOL LEVEL EXPENDITURES CENTRALLY RECORDED. FUNCTIONALLY DISTRIBUTED, THESE COSTS ARE AS REPORTED BELOW.

6100 PUPIL PERSONNEL	126570	6400 INSTR STAFF TRAINING	12207	7700 CENTRAL SERVICES	42862
6200 INSTRUCTIONAL MEDIA	29581	7300 SCHOOL ADMINISTRATION	347463	7900 OPERATION OF PLANT	252427
6300 INSTR & CURR DEVLPMNT	83179	7400 FACILITIES ACQ-CONSTR		8100 MAINTENANCE OF PLANT	140270
				8200 ADMIN. TECH. SERVICES	39706
				6500 INSTR. TECH. SERVICES	19431

FUND- 1
 SCHL- 0631 FLOROSA ELEMENTARY SCHOOL

PROGRAM CATEGORY	NBR	PURCHASED					DIRECT		TOTAL DIRECT	SCHOOL INDIRECT	SCHOOL COST	DISTRICT INDIRECT	TOTAL
		SALARIES	BENEFITS	SERVICES	MATERIAL SUPPLIES	OTHER EXPENSES	CAPITAL OUTLAY						
K-3 BASIC	101	1079382	305545	85733	61673	27977	7663	1567976	579908	2147884	110816	2258701	
4-8 BASIC	102	354725	100413	28938	20817	9443	2586	516926	212786	729712	38854	768567	
BASIC		1434108	405959	114672	82491	37420	10250	2084902	792695	2877597	149671	3027269	
ESOL	130	51870	14683	3960	2848	1292	354	75009	27400	102409	5171	107580	
ESOL		51870	14683	3960	2848	1292	354	75009	27400	102409	5171	107580	
PK-3 BASIC W/ES	111	318096	90045	22793	16396	7438	2037	456807	164522	621329	30342	651672	
4-8 BASIC W/ESE	112	133560	37807	10866	7817	3546	971	194570	81148	275719	14696	290415	
ESE LEVEL 4	254	18385	5204	1821	1310	594	162	27479	13647	41126	2467	43593	
ESE		470043	133057	35481	25524	11578	3171	678857	259318	938175	47505	985681	
TOTAL FOR FEFP		1956021	553700	154114	110864	50291	13776	2838768	1079414	3918182	202348	4120530	
FOOD SERVICE											7		
TRANSPORTATION									246610		876		

THOSE COSTS REPORTED IN THE COLUMN TITLED -SCHOOL INDIRECT- ARE DERIVED FROM TWO SOURCES: A) EXPENDITURES RECORDED BY SCHOOL AND B) SCHOOL LEVEL EXPENDITURES CENTRALLY RECORDED. FUNCTIONALLY DISTRIBUTED, THESE COSTS ARE AS REPORTED BELOW.

6100 PUPIL PERSONNEL	122938	6400 INSTR STAFF TRAINING	22567	7700 CENTRAL SERVICES	39155
6200 INSTRUCTIONAL MEDIA	29458	7300 SCHOOL ADMINISTRATION	309558	7900 OPERATION OF PLANT	237966
6300 INSTR & CURR DEVLPMNT	113816	7400 FACILITIES ACQ-CONSTR		8100 MAINTENANCE OF PLANT	156586
				8200 ADMIN. TECH. SERVICES	36272
				6500 INSTR. TECH. SERVICES	11095

FUND- 1
 SCHL- 0641 FORT WALTON BEACH HIGH

PROGRAM CATEGORY	NBR	PURCHASED					DIRECT		TOTAL DIRECT	SCHOOL INDIRECT	SCHOOL COST	DISTRICT INDIRECT	TOTAL
		SALARIES	BENEFITS	SERVICES	MATERIAL SUPPLIES	OTHER EXPENSES	CAPITAL OUTLAY						
9-12 BASIC	103	4190355	1186183	351904	247723	56391	34170	6066728	2586476	8653204	410432	9063637	
BASIC		4190355	1186183	351904	247723	56391	34170	6066728	2586476	8653204	410432	9063637	
ESOL	130	91857	26002	8870	6244	1421	861	135257	65195	200453	10345	210798	
ESOL		91857	26002	8870	6244	1421	861	135257	65195	200453	10345	210798	
9-12 BASIC W/ES	113	581660	164653	51679	36379	8281	5018	847673	379841	1227514	60274	1287789	
ESE LEVEL 5	255	2704	765	364	256	58	35	4184	2678	6863	424	7288	
ESE		584365	165419	52044	36636	8339	5053	851858	382519	1234378	60699	1295077	
VOCATIONAL,6-12	300	230118	65140	21802	15347	3493	2117	338020	160246	498266	25428	523694	
VOCATIONAL PGM		230118	65140	21802	15347	3493	2117	338020	160246	498266	25428	523694	
TOTAL FOR FEFP		5096697	1442746	434621	305951	69646	42201	7391864	3194438	10586302	506905	11093208	
FOOD SERVICE									1346		17		
TRANSPORTATION									612390		2185		

THOSE COSTS REPORTED IN THE COLUMN TITLED -SCHOOL INDIRECT- ARE DERIVED FROM TWO SOURCES: A) EXPENDITURES RECORDED BY SCHOOL AND B) SCHOOL LEVEL EXPENDITURES CENTRALLY RECORDED. FUNCTIONALLY DISTRIBUTED, THESE COSTS ARE AS REPORTED BELOW.

6100 PUPIL PERSONNEL	476627	6400 INSTR STAFF TRAINING	50415	7700 CENTRAL SERVICES	95075
6200 INSTRUCTIONAL MEDIA	52658	7300 SCHOOL ADMINISTRATION	813853	7900 OPERATION OF PLANT	903553
6300 INSTR & CURR DEVLPMNT	205896	7400 FACILITIES ACQ-CONSTR	8095	8100 MAINTENANCE OF PLANT	473766
				8200 ADMIN. TECH. SERVICES	88074
				6500 INSTR. TECH. SERVICES	26420

FUND- 1
 SCHL- 0651 BRUNER MIDDLE SCHOOL

PROGRAM CATEGORY	NBR	PURCHASED					DIRECT		TOTAL DIRECT	SCHOOL INDIRECT	SCHOOL COST	DISTRICT INDIRECT	TOTAL
		SALARIES	BENEFITS	SERVICES	MATERIAL SUPPLIES	OTHER EXPENSES	CAPITAL OUTLAY						
4-8 BASIC	102	2228725	630895	152433	49331	37113	13984	3112484	1410098	4522582	204179	4726762	
BASIC		2228725	630895	152433	49331	37113	13984	3112484	1410098	4522582	204179	4726762	
ESOL	130	29249	8279	2031	657	494	186	40899	18792	59692	2721	62413	
ESOL		29249	8279	2031	657	494	186	40899	18792	59692	2721	62413	
4-8 BASIC W/ESE	112	593530	168013	38540	12472	9383	3535	825476	356524	1182001	51624	1233625	
ESE LEVEL 4	254	11979	3391	719	232	175	66	16564	6657	23222	963	24186	
ESE		605509	171404	39260	12705	9558	3601	842041	363182	1205223	52587	1257811	
TOTAL FOR FEFP		2863485	810580	193725	62694	47167	17772	3995425	1792073	5787498	259488	6046987	
FOOD SERVICE											8		
TRANSPORTATION									281320		992		

THOSE COSTS REPORTED IN THE COLUMN TITLED -SCHOOL INDIRECT- ARE DERIVED FROM TWO SOURCES: A) EXPENDITURES RECORDED BY SCHOOL AND B) SCHOOL LEVEL EXPENDITURES CENTRALLY RECORDED. FUNCTIONALLY DISTRIBUTED, THESE COSTS ARE AS REPORTED BELOW.

6100 PUPIL PERSONNEL	301834	6400 INSTR STAFF TRAINING	13955	7700 CENTRAL SERVICES	48669
6200 INSTRUCTIONAL MEDIA	3445	7300 SCHOOL ADMINISTRATION	433024	7900 OPERATION OF PLANT	506430
6300 INSTR & CURR DEVLPMNT	201580	7400 FACILITIES ACQ-CONSTR		8100 MAINTENANCE OF PLANT	223176
				8200 ADMIN. TECH. SERVICES	45085
				6500 INSTR. TECH. SERVICES	14869

FUND- 1
 SCHL- 0671 LEWIS MIDDLE SCHOOL

PROGRAM CATEGORY	NBR	DIRECT						TOTAL DIRECT	SCHOOL INDIRECT	SCHOOL COST	DISTRICT INDIRECT	TOTAL
		SALARIES	BENEFITS	PURCHASED SERVICES	MATERIAL SUPPLIES	OTHER EXPENSES	CAPITAL OUTLAY					
K-3 BASIC	101	529680	149939	33104	16968	7285	3163	740143	234789	974932	43015	1017947
4-8 BASIC	102	1409653	399037	89066	45653	19602	8510	1971524	699751	2671275	121298	2792573
BASIC		1939334	548976	122171	62622	26887	11674	2711667	934540	3646207	164313	3810520
ESOL	130	5676	1606	350	179	77	33	7923	2629	10552	466	11019
ESOL		5676	1606	350	179	77	33	7923	2629	10552	466	11019
PK-3 BASIC W/ES	111	219903	62249	20725	10623	4561	1980	320043	159516	479559	27954	507514
4-8 BASIC W/ESE	112	510827	144602	37656	19301	8287	3598	724273	295452	1019726	51251	1070978
ESE LEVEL 4	254	29328	8302	4014	2057	883	383	44970	31353	76324	5452	81776
ESE		760059	215153	62396	31983	13732	5962	1089288	486322	1575610	84658	1660268
TOTAL FOR FEFP		2705070	765737	184918	94784	40697	17670	3808878	1423492	5232370	249438	5481809
FOOD SERVICE									3431		6	
TRANSPORTATION									237175		848	

THOSE COSTS REPORTED IN THE COLUMN TITLED -SCHOOL INDIRECT- ARE DERIVED FROM TWO SOURCES: A) EXPENDITURES RECORDED BY SCHOOL AND B) SCHOOL LEVEL EXPENDITURES CENTRALLY RECORDED. FUNCTIONALLY DISTRIBUTED, THESE COSTS ARE AS REPORTED BELOW.

6100 PUPIL PERSONNEL	138677	6400 INSTR STAFF TRAINING	9497	7700 CENTRAL SERVICES	47237
6200 INSTRUCTIONAL MEDIA	33050	7300 SCHOOL ADMINISTRATION	447351	7900 OPERATION OF PLANT	398065
6300 INSTR & CURR DEVLPMNT	130277	7400 FACILITIES ACQ-CONSTR		8100 MAINTENANCE OF PLANT	161745
				8200 ADMIN. TECH. SERVICES	43759
				6500 INSTR. TECH. SERVICES	13830

FUND- 1
 SCHL- 0681 LONGWOOD ELEMENTARY SCHOOL

PROGRAM CATEGORY	NBR	PURCHASED					DIRECT		TOTAL DIRECT	SCHOOL INDIRECT	SCHOOL COST	DISTRICT INDIRECT	TOTAL
		SALARIES	BENEFITS	SERVICES	MATERIAL SUPPLIES	OTHER EXPENSES	CAPITAL OUTLAY						
K-3 BASIC	101	1106794	313305	78982	69971	17577	6807	1593439	530474	2123914	104674	2228589	
4-8 BASIC	102	411755	116557	33722	29875	7505	2906	602322	242684	845007	46109	891117	
BASIC		1518550	429863	112704	99846	25082	9714	2195762	773159	2968921	150784	3119706	
ESOL	130	278084	78718	17678	15661	3934	1523	395602	120903	516505	23618	540124	
ESOL		278084	78718	17678	15661	3934	1523	395602	120903	516505	23618	540124	
PK-3 BASIC W/ES	111	280078	79283	25614	22692	5700	2207	415577	184878	600455	35071	635526	
4-8 BASIC W/ESE	112	70293	19898	7264	6435	1616	626	106135	53794	159930	10065	169995	
ESE LEVEL 4	254	24542	6947	1317	1166	293	113	34380	9806	44187	1829	46016	
ESE LEVEL 5	255	13773	3898	902	799	200	77	19653	6722	26376	1254	27630	
ESE		388688	110027	35099	31095	7811	3025	575747	255202	830949	48220	879170	
TOTAL FOR FEFP		2185323	618609	165482	146603	36828	14263	3167112	1149264	4316376	222624	4539001	
FOOD SERVICE											7		
TRANSPORTATION									251932		901		

THOSE COSTS REPORTED IN THE COLUMN TITLED -SCHOOL INDIRECT- ARE DERIVED FROM TWO SOURCES: A) EXPENDITURES RECORDED BY SCHOOL AND B) SCHOOL LEVEL EXPENDITURES CENTRALLY RECORDED. FUNCTIONALLY DISTRIBUTED, THESE COSTS ARE AS REPORTED BELOW.

6100 PUPIL PERSONNEL	137656	6400 INSTR STAFF TRAINING	9596	7700 CENTRAL SERVICES	43115
6200 INSTRUCTIONAL MEDIA	41025	7300 SCHOOL ADMINISTRATION	302265	7900 OPERATION OF PLANT	290362
6300 INSTR & CURR DEVLPMNT	144095	7400 FACILITIES ACQ-CONSTR	784	8100 MAINTENANCE OF PLANT	128698
				8200 ADMIN. TECH. SERVICES	39940
				6500 INSTR. TECH. SERVICES	11722

FUND- 1
 SCHL- 0701 CHOICE HIGH SCHOOL & TECH CNTR

PROGRAM CATEGORY	NBR	DIRECT							TOTAL DIRECT	SCHOOL INDIRECT	SCHOOL COST	DISTRICT INDIRECT	TOTAL
		SALARIES	BENEFITS	PURCHASED SERVICES	MATERIAL SUPPLIES	OTHER EXPENSES	CAPITAL OUTLAY						
K-3 BASIC	101	9529	2697	965	366	427	71	14058	3179	17237	746	17984	
4-8 BASIC	102	90208	25535	10318	3913	4563	766	135305	38251	173556	8360	181917	
9-12 BASIC	103	416557	117916	49895	18926	22068	3705	629069	184972	814042	40428	854470	
BASIC		516294	146149	61179	23207	27059	4543	778433	226402	1004836	49535	1054372	
ESOL	130	606	171	95	36	42	7	960	355	1316	77	1393	
ESOL		606	171	95	36	42	7	960	355	1316	77	1393	
PK-3 BASIC W/ES	111	579	164	57	21	25	4	853	191	1044	44	1088	
4-8 BASIC W/ESE	112	81941	23195	9070	3440	4011	673	122334	33626	155961	7349	163310	
9-12 BASIC W/ES	113	212561	60170	26918	10210	11905	1998	323765	99790	423555	21810	445366	
ESE		295082	83530	36046	13673	15942	2676	446952	133608	580560	29204	609765	
VOCATIONAL,6-12	300	233015	65960	29195	11074	12912	2168	354326	108232	462559	23655	486214	
VOCATIONAL PGM		233015	65960	29195	11074	12912	2168	354326	108232	462559	23655	486214	
AGRISCIENCE & N	351	8325	2276	1050	918	525	265	13361	8740	22101	829	22931	
BUSINESS EDUCAT	352	102510	28014	10501	9181	5252	2657	158117	87403	245521	8292	253814	
FAMILY AND CONS	353	19056	5212	2625	2295	1313	664	31167	21850	53018	2073	55091	
HEALTH SCIENCE	354	367392	100448	44826	39192	22422	11345	585627	373105	958733	35400	994134	
INDUSTRIAL	355	602563	164711	68197	59625	34113	17260	946472	567634	1514106	53857	1567964	
ADULT PGM		1099848	300663	127200	111212	63627	32193	1734746	1058734	2793481	100454	2893935	
TOTAL FOR FEFP		2144847	596475	253718	159204	119585	41588	3315419	1527334	4842754	202928	5045682	
FOOD SERVICE											7		
TRANSPORTATION									129497		947		

THOSE COSTS REPORTED IN THE COLUMN TITLED -SCHOOL INDIRECT- ARE DERIVED FROM TWO SOURCES: A) EXPENDITURES RECORDED BY SCHOOL AND B) SCHOOL LEVEL EXPENDITURES CENTRALLY RECORDED. FUNCTIONALLY DISTRIBUTED, THESE COSTS ARE AS REPORTED BELOW.

6100 PUPIL PERSONNEL	51912	6400 INSTR STAFF TRAINING	16960	7700 CENTRAL SERVICES	38068
6200 INSTRUCTIONAL MEDIA	1626	7300 SCHOOL ADMINISTRATION	599841	7900 OPERATION OF PLANT	503559
6300 INSTR & CURR DEVLPMNT	74602	7400 FACILITIES ACQ-CONSTR		8100 MAINTENANCE OF PLANT	178875
				8200 ADMIN. TECH. SERVICES	35265
				6500 INSTR. TECH. SERVICES	26621

FUND- 1
 SCHL- 0721 OKALOOSA STEMM ACADEMY

PROGRAM CATEGORY	NBR	DIRECT						TOTAL DIRECT	SCHOOL INDIRECT	SCHOOL COST	DISTRICT INDIRECT	TOTAL
		SALARIES	BENEFITS	PURCHASED SERVICES	MATERIAL SUPPLIES	OTHER EXPENSES	CAPITAL OUTLAY					
4-8 BASIC	102	213829	60529	23324	19250	4901	20587	342424	350730	693155	26884	720039
BASIC		213829	60529	23324	19250	4901	20587	342424	350730	693155	26884	720039
4-8 BASIC W/ESE	112	116369	32941	12649	10440	2658	11164	186223	190207	376430	14580	391011
ESE LEVEL 5	255	803	227	121	100	25	107	1384	1825	3210	139	3350
ESE		117172	33168	12770	10540	2683	11271	187608	192033	379641	14720	394361
TOTAL FOR FEFP		331002	93698	36095	29791	7585	31859	530032	542763	1072796	41604	1114401
FOOD SERVICE											1	
TRANSPORTATION									47111		159	

THOSE COSTS REPORTED IN THE COLUMN TITLED -SCHOOL INDIRECT- ARE DERIVED FROM TWO SOURCES: A) EXPENDITURES RECORDED BY SCHOOL AND B) SCHOOL LEVEL EXPENDITURES CENTRALLY RECORDED. FUNCTIONALLY DISTRIBUTED, THESE COSTS ARE AS REPORTED BELOW.

6100 PUPIL PERSONNEL	18704	6400 INSTR STAFF TRAINING	6652	7700 CENTRAL SERVICES	7803
6200 INSTRUCTIONAL MEDIA	87	7300 SCHOOL ADMINISTRATION	213533	7900 OPERATION OF PLANT	74566
6300 INSTR & CURR DEVLPMNT	12875	7400 FACILITIES ACQ-CONSTR		8100 MAINTENANCE OF PLANT	38751
				8200 ADMIN. TECH. SERVICES	7228
				6500 INSTR. TECH. SERVICES	162559

FUND- 1
 SCHL- 0731 WALKER ELEMENTARY

PROGRAM	NBR	SALARIES	BENEFITS	PURCHASED SERVICES	DIRECT MATERIAL SUPPLIES	OTHER EXPENSES	CAPITAL OUTLAY	TOTAL DIRECT	SCHOOL INDIRECT	SCHOOL COST	DISTRICT INDIRECT	TOTAL
K-3 BASIC	101	1390982	393752	112774	80817	24328	18521	2021177	671447	2692624	131046	2823671
4-8 BASIC	102	433125	122606	43814	31399	9452	7195	647594	286709	934303	52962	987266
BASIC		1824108	516359	156589	112216	33780	25717	2668772	958156	3626928	184009	3810937
PK-3 BASIC W/ES	111	422476	119592	34750	24903	7496	5707	614926	219518	834444	41381	875825
4-8 BASIC W/ESE	112	187633	53114	20301	14548	4379	3334	283311	134498	417810	24671	442481
ESE LEVEL 4	254	38050	10771	2406	1724	519	395	53867	15904	69771	2921	72693
ESE		648160	183477	57458	41176	12395	9436	952105	369921	1322026	68973	1391000
TOTAL FOR FEFP		2472269	699836	214048	153393	46176	35153	3620877	1328077	4948955	252982	5201938
FOOD SERVICE											8	
TRANSPORTATION									303239		1081	

THOSE COSTS REPORTED IN THE COLUMN TITLED -SCHOOL INDIRECT- ARE DERIVED FROM TWO SOURCES: A) EXPENDITURES RECORDED BY SCHOOL AND B) SCHOOL LEVEL EXPENDITURES CENTRALLY RECORDED. FUNCTIONALLY DISTRIBUTED, THESE COSTS ARE AS REPORTED BELOW.

6100 PUPIL PERSONNEL	175509	6400 INSTR STAFF TRAINING	17838	7700 CENTRAL SERVICES	48850
6200 INSTRUCTIONAL MEDIA	25338	7300 SCHOOL ADMINISTRATION	383015	7900 OPERATION OF PLANT	382014
6300 INSTR & CURR DEVLPMNT	84049	7400 FACILITIES ACQ-CONSTR		8100 MAINTENANCE OF PLANT	152708
				8200 ADMIN. TECH. SERVICES	45253
				6500 INSTR. TECH. SERVICES	13498

FUND- 1
 SCHL- 0741 BLUEWATER ELEMENTARY

PROGRAM CATEGORY	NBR	PURCHASED					DIRECT			SCHOOL INDIRECT	SCHOOL COST	DISTRICT INDIRECT	TOTAL
		SALARIES	BENEFITS	SERVICES	MATERIAL SUPPLIES	OTHER EXPENSES	CAPITAL OUTLAY	TOTAL DIRECT					
K-3 BASIC	101	1498406	424161	110289	109429	35970	12828	2191085	728063	2919149	145771	3064920	
4-8 BASIC	102	561052	158819	38274	37975	12483	4452	813057	281404	1094462	52862	1147324	
BASIC		2059459	582980	148563	147404	48454	17280	3004143	1009468	4013611	198633	4212245	
ESOL	130	18751	5308	1324	1313	431	154	27283	8669	35953	1744	37697	
ESOL		18751	5308	1324	1313	431	154	27283	8669	35953	1744	37697	
PK-3 BASIC W/ES	111	420292	118974	29274	29045	9547	3405	610540	202961	813502	39460	852963	
4-8 BASIC W/ESE	112	336077	95135	21389	21222	6976	2487	483287	157417	640705	29553	670259	
ESE LEVEL 4	254	10311	2918	684	679	223	79	14896	4871	19767	932	20700	
ESE LEVEL 5	255	3653	1034	280	278	91	32	5370	2078	7448	388	7837	
ESE		770334	218062	51628	51225	16838	6005	1114094	367329	1481423	70335	1551759	
TOTAL FOR FEFP		2848545	806351	201516	199944	65724	23440	4145521	1385467	5530989	270714	5801703	
FOOD SERVICE										2339		10	
TRANSPORTATION										363478		1260	

THOSE COSTS REPORTED IN THE COLUMN TITLED -SCHOOL INDIRECT- ARE DERIVED FROM TWO SOURCES: A) EXPENDITURES RECORDED BY SCHOOL AND B) SCHOOL LEVEL EXPENDITURES CENTRALLY RECORDED. FUNCTIONALLY DISTRIBUTED, THESE COSTS ARE AS REPORTED BELOW.

6100 PUPIL PERSONNEL	133565	6400 INSTR STAFF TRAINING	12903	7700 CENTRAL SERVICES	52371
6200 INSTRUCTIONAL MEDIA	44907	7300 SCHOOL ADMINISTRATION	410620	7900 OPERATION OF PLANT	406991
6300 INSTR & CURR DEVLPMNT	99419	7400 FACILITIES ACQ-CONSTR		8100 MAINTENANCE OF PLANT	160980
				8200 ADMIN. TECH. SERVICES	48515
				6500 INSTR. TECH. SERVICES	15192

FUND- 1
 SCHL- 0751 ANTIOCH ELEMENTARY

PROGRAM CATEGORY	NBR	DIRECT					TOTAL DIRECT	SCHOOL INDIRECT	SCHOOL COST	DISTRICT INDIRECT	TOTAL	
		SALARIES	BENEFITS	PURCHASED SERVICES	MATERIAL SUPPLIES	OTHER EXPENSES						CAPITAL OUTLAY
K-3 BASIC	101	1720441	487013	123761	112655	33031	806	2477710	793359	3271070	160424	3431495
4-8 BASIC	102	631921	178881	45313	41246	12094	295	909752	324609	1234361	61484	1295846
BASIC		2352363	665894	169075	153902	45125	1101	3387463	1117968	4505431	221909	4727341
ESOL	130	31768	8992	2243	2042	598	14	45659	14526	60186	2919	63106
ESOL		31768	8992	2243	2042	598	14	45659	14526	60186	2919	63106
PK-3 BASIC W/ES	111	297864	84317	18721	17041	4996	121	423063	123689	546753	24563	571316
4-8 BASIC W/ESE	112	152955	43297	9953	9060	2656	64	217989	71364	289353	13510	302864
ESE		450819	127615	28675	26101	7653	186	641052	195053	836106	38074	874180
TOTAL FOR FEFP		2834951	802503	199993	182046	53377	1303	4074175	1327549	5401724	262903	5664628
FOOD SERVICE									3212		11	
TRANSPORTATION									383985		1371	

THOSE COSTS REPORTED IN THE COLUMN TITLED -SCHOOL INDIRECT- ARE DERIVED FROM TWO SOURCES: A) EXPENDITURES RECORDED BY SCHOOL AND B) SCHOOL LEVEL EXPENDITURES CENTRALLY RECORDED. FUNCTIONALLY DISTRIBUTED, THESE COSTS ARE AS REPORTED BELOW.

6100 PUPIL PERSONNEL	108543	6400 INSTR STAFF TRAINING	26323	7700 CENTRAL SERVICES	50959
6200 INSTRUCTIONAL MEDIA	42263	7300 SCHOOL ADMINISTRATION	404150	7900 OPERATION OF PLANT	382389
6300 INSTR & CURR DEVLPMNT	90487	7400 FACILITIES ACQ-CONSTR	2299	8100 MAINTENANCE OF PLANT	152174
				8200 ADMIN. TECH. SERVICES	47207
				6500 INSTR. TECH. SERVICES	20749

FUND- 1
 SCHL- 0761 DAVIDSON MIDDLE SCHOOL

PROGRAM CATEGORY	NBR	PURCHASED					DIRECT		TOTAL DIRECT	SCHOOL INDIRECT	SCHOOL COST	DISTRICT INDIRECT	TOTAL
		SALARIES	BENEFITS	SERVICES	MATERIAL SUPPLIES	OTHER EXPENSES	CAPITAL OUTLAY						
4-8 BASIC	102	2339636	662292	181196	49926	65237	38810	3337100	1437735	4774836	220257	4995093	
BASIC		2339636	662292	181196	49926	65237	38810	3337100	1437735	4774836	220257	4995093	
ESOL	130	6544	1852	460	126	165	98	9248	3653	12902	559	13462	
ESOL		6544	1852	460	126	165	98	9248	3653	12902	559	13462	
4-8 BASIC W/ESE	112	560460	158652	40563	11176	14604	8688	794144	321853	1115998	49307	1165305	
ESE LEVEL 4	254	33503	9484	2596	715	934	556	47790	20604	68395	3156	71551	
ESE		593964	168136	43159	11892	15539	9244	841935	342458	1184393	52463	1236857	
TOTAL FOR FEFP		2940145	832280	224817	61946	80942	48153	4188285	1783847	5972132	273280	6245413	
FOOD SERVICE									1933		9		
TRANSPORTATION									343246		1196		

THOSE COSTS REPORTED IN THE COLUMN TITLED -SCHOOL INDIRECT- ARE DERIVED FROM TWO SOURCES: A) EXPENDITURES RECORDED BY SCHOOL AND B) SCHOOL LEVEL EXPENDITURES CENTRALLY RECORDED. FUNCTIONALLY DISTRIBUTED, THESE COSTS ARE AS REPORTED BELOW.

6100 PUPIL PERSONNEL	125695	6400 INSTR STAFF TRAINING	16027	7700 CENTRAL SERVICES	51256
6200 INSTRUCTIONAL MEDIA	102008	7300 SCHOOL ADMINISTRATION	596263	7900 OPERATION OF PLANT	479571
6300 INSTR & CURR DEVLPMNT	135000	7400 FACILITIES ACQ-CONSTR		8100 MAINTENANCE OF PLANT	214708
				8200 ADMIN. TECH. SERVICES	47482
				6500 INSTR. TECH. SERVICES	15832

FUND- 1
 SCHL- 0771 DESTIN MIDDLE SCHOOL

PROGRAM CATEGORY	NBR	DIRECT					TOTAL DIRECT	SCHOOL INDIRECT	SCHOOL COST	DISTRICT INDIRECT	TOTAL	
		SALARIES	BENEFITS	PURCHASED SERVICES	MATERIAL SUPPLIES	OTHER EXPENSES						
4-8 BASIC	102	1753495	496370	134220	65192	22971	26052	2498302	973650	3471953	160527	3632480
BASIC		1753495	496370	134220	65192	22971	26052	2498302	973650	3471953	160527	3632480
ESOL	130	39060	11057	2964	1439	507	575	55604	21503	77107	3545	80652
ESOL		39060	11057	2964	1439	507	575	55604	21503	77107	3545	80652
4-8 BASIC W/ESE 112		428892	121408	30275	14705	5181	5876	606339	219622	825962	36209	862171
ESE		428892	121408	30275	14705	5181	5876	606339	219622	825962	36209	862171
TOTAL FOR FEFP		2221448	628835	167460	81337	28660	32504	3160246	1214776	4375022	200281	4575304
FOOD SERVICE									1567		6	
TRANSPORTATION									231935		801	

THOSE COSTS REPORTED IN THE COLUMN TITLED -SCHOOL INDIRECT- ARE DERIVED FROM TWO SOURCES: A) EXPENDITURES RECORDED BY SCHOOL AND B) SCHOOL LEVEL EXPENDITURES CENTRALLY RECORDED. FUNCTIONALLY DISTRIBUTED, THESE COSTS ARE AS REPORTED BELOW.

6100 PUPIL PERSONNEL	128968	6400 INSTR STAFF TRAINING	4663	7700 CENTRAL SERVICES	37564
6200 INSTRUCTIONAL MEDIA	40489	7300 SCHOOL ADMINISTRATION	411114	7900 OPERATION OF PLANT	296945
6300 INSTR & CURR DEVLPMNT	119019	7400 FACILITIES ACQ-CONSTR		8100 MAINTENANCE OF PLANT	128941
				8200 ADMIN. TECH. SERVICES	34798
				6500 INSTR. TECH. SERVICES	12269

FUND- 1
 SCHL- 0791 ECCI - NORTH

PROGRAM	NBR	DIRECT							TOTAL DIRECT	SCHOOL INDIRECT	SCHOOL COST	DISTRICT INDIRECT	TOTAL
		SALARIES	BENEFITS	PURCHASED SERVICES	MATERIAL SUPPLIES	OTHER EXPENSES	CAPITAL OUTLAY						
4-8 BASIC	102	149602	42348	17004	1717	1690	278	212643	97997	310640	12392	323033	
BASIC		149602	42348	17004	1717	1690	278	212643	97997	310640	12392	323033	
4-8 BASIC W/ESE	112	92503	26185	10433	1053	1037	171	131383	60126	191510	7603	199113	
ESE		92503	26185	10433	1053	1037	171	131383	60126	191510	7603	199113	
TOTAL FOR FEFP		242106	68534	27438	2770	2727	449	344026	158124	502151	19996	522147	
FOOD SERVICE													
TRANSPORTATION									11230		40		

THOSE COSTS REPORTED IN THE COLUMN TITLED -SCHOOL INDIRECT- ARE DERIVED FROM TWO SOURCES: A) EXPENDITURES RECORDED BY SCHOOL AND B) SCHOOL LEVEL EXPENDITURES CENTRALLY RECORDED. FUNCTIONALLY DISTRIBUTED, THESE COSTS ARE AS REPORTED BELOW.

6100 PUPIL PERSONNEL	36086	6400 INSTR STAFF TRAINING	1951	7700 CENTRAL SERVICES	3750
6200 INSTRUCTIONAL MEDIA	41	7300 SCHOOL ADMINISTRATION	49541	7900 OPERATION OF PLANT	34863
6300 INSTR & CURR DEVLPMNT	16843	7400 FACILITIES ACQ-CONSTR		8100 MAINTENANCE OF PLANT	9930
				8200 ADMIN. TECH. SERVICES	3474
				6500 INSTR. TECH. SERVICES	1639

FUND- 1
 SCHL- 0801 RICHBOURG SCHOOL

----- PROGRAM -----		----- DIRECT -----							SCHOOL	SCHOOL	DISTRICT	TOTAL
CATEGORY	NBR	SALARIES	BENEFITS	PURCHASED SERVICES	MATERIAL SUPPLIES	OTHER EXPENSES	CAPITAL OUTLAY	TOTAL DIRECT	INDIRECT	COST	INDIRECT	TOTAL
PK-3 BASIC W/ES	111	41677	11797	3022	813	1414	505	59230	21446	80677	3768	84445
4-8 BASIC W/ESE	112	13646	3862	952	256	445	159	19322	6755	26077	1186	27264
9-12 BASIC W/ES	113	68383	19357	4232	1138	1980	708	95801	30031	125832	5276	131109
ESE LEVEL 4	254	325811	92229	20956	5637	9808	3507	457951	148711	606663	26128	632791
ESE LEVEL 5	255	295427	83627	18931	5092	8861	3169	415110	134344	549455	23604	573059
ESE		744946	210875	48094	12938	22510	8050	1047415	341290	1388706	59963	1448669
TOTAL FOR FEFP		744946	210875	48094	12938	22510	8050	1047415	341290	1388706	59963	1448669

FOOD SERVICE
 TRANSPORTATION

20659 72

THOSE COSTS REPORTED IN THE COLUMN TITLED -SCHOOL INDIRECT- ARE DERIVED FROM TWO SOURCES: A) EXPENDITURES RECORDED BY SCHOOL AND B) SCHOOL LEVEL EXPENDITURES CENTRALLY RECORDED. FUNCTIONALLY DISTRIBUTED, THESE COSTS ARE AS REPORTED BELOW.

6100 PUPIL PERSONNEL	89377	6400 INSTR STAFF TRAINING	2835	7700 CENTRAL SERVICES	11246
6200 INSTRUCTIONAL MEDIA	125	7300 SCHOOL ADMINISTRATION	54449	7900 OPERATION OF PLANT	62252
6300 INSTR & CURR DEVLPMNT	53853	7400 FACILITIES ACQ-CONSTR		8100 MAINTENANCE OF PLANT	54440
				8200 ADMIN. TECH. SERVICES	10418
				6500 INSTR. TECH. SERVICES	2290

FUND- 1
 SCHL- 0811 SOUTHSIDE CENTER

PROGRAM	NBR	SALARIES	BENEFITS	PURCHASED SERVICES	DIRECT MATERIAL SUPPLIES	OTHER EXPENSES	CAPITAL OUTLAY	TOTAL DIRECT	SCHOOL INDIRECT	SCHOOL COST	DISTRICT INDIRECT	TOTAL
K-3 BASIC	101	3035	859	432	167	38	32	4565	1930	6495	217	6713
9-12 BASIC	103	21196	6000	3705	1432	327	274	32937	16547	49484	1865	51350
BASIC		24232	6859	4137	1600	366	306	37502	18478	55980	2083	58064
PK-3 BASIC W/ES	111	603086	170718	112371	43457	9946	8323	947903	501854	1449757	56589	1506347
9-12 BASIC W/ES	113	21196	6000	3705	1432	327	274	32937	16547	49484	1865	51350
ESE LEVEL 4	254	12705	3596	2171	839	192	160	19666	9698	29365	1093	30459
ESE		636988	180315	118248	45730	10466	8758	1000507	528100	1528607	59548	1588156
TOTAL FOR FEFP		661220	187174	122385	47330	10832	9065	1038009	546578	1584588	61632	1646220
FOOD SERVICE												
TRANSPORTATION									32261		114	

THOSE COSTS REPORTED IN THE COLUMN TITLED -SCHOOL INDIRECT- ARE DERIVED FROM TWO SOURCES: A) EXPENDITURES RECORDED BY SCHOOL AND B) SCHOOL LEVEL EXPENDITURES CENTRALLY RECORDED. FUNCTIONALLY DISTRIBUTED, THESE COSTS ARE AS REPORTED BELOW.

6100 PUPIL PERSONNEL	56075	6400 INSTR STAFF TRAINING	1207	7700 CENTRAL SERVICES	11559
6200 INSTRUCTIONAL MEDIA	806	7300 SCHOOL ADMINISTRATION	170265	7900 OPERATION OF PLANT	180670
6300 INSTR & CURR DEVLPMNT	14317	7400 FACILITIES ACQ-CONSTR		8100 MAINTENANCE OF PLANT	98841
				8200 ADMIN. TECH. SERVICES	10708
				6500 INSTR. TECH. SERVICES	2126

FUND- 1
 SCHL- 7001 K-12 FL VIRTUAL INSTRUCTION

PROGRAM CATEGORY	NBR	DIRECT						TOTAL DIRECT	SCHOOL INDIRECT	SCHOOL COST	DISTRICT INDIRECT	TOTAL
		SALARIES	BENEFITS	PURCHASED SERVICES	MATERIAL SUPPLIES	OTHER EXPENSES	CAPITAL OUTLAY					
K-3 BASIC	101	280	79	28959	32	1	2	29355	2462	31818	1767	33585
4-8 BASIC	102	541	153	55965	62	3	4	56731	4758	61489	3415	64905
BASIC		821	232	84925	95	5	6	86087	7220	93307	5182	98490
TOTAL FOR FEFP		821	232	84925	95	5	6	86087	7220	93307	5182	98490

FOOD SERVICE
 TRANSPORTATION

28

THOSE COSTS REPORTED IN THE COLUMN TITLED -SCHOOL INDIRECT- ARE DERIVED FROM TWO SOURCES: A) EXPENDITURES RECORDED BY SCHOOL AND B) SCHOOL LEVEL EXPENDITURES CENTRALLY RECORDED. FUNCTIONALLY DISTRIBUTED, THESE COSTS ARE AS REPORTED BELOW.

6100 PUPIL PERSONNEL	260	6400 INSTR STAFF TRAINING	101	7700 CENTRAL SERVICES	972
6200 INSTRUCTIONAL MEDIA	10	7300 SCHOOL ADMINISTRATION	346	7900 OPERATION OF PLANT	878
6300 INSTR & CURR DEVLPMNT	1044	7400 FACILITIES ACQ-CONSTR		8100 MAINTENANCE OF PLANT	2526
				8200 ADMIN. TECH. SERVICES	900
				6500 INSTR. TECH. SERVICES	178

FUND- 1
 SCHL- 7023 FLORIDA VIRTUAL SCHOOL

PROGRAM CATEGORY	NBR	DIRECT							TOTAL DIRECT	SCHOOL INDIRECT	SCHOOL COST	DISTRICT INDIRECT	TOTAL
		SALARIES	BENEFITS	PURCHASED SERVICES	MATERIAL SUPPLIES	OTHER EXPENSES	CAPITAL OUTLAY	TOTAL					
K-3 BASIC	101	18943	5362	20601	133		56	45098	9612	54710	720	55430	
4-8 BASIC	102	39249	11110	42685	276	1	117	93440	19915	113356	1492	114849	
9-12 BASIC	103	73728	20870	80183	520	2	220	175525	37411	212937	2803	215741	
BASIC		131920	37343	143470	930	5	393	314064	66939	381004	5017	386021	
4-8 BASIC W/ESE	112	1499	424	1630	10		4	3568	760	4329	56	4386	
9-12 BASIC W/ES	113	2861	810	3112	20		8	6813	1452	8265	108	8374	
ESE		4361	1234	4742	30		13	10382	2212	12595	165	12760	
TOTAL FOR FEFP		136281	38577	148213	961	5	406	324446	69152	393599	5182	398781	
FOOD SERVICE											1		
TRANSPORTATION											132		

THOSE COSTS REPORTED IN THE COLUMN TITLED -SCHOOL INDIRECT- ARE DERIVED FROM TWO SOURCES: A) EXPENDITURES RECORDED BY SCHOOL AND B) SCHOOL LEVEL EXPENDITURES CENTRALLY RECORDED. FUNCTIONALLY DISTRIBUTED, THESE COSTS ARE AS REPORTED BELOW.

6100 PUPIL PERSONNEL	260	6400 INSTR STAFF TRAINING	101	7700 CENTRAL SERVICES	972
6200 INSTRUCTIONAL MEDIA	10	7300 SCHOOL ADMINISTRATION	62278	7900 OPERATION OF PLANT	878
6300 INSTR & CURR DEVLPMNT	1044	7400 FACILITIES ACQ-CONSTR		8100 MAINTENANCE OF PLANT	2525
				8200 ADMIN. TECH. SERVICES	900
				6500 INSTR. TECH. SERVICES	178

FUND- 1

SCHL- 9800 OKALOOSA ACADEMY

** CHARTER SCHOOL **

PROGRAM	NBR	PURCHASED		DIRECT MATERIAL		OTHER EXPENSES	CAPITAL OUTLAY	TOTAL DIRECT	SCHOOL INDIRECT	SCHOOL COST	DISTRICT INDIRECT	TOTAL
		SALARIES	BENEFITS	SERVICES	SUPPLIES							
Ctrl Function		Amount	Function	Amount	Function	Amount	Function	Amount				
4000	6100	11324	6200		6300	20000	6400	13638				
4001	7100	14554	7200		7300	309251	7400	157512				
4002	7500	161702	7600	110026	7700	149341	7800	153044				
4003	7900	161683	8100	23288	8200		6500					
4-8 BASIC	102	120674	28173		20	5219	9601	7696	171383	191074	362457	362457
9-12 BASIC	103	321796	75128		53	15443	25602	22774	460796	565437	1026233	1026233
BASIC		442470	103301		73	20662	35203	30470	632179	756511	1388690	1388690
4-8 BASIC W/ESE	112	40224	9391		6	2084	3200	3074	57979	76313	134292	134292
9-12 BASIC W/ES	113	120673	28173		20	5169	9601	7623	171259	189264	360523	360523
ESE LEVEL 5	255	1207	282			6	96	8	1599	205	1804	1804
ESE		162104	37846		26	7259	12897	10705	230837	265782	496619	496619
TOTAL FOR FEFP		604574	141147		99	27921	48100	41175	863016	1022293	1885309	1885309

FOOD SERVICE
 TRANSPORTATION

THOSE COSTS REPORTED IN THE COLUMN TITLED -SCHOOL INDIRECT- ARE DERIVED FROM TWO SOURCES: A) EXPENDITURES RECORDED BY SCHOOL AND B) SCHOOL LEVEL EXPENDITURES CENTRALLY RECORDED. FUNCTIONALLY DISTRIBUTED, THESE COSTS ARE AS REPORTED BELOW.

6100 PUPIL PERSONNEL	11324	6400 INSTR STAFF TRAINING	13638	7700 CENTRAL SERVICES	149341
6200 INSTRUCTIONAL MEDIA		7300 SCHOOL ADMINISTRATION	309251	7900 OPERATION OF PLANT	161683
6300 INSTR & CURR DEVLPMNT	20000	7400 FACILITIES ACQ-CONSTR	157512	8100 MAINTENANCE OF PLANT	23288
				8200 ADMIN. TECH. SERVICES	
				6500 INSTR. TECH. SERVICES	

FUND- 1

SCHL- 9805 OWC CHARTER HIGH SCHOOL

** CHARTER SCHOOL **

PROGRAM	NBR	PURCHASED					DIRECT		TOTAL DIRECT	SCHOOL INDIRECT	SCHOOL COST	DISTRICT INDIRECT	TOTAL
		SALARIES	BENEFITS	SERVICES	MATERIAL SUPPLIES	OTHER EXPENSES	CAPITAL OUTLAY						
Ctrl Function		Amount	Function	Amount	Function	Amount	Function	Amount					
4000	6100		6200		6300		6400						
4001	7100		7200		7300	566243	7400						
4002	7500		7600		7700		7800	178338					
4003	7900		8100		8200		6500						
9-12 BASIC	103	290023	68665	497830	142478				998996	537931	1536927		1536927
BASIC		290023	68665	497830	142478				998996	537931	1536927		1536927
9-12 BASIC W/ES	113	15264	3614	26202	7499				52579	28312	80891		80891
ESE		15264	3614	26202	7499				52579	28312	80891		80891
TOTAL FOR FEFP		305287	72279	524032	149977				1051575	566243	1617818		1617818

FOOD SERVICE
 TRANSPORTATION

THOSE COSTS REPORTED IN THE COLUMN TITLED -SCHOOL INDIRECT- ARE DERIVED FROM TWO SOURCES: A) EXPENDITURES RECORDED BY SCHOOL AND B) SCHOOL LEVEL EXPENDITURES CENTRALLY RECORDED. FUNCTIONALLY DISTRIBUTED, THESE COSTS ARE AS REPORTED BELOW.

6100 PUPIL PERSONNEL	6400 INSTR STAFF TRAINING	7700 CENTRAL SERVICES
6200 INSTRUCTIONAL MEDIA	7300 SCHOOL ADMINISTRATION	566243 7900 OPERATION OF PLANT
6300 INSTR & CURR DEVLPMNT	7400 FACILITIES ACQ-CONSTR	8100 MAINTENANCE OF PLANT
		8200 ADMIN. TECH. SERVICES
		6500 INSTR. TECH. SERVICES

FUND- 1

SCHL- 9807 LIZA JACKSON PREP SCHOOL

** CHARTER SCHOOL **

PROGRAM	NBR	PURCHASED		DIRECT MATERIAL		OTHER EXPENSES	CAPITAL OUTLAY	TOTAL DIRECT	SCHOOL INDIRECT	SCHOOL COST	DISTRICT INDIRECT	TOTAL
		SALARIES	BENEFITS	SERVICES	SUPPLIES							
Ctrl Function		Amount	Function	Amount	Function	Amount	Function	Amount				
4000	6100	60954	6200	55647	6300	175947	6400	13311				
4001	7100	20868	7200		7300	485318	7400	949089				
4002	7500	175954	7600	212893	7700	30336	7800	238115				
4003	7900	283996	8100	35619	8200		6500					
K-3 BASIC	101	935422	213173		3078	36998	26505	27115	1242291	998230	2240521	2240521
4-8 BASIC	102	1262819	287784		3391	40767	35782	29877	1660420	1099926	2760346	2760346
BASIC		2198241	500957		6469	77765	62287	56992	2902711	2098156	5000867	5000867
PK-3 BASIC W/ES	111	70157	15988		202	2424	1988	1776	92535	65402	157937	157937
4-8 BASIC W/ESE	112	163699	37305		381	4577	4639	3354	213955	123481	337436	337436
ESE		233856	53293		583	7001	6627	5130	306490	188883	495373	495373
TOTAL FOR FEFP		2432097	554250		7052	84766	68914	62122	3209201	2287039	5496240	5496240

FOOD SERVICE
 TRANSPORTATION

THOSE COSTS REPORTED IN THE COLUMN TITLED -SCHOOL INDIRECT- ARE DERIVED FROM TWO SOURCES: A) EXPENDITURES RECORDED BY SCHOOL AND B) SCHOOL LEVEL EXPENDITURES CENTRALLY RECORDED. FUNCTIONALLY DISTRIBUTED, THESE COSTS ARE AS REPORTED BELOW.

6100 PUPIL PERSONNEL	60954	6400 INSTR STAFF TRAINING	13311	7700 CENTRAL SERVICES	30336
6200 INSTRUCTIONAL MEDIA	55647	7300 SCHOOL ADMINISTRATION	485318	7900 OPERATION OF PLANT	283996
6300 INSTR & CURR DEVLPMNT	175947	7400 FACILITIES ACQ-CONSTR	949089	8100 MAINTENANCE OF PLANT	35619
				8200 ADMIN. TECH. SERVICES	
				6500 INSTR. TECH. SERVICES	

FUND- 1
 SCHL- 9810 GULF COAST YOUTH ACADEMY

PROGRAM CATEGORY	NBR	DIRECT						TOTAL DIRECT	SCHOOL INDIRECT	SCHOOL COST	DISTRICT INDIRECT	TOTAL
		SALARIES	BENEFITS	PURCHASED SERVICES	MATERIAL SUPPLIES	OTHER EXPENSES	CAPITAL OUTLAY					
4-8 BASIC	102	35587	10073	320	532	721	6	47241	19162	66404	4644	71048
9-12 BASIC	103	48779	13808	419	698	944	8	64658	25108	89767	6084	95852
BASIC		84366	23882	740	1231	1665	14	111900	44271	156172	10728	166901
4-8 BASIC W/ESE	112	15699	4444	136	227	307	2	20817	8169	28987	1979	30967
9-12 BASIC W/ES	113	11406	3228	106	176	239	2	15158	6351	21510	1539	23050
ESE		27105	7672	242	403	546	4	35976	14521	50498	3519	54017
VOCATIONAL,6-12	300	6691	1894	120	200	271	2	9179	7207	16387	1746	18133
VOCATIONAL PGM		6691	1894	120	200	271	2	9179	7207	16387	1746	18133
TOTAL FOR FEFP		118163	33449	1103	1835	2483	21	157056	66000	223057	15994	239052

FOOD SERVICE
 TRANSPORTATION

20

THOSE COSTS REPORTED IN THE COLUMN TITLED -SCHOOL INDIRECT- ARE DERIVED FROM TWO SOURCES: A) EXPENDITURES RECORDED BY SCHOOL AND B) SCHOOL LEVEL EXPENDITURES CENTRALLY RECORDED. FUNCTIONALLY DISTRIBUTED, THESE COSTS ARE AS REPORTED BELOW.

6100 PUPIL PERSONNEL	10941	6400 INSTR STAFF TRAINING	1161	7700 CENTRAL SERVICES	3000
6200 INSTRUCTIONAL MEDIA	329	7300 SCHOOL ADMINISTRATION	33367	7900 OPERATION OF PLANT	2710
6300 INSTR & CURR DEVLPMNT	3363	7400 FACILITIES ACQ-CONSTR		8100 MAINTENANCE OF PLANT	7795
				8200 ADMIN. TECH. SERVICES	2779
				6500 INSTR. TECH. SERVICES	551

FUND- 1
 SCHL- 9811 OKALOOSA YOUTH DEVELOPMENT CTR

PROGRAM CATEGORY	NBR	DIRECT						TOTAL DIRECT	SCHOOL INDIRECT	SCHOOL COST	DISTRICT INDIRECT	TOTAL
		SALARIES	BENEFITS	PURCHASED SERVICES	MATERIAL SUPPLIES	OTHER EXPENSES	CAPITAL OUTLAY					
4-8 BASIC	102	15204	4303	2372	171	604	4	22660	22936	45597	3400	48997
9-12 BASIC	103	35931	10171	6067	437	1546	11	54166	58670	112837	8697	121534
BASIC		51135	14475	8439	608	2151	16	76827	81607	158434	12097	170532
4-8 BASIC W/ESE	112	38667	10945	2578	185	657	4	53039	24929	77969	3695	81664
9-12 BASIC W/ES	113	35001	9907	2314	166	589	4	47984	22377	70362	3317	73679
ESE		73668	20853	4892	352	1247	9	101023	47307	148331	7012	155343
VOCATIONAL,6-12	300	802	227	1638	118	417	3	3206	15838	19045	2347	21393
VOCATIONAL PGM		802	227	1638	118	417	3	3206	15838	19045	2347	21393
TOTAL FOR FEFP		125606	35556	14970	1079	3816	28	181057	144753	325811	21458	347269

FOOD SERVICE
 TRANSPORTATION

49

THOSE COSTS REPORTED IN THE COLUMN TITLED -SCHOOL INDIRECT- ARE DERIVED FROM TWO SOURCES: A) EXPENDITURES RECORDED BY SCHOOL AND B) SCHOOL LEVEL EXPENDITURES CENTRALLY RECORDED. FUNCTIONALLY DISTRIBUTED, THESE COSTS ARE AS REPORTED BELOW.

6100 PUPIL PERSONNEL	15088	6400 INSTR STAFF TRAINING	481	7700 CENTRAL SERVICES	4024
6200 INSTRUCTIONAL MEDIA	575	7300 SCHOOL ADMINISTRATION	59692	7900 OPERATION OF PLANT	3636
6300 INSTR & CURR DEVLPMNT	45226	7400 FACILITIES ACQ-CONSTR		8100 MAINTENANCE OF PLANT	10458
				8200 ADMIN. TECH. SERVICES	3728
				6500 INSTR. TECH. SERVICES	1840

FUND- 1
 SCHL- 9812 OKALOOSA YOUTH ACADEMY

PROGRAM CATEGORY	NBR	DIRECT						TOTAL DIRECT	SCHOOL INDIRECT	SCHOOL COST	DISTRICT INDIRECT	TOTAL
		SALARIES	BENEFITS	PURCHASED SERVICES	MATERIAL SUPPLIES	OTHER EXPENSES	CAPITAL OUTLAY					
4-8 BASIC	102	74153	20990	8754	1166	1352	145	106563	48735	155298	9894	165193
9-12 BASIC	103	55350	15668	4920	655	759	82	77437	27392	104830	5561	110391
BASIC		129504	36659	13675	1822	2112	227	184001	76127	260128	15456	275584
4-8 BASIC W/ESE	112	38272	10833	3627	483	560	60	53837	20193	74030	4099	78130
9-12 BASIC W/ES	113	33245	9411	2710	361	418	45	46192	15087	61279	3063	64343
ESE		71517	20244	6337	844	978	105	100029	35281	135310	7163	142473
VOCATIONAL,6-12	300	6982	1976	3421	455	528	57	13420	19044	32465	3866	36332
VOCATIONAL PGM		6982	1976	3421	455	528	57	13420	19044	32465	3866	36332
TOTAL FOR FEFP		208004	58880	23434	3122	3619	390	297451	130453	427905	26485	454390

FOOD SERVICE
 TRANSPORTATION

92

THOSE COSTS REPORTED IN THE COLUMN TITLED -SCHOOL INDIRECT- ARE DERIVED FROM TWO SOURCES: A) EXPENDITURES RECORDED BY SCHOOL AND B) SCHOOL LEVEL EXPENDITURES CENTRALLY RECORDED. FUNCTIONALLY DISTRIBUTED, THESE COSTS ARE AS REPORTED BELOW.

6100 PUPIL PERSONNEL	8845	6400 INSTR STAFF TRAINING	547	7700 CENTRAL SERVICES	4967
6200 INSTRUCTIONAL MEDIA	418	7300 SCHOOL ADMINISTRATION	50446	7900 OPERATION OF PLANT	6804
6300 INSTR & CURR DEVLPMNT	39769	7400 FACILITIES ACQ-CONSTR		8100 MAINTENANCE OF PLANT	12908
				8200 ADMIN. TECH. SERVICES	4601
				6500 INSTR. TECH. SERVICES	1143

FUND- 1
 SCHL- 9813 OKALOOSA REGIONAL DETENTION CT

PROGRAM CATEGORY	NBR	DIRECT						TOTAL DIRECT	SCHOOL INDIRECT	SCHOOL COST	DISTRICT INDIRECT	TOTAL
		SALARIES	BENEFITS	PURCHASED SERVICES	MATERIAL SUPPLIES	OTHER EXPENSES	CAPITAL OUTLAY					
4-8 BASIC	102	20336	5756	2246	183	68	2	28595	13174	41770	2042	43812
9-12 BASIC	103	43843	12410	5120	418	157	6	61956	30027	91984	4654	96638
BASIC		64180	18167	7366	602	225	9	90552	43202	133754	6696	140451
4-8 BASIC W/ESE 112		6380	1806	752	61	23		9024	4413	13438	684	14122
9-12 BASIC W/ES 113		6261	1772	724	59	22		8840	4246	13086	658	13745
ESE		12641	3578	1476	120	45	1	17864	8660	26525	1342	27867
TOTAL FOR FEFP		76821	21746	8843	722	271	10	108416	51862	160279	8038	168318
FOOD SERVICE												
TRANSPORTATION											21	

THOSE COSTS REPORTED IN THE COLUMN TITLED -SCHOOL INDIRECT- ARE DERIVED FROM TWO SOURCES: A) EXPENDITURES RECORDED BY SCHOOL AND B) SCHOOL LEVEL EXPENDITURES CENTRALLY RECORDED. FUNCTIONALLY DISTRIBUTED, THESE COSTS ARE AS REPORTED BELOW.

6100 PUPIL PERSONNEL	7924	6400 INSTR STAFF TRAINING	157	7700 CENTRAL SERVICES	1507
6200 INSTRUCTIONAL MEDIA	120	7300 SCHOOL ADMINISTRATION	26889	7900 OPERATION OF PLANT	1362
6300 INSTR & CURR DEVLPMNT	8242	7400 FACILITIES ACQ-CONSTR		8100 MAINTENANCE OF PLANT	3917
				8200 ADMIN. TECH. SERVICES	1396
				6500 INSTR. TECH. SERVICES	343

FUND- 1
 SCHL- 9814 ADOLESCENT SUBSTANCE ABUSE PRG

PROGRAM CATEGORY	NBR	PURCHASED					DIRECT		TOTAL DIRECT	SCHOOL INDIRECT	SCHOOL COST	DISTRICT INDIRECT	TOTAL
		SALARIES	BENEFITS	SERVICES	MATERIAL SUPPLIES	OTHER EXPENSES	CAPITAL OUTLAY						
4-8 BASIC	102	7000	1981	57	10	110		9161	808	9970	580	10550	
9-12 BASIC	103	8629	2442	102	18	196	1	11391	1436	12828	1031	13859	
BASIC		15629	4424	160	29	306	2	20553	2245	22798	1611	24410	
9-12 BASIC W/ES 113		3236	916	29	5	57		4245	418	4664	300	4965	
ESE		3236	916	29	5	57		4245	418	4664	300	4965	
VOCATIONAL,6-12 300		2774	785	51	9	98		3720	721	4441	518	4960	
VOCATIONAL PGM		2774	785	51	9	98		3720	721	4441	518	4960	
TOTAL FOR FEFP		21640	6125	242	44	462	3	28519	3386	31905	2430	34335	

FOOD SERVICE
 TRANSPORTATION

3

THOSE COSTS REPORTED IN THE COLUMN TITLED -SCHOOL INDIRECT- ARE DERIVED FROM TWO SOURCES: A) EXPENDITURES RECORDED BY SCHOOL AND B) SCHOOL LEVEL EXPENDITURES CENTRALLY RECORDED. FUNCTIONALLY DISTRIBUTED, THESE COSTS ARE AS REPORTED BELOW.

6100 PUPIL PERSONNEL	122	6400 INSTR STAFF TRAINING	47	7700 CENTRAL SERVICES	455
6200 INSTRUCTIONAL MEDIA	5	7300 SCHOOL ADMINISTRATION	162	7900 OPERATION OF PLANT	411
6300 INSTR & CURR DEVLPMNT	489	7400 FACILITIES ACQ-CONSTR		8100 MAINTENANCE OF PLANT	1184
				8200 ADMIN. TECH. SERVICES	422
				6500 INSTR. TECH. SERVICES	83

FUND- 1
 SCHL- 9815 EMERALD COAST MARINE INSTITUTE

PROGRAM CATEGORY	NBR	DIRECT						TOTAL DIRECT	SCHOOL INDIRECT	SCHOOL COST	DISTRICT INDIRECT	TOTAL
		SALARIES	BENEFITS	PURCHASED SERVICES	MATERIAL SUPPLIES	OTHER EXPENSES	CAPITAL OUTLAY					
4-8 BASIC	102	303	85	63220	35	1	2	63648	2664	66313	1912	68225
9-12 BASIC	103	293	83	61164	34	1	2	61579	2577	64156	1850	66007
BASIC		596	168	124384	69	3	5	125228	5242	130470	3762	134232
4-8 BASIC W/ESE 112		108	30	22615	12			22768	953	23721	684	24405
9-12 BASIC W/ES 113		116	33	24328	13			24493	1025	25518	735	26254
ESE		225	63	46943	26	1	1	47262	1978	49240	1420	50660
TOTAL FOR FEFP		821	232	171328	95	5	6	172490	7220	179710	5182	184893
FOOD SERVICE												
TRANSPORTATION									11094		37	

THOSE COSTS REPORTED IN THE COLUMN TITLED -SCHOOL INDIRECT- ARE DERIVED FROM TWO SOURCES: A) EXPENDITURES RECORDED BY SCHOOL AND B) SCHOOL LEVEL EXPENDITURES CENTRALLY RECORDED. FUNCTIONALLY DISTRIBUTED, THESE COSTS ARE AS REPORTED BELOW.

6100 PUPIL PERSONNEL	260	6400 INSTR STAFF TRAINING	101	7700 CENTRAL SERVICES	972
6200 INSTRUCTIONAL MEDIA	10	7300 SCHOOL ADMINISTRATION	346	7900 OPERATION OF PLANT	878
6300 INSTR & CURR DEVLPMNT	1044	7400 FACILITIES ACQ-CONSTR		8100 MAINTENANCE OF PLANT	2526
				8200 ADMIN. TECH. SERVICES	900
				6500 INSTR. TECH. SERVICES	178

FUND- 1
 SCHL- 9818 N. W. FLORIDA BALLET ACADEMIE

PROGRAM CATEGORY	NBR	DIRECT							TOTAL DIRECT	SCHOOL INDIRECT	SCHOOL COST	DISTRICT INDIRECT	TOTAL
		SALARIES	BENEFITS	PURCHASED SERVICES	MATERIAL SUPPLIES	OTHER EXPENSES	CAPITAL OUTLAY	TOTAL					
K-3 BASIC	101	81197	22984	75037	4805	1058	333	185418	38669	224088	8508	232596	
4-8 BASIC	102	223404	63240	191432	12260	2701	851	493891	102300	596191	22743	618935	
9-12 BASIC	103	32697	9255	19064	1221	269	84	62592	10188	72780	2264	75045	
BASIC		337299	95480	285535	18287	4029	1270	741903	151158	893061	33516	926578	
PK-3 BASIC W/ES 111		13121	3714	12215	782	172	54	30060	6283	36344	1381	37726	
4-8 BASIC W/ESE 112		24713	6995	21900	1402	309	97	55418	11703	67121	2601	69723	
ESE		37835	10710	34115	2185	481	151	85479	17987	103466	3983	107450	
TOTAL FOR FEFP		375134	106191	319651	20472	4511	1422	827382	169145	996528	37500	1034028	
FOOD SERVICE											1		
TRANSPORTATION									54808		191		

THOSE COSTS REPORTED IN THE COLUMN TITLED -SCHOOL INDIRECT- ARE DERIVED FROM TWO SOURCES: A) EXPENDITURES RECORDED BY SCHOOL AND B) SCHOOL LEVEL EXPENDITURES CENTRALLY RECORDED. FUNCTIONALLY DISTRIBUTED, THESE COSTS ARE AS REPORTED BELOW.

6100 PUPIL PERSONNEL	5299	6400 INSTR STAFF TRAINING	3241	7700 CENTRAL SERVICES	7122
6200 INSTRUCTIONAL MEDIA	883	7300 SCHOOL ADMINISTRATION	105043	7900 OPERATION OF PLANT	6253
6300 INSTR & CURR DEVLPMNT	13883	7400 FACILITIES ACQ-CONSTR		8100 MAINTENANCE OF PLANT	17624
				8200 ADMIN. TECH. SERVICES	6598
				6500 INSTR. TECH. SERVICES	3195

FUND- 1
 SCHL- 9819 TEACHING ADJUDICATED YOUTH FAC

PROGRAM CATEGORY	NBR	DIRECT							TOTAL DIRECT	SCHOOL INDIRECT	SCHOOL COST	DISTRICT INDIRECT	TOTAL
		SALARIES	BENEFITS	PURCHASED SERVICES	MATERIAL SUPPLIES	OTHER EXPENSES	CAPITAL OUTLAY	TOTAL					
4-8 BASIC	102	900	255	57	91		4	1309	775	2085	119	2204	
9-12 BASIC	103	30661	8679	1874	3010	4	151	44382	25403	69785	3902	73688	
BASIC		31562	8934	1931	3102	4	156	45692	26178	71871	4021	75893	
9-12 BASIC W/ES 113		15259	4319	908	1459	1	73	22021	12313	34335	1891	36227	
ESE		15259	4319	908	1459	1	73	22021	12313	34335	1891	36227	
TOTAL FOR FEFP		46821	13254	2840	4561	6	229	67714	38492	106206	5913	112120	

FOOD SERVICE
 TRANSPORTATION

29

THOSE COSTS REPORTED IN THE COLUMN TITLED -SCHOOL INDIRECT- ARE DERIVED FROM TWO SOURCES: A) EXPENDITURES RECORDED BY SCHOOL AND B) SCHOOL LEVEL EXPENDITURES CENTRALLY RECORDED. FUNCTIONALLY DISTRIBUTED, THESE COSTS ARE AS REPORTED BELOW.

6100 PUPIL PERSONNEL	3247	6400 INSTR STAFF TRAINING	297	7700 CENTRAL SERVICES	1109
6200 INSTRUCTIONAL MEDIA	982	7300 SCHOOL ADMINISTRATION	26259	7900 OPERATION OF PLANT	1002
6300 INSTR & CURR DEVLPMNT	1407	7400 FACILITIES ACQ-CONSTR		8100 MAINTENANCE OF PLANT	2882
				8200 ADMIN. TECH. SERVICES	1027
				6500 INSTR. TECH. SERVICES	277

School District of Okaloosa County



EXHIBIT K-14

Schedule 3, School Program Cost Report Special Revenue Funds

For the Fiscal Year Ended June 30, 2014

FUND- 4
 SCHL- 0031 EDWINS ELEMENTARY SCHOOL

PROGRAM CATEGORY	NBR	DIRECT						TOTAL DIRECT	SCHOOL INDIRECT	SCHOOL COST	DISTRICT INDIRECT	TOTAL
		SALARIES	BENEFITS	PURCHASED SERVICES	MATERIAL SUPPLIES	OTHER EXPENSES	CAPITAL OUTLAY					
K-3 BASIC	101	81035	22483	9185	25901	370	37144	176121	42934	219055	13402	232457
4-8 BASIC	102	33798	9377	4007	11300	161	16205	74850	18731	93582	5847	99429
BASIC		114834	31861	13192	37201	532	53349	250971	61666	312637	19249	331887
ESOL	130	9	1		18	12	27	70	1504	1575	504	2079
ESOL		9	1		18	12	27	70	1504	1575	504	2079
PK-3 BASIC W/ES	111	89219	32334	102	255	289	330	122531	27242	149774	9622	159396
4-8 BASIC W/ESE	112	37830	13709	44	112	126	144	51969	11955	63924	4222	68147
ESE LEVEL 4	254	3224	1168	3	8	10	11	4426	947	5374	334	5709
ESE		130274	47212	150	376	426	486	178927	40146	219073	14180	233253
TOTAL FOR FEFP		245118	79075	13344	37597	971	53863	429969	103316	533286	33934	567221
FOOD SERVICE									260661		10971	
TRANSPORTATION											43	

THOSE COSTS REPORTED IN THE COLUMN TITLED -SCHOOL INDIRECT- ARE DERIVED FROM TWO SOURCES: A) EXPENDITURES RECORDED BY SCHOOL AND B) SCHOOL LEVEL EXPENDITURES CENTRALLY RECORDED. FUNCTIONALLY DISTRIBUTED, THESE COSTS ARE AS REPORTED BELOW.

6100 PUPIL PERSONNEL	43537	6400 INSTR STAFF TRAINING	10598	7700 CENTRAL SERVICES
6200 INSTRUCTIONAL MEDIA		7300 SCHOOL ADMINISTRATION		7900 OPERATION OF PLANT
6300 INSTR & CURR DEVLPMNT	49179	7400 FACILITIES ACQ-CONSTR		8100 MAINTENANCE OF PLANT
				8200 ADMIN. TECH. SERVICES
				6500 INSTR. TECH. SERVICES

FUND- 4
 SCHL- 0041 BAKER SCHOOL

PROGRAM CATEGORY	NBR	DIRECT							TOTAL DIRECT	SCHOOL INDIRECT	SCHOOL COST	DISTRICT INDIRECT	TOTAL
		SALARIES	BENEFITS	PURCHASED SERVICES	MATERIAL SUPPLIES	OTHER EXPENSES	CAPITAL OUTLAY						
K-3 BASIC	101	110350	30614	132	14574	263	5779	161715	1681	163397	21421	184819	
4-8 BASIC	102	109452	30366	155	14457	284	10333	165050	1629	166679	20891	187571	
9-12 BASIC	103	104	15	26	447	154	3833	4580		4580	5406	9987	
BASIC		219907	60996	314	29479	702	19946	331346	3310	334657	47720	382377	
PK-3 BASIC W/ES	111	45034	16319	74	185	178	239	62031	5944	67976	6985	74961	
4-8 BASIC W/ESE	112	52482	19018	89	284	207	1325	73407	6696	80104	7899	88003	
9-12 BASIC W/ES	113	46943	17012	68	218	158	1015	65416	5132	70549	6054	76603	
ESE LEVEL 4	254	1550	562	2	8	6	40	2171	204	2376	241	2617	
ESE		146012	52911	235	696	550	2621	203028	17977	221006	21179	242185	
VOCATIONAL,6-12	300	21	3	5	90	31	779	931		931	1099	2031	
VOCATIONAL PGM		21	3	5	90	31	779	931		931	1099	2031	
TOTAL FOR FEFP		365940	113911	554	30267	1283	23347	535306	21288	556595	70000	626595	
FOOD SERVICE									436695		34837		
TRANSPORTATION											122		

THOSE COSTS REPORTED IN THE COLUMN TITLED -SCHOOL INDIRECT- ARE DERIVED FROM TWO SOURCES: A) EXPENDITURES RECORDED BY SCHOOL AND B) SCHOOL LEVEL EXPENDITURES CENTRALLY RECORDED. FUNCTIONALLY DISTRIBUTED, THESE COSTS ARE AS REPORTED BELOW.

6100 PUPIL PERSONNEL	4467	6400 INSTR STAFF TRAINING	7700 CENTRAL SERVICES
6200 INSTRUCTIONAL MEDIA		7300 SCHOOL ADMINISTRATION	7900 OPERATION OF PLANT
6300 INSTR & CURR DEVLPMNT	16820	7400 FACILITIES ACQ-CONSTR	8100 MAINTENANCE OF PLANT
			8200 ADMIN. TECH. SERVICES
			6500 INSTR. TECH. SERVICES

FUND- 4
 SCHL- 0051 BOB SIKES ELEMENTARY SCHOOL

PROGRAM CATEGORY	NBR	DIRECT						TOTAL DIRECT	SCHOOL INDIRECT	SCHOOL COST	DISTRICT INDIRECT	TOTAL
		SALARIES	BENEFITS	PURCHASED SERVICES	MATERIAL SUPPLIES	OTHER EXPENSES	CAPITAL OUTLAY					
K-3 BASIC	101	143790	39891	11	13896	734	15911	214236	28460	242696	28369	271066
4-8 BASIC	102	87560	24298	4	5018	265	5745	122891	10277	133168	10244	143413
BASIC		231350	64189	15	18914	999	21657	337127	38737	375865	38613	414479
ESOL	130	3			5	4	8	22	450	473	163	637
ESOL		3			5	4	8	22	450	473	163	637
PK-3 BASIC W/ES	111	109	34	64	161	108	209	688	14060	14748	6092	20841
4-8 BASIC W/ESE	112	88	27	52	130	87	168	554	11331	11885	4909	16795
ESE LEVEL 5	255	2		1	4	2	5	17	361	378	156	535
ESE		200	63	118	296	198	382	1260	25752	27013	11158	38172
TOTAL FOR FEFP		231554	64253	134	19217	1202	22049	338411	64940	403352	49936	453289
FOOD SERVICE									323831		22049	
TRANSPORTATION											76	

THOSE COSTS REPORTED IN THE COLUMN TITLED -SCHOOL INDIRECT- ARE DERIVED FROM TWO SOURCES: A) EXPENDITURES RECORDED BY SCHOOL AND B) SCHOOL LEVEL EXPENDITURES CENTRALLY RECORDED. FUNCTIONALLY DISTRIBUTED, THESE COSTS ARE AS REPORTED BELOW.

6100 PUPIL PERSONNEL	2546	6400 INSTR STAFF TRAINING	7700 CENTRAL SERVICES
6200 INSTRUCTIONAL MEDIA		7300 SCHOOL ADMINISTRATION	7900 OPERATION OF PLANT
6300 INSTR & CURR DEVLPMNT	62393	7400 FACILITIES ACQ-CONSTR	8100 MAINTENANCE OF PLANT
			8200 ADMIN. TECH. SERVICES
			6500 INSTR. TECH. SERVICES

FUND- 4
 SCHL- 0082 MEIGS MIDDLE SCHOOL

PROGRAM CATEGORY	NBR	DIRECT						TOTAL DIRECT	SCHOOL INDIRECT	SCHOOL COST	DISTRICT INDIRECT	TOTAL
		SALARIES	BENEFITS	PURCHASED SERVICES	MATERIAL SUPPLIES	OTHER EXPENSES	CAPITAL OUTLAY					
4-8 BASIC	102	154	22	39	338	197	17568	18321	32361	50683	8028	58712
BASIC		154	22	39	338	197	17568	18321	32361	50683	8028	58712
ESOL	130	1			2	1	148	154	273	428	67	496
ESOL		1			2	1	148	154	273	428	67	496
4-8 BASIC W/ESE	112	72273	26191	109	267	170	4525	103538	23805	127343	9646	136990
ESE LEVEL 4	254	666	241	1	3	2	54	969	287	1256	116	1372
ESE		72940	26432	110	271	173	4579	104507	24092	128600	9762	138362
TOTAL FOR FEFP		73096	26455	150	612	371	22297	122984	56727	179712	17859	197571
FOOD SERVICE									212406		11458	
TRANSPORTATION											42	

THOSE COSTS REPORTED IN THE COLUMN TITLED -SCHOOL INDIRECT- ARE DERIVED FROM TWO SOURCES: A) EXPENDITURES RECORDED BY SCHOOL AND B) SCHOOL LEVEL EXPENDITURES CENTRALLY RECORDED. FUNCTIONALLY DISTRIBUTED, THESE COSTS ARE AS REPORTED BELOW.

6100 PUPIL PERSONNEL	6400 INSTR STAFF TRAINING	7700 CENTRAL SERVICES
6200 INSTRUCTIONAL MEDIA	7300 SCHOOL ADMINISTRATION	7900 OPERATION OF PLANT
6300 INSTR & CURR DEVLPMNT	56727 7400 FACILITIES ACQ-CONSTR	8100 MAINTENANCE OF PLANT
		8200 ADMIN. TECH. SERVICES
		6500 INSTR. TECH. SERVICES

FUND- 4
 SCHL- 0092 SHOAL RIVER MIDDLE SCHOOL

PROGRAM	NBR	DIRECT						TOTAL DIRECT	SCHOOL INDIRECT	SCHOOL COST	DISTRICT INDIRECT	TOTAL
		SALARIES	BENEFITS	PURCHASED SERVICES	MATERIAL SUPPLIES	OTHER EXPENSES	CAPITAL OUTLAY					
4-8 BASIC	102	228	33	57	3870	345	2352	6888	30660	37548	11864	49413
BASIC		228	33	57	3870	345	2352	6888	30660	37548	11864	49413
ESOL	130				12	1	7	21	97	119	37	156
ESOL					12	1	7	21	97	119	37	156
4-8 BASIC W/ESE	112	34785	12598	145	1095	238	815	49679	29527	79207	12796	92003
ESE LEVEL 5	255	937	339	3	29	6	21	1338	795	2134	344	2479
ESE		35722	12938	149	1125	244	837	51018	30323	81341	13141	94483
TOTAL FOR FEFP		35952	12971	207	5008	591	3197	57928	61080	119009	25043	144052
FOOD SERVICE									257652		17843	
TRANSPORTATION											65	

THOSE COSTS REPORTED IN THE COLUMN TITLED -SCHOOL INDIRECT- ARE DERIVED FROM TWO SOURCES: A) EXPENDITURES RECORDED BY SCHOOL AND B) SCHOOL LEVEL EXPENDITURES CENTRALLY RECORDED. FUNCTIONALLY DISTRIBUTED, THESE COSTS ARE AS REPORTED BELOW.

6100 PUPIL PERSONNEL	4628	6400 INSTR STAFF TRAINING	7700 CENTRAL SERVICES
6200 INSTRUCTIONAL MEDIA		7300 SCHOOL ADMINISTRATION	7900 OPERATION OF PLANT
6300 INSTR & CURR DEVLPMNT	56451	7400 FACILITIES ACQ-CONSTR	8100 MAINTENANCE OF PLANT
			8200 ADMIN. TECH. SERVICES
			6500 INSTR. TECH. SERVICES

FUND- 4
 SCHL- 0121 RUCKEL MIDDLE SCHOOL

PROGRAM	NBR	DIRECT						TOTAL DIRECT	SCHOOL INDIRECT	SCHOOL COST	DISTRICT INDIRECT	TOTAL
		SALARIES	BENEFITS	PURCHASED SERVICES	MATERIAL SUPPLIES	OTHER EXPENSES	CAPITAL OUTLAY					
4-8 BASIC	102	241	35	60	3228	378	11352	15297		15297	12512	27809
BASIC		241	35	60	3228	378	11352	15297		15297	12512	27809
ESOL	130				5		18	24		24	19	44
ESOL					5		18	24		24	19	44
4-8 BASIC W/ESE	112	14119	5105	176	1115	453	3236	24206	11438	35645	15547	51192
ESE LEVEL 4	254	6919	2507	6	38	15	110	9598	391	9989	532	10522
ESE LEVEL 5	255	1			1	1	1	7	42	49	57	107
ESE		21040	7613	183	1154	470	3349	33811	11872	45684	16138	61823
TOTAL FOR FEFP		21282	7648	244	4388	849	14720	49133	11872	61006	28671	89677
FOOD SERVICE										376394	21338	
TRANSPORTATION											83	

THOSE COSTS REPORTED IN THE COLUMN TITLED -SCHOOL INDIRECT- ARE DERIVED FROM TWO SOURCES: A) EXPENDITURES RECORDED BY SCHOOL AND B) SCHOOL LEVEL EXPENDITURES CENTRALLY RECORDED. FUNCTIONALLY DISTRIBUTED, THESE COSTS ARE AS REPORTED BELOW.

6100 PUPIL PERSONNEL	2903	6400 INSTR STAFF TRAINING	7700 CENTRAL SERVICES
6200 INSTRUCTIONAL MEDIA		7300 SCHOOL ADMINISTRATION	7900 OPERATION OF PLANT
6300 INSTR & CURR DEVLPMNT	8968	7400 FACILITIES ACQ-CONSTR	8100 MAINTENANCE OF PLANT
			8200 ADMIN. TECH. SERVICES
			6500 INSTR. TECH. SERVICES

FUND- 4
 SCHL- 0131 DESTIN ELEMENTARY

PROGRAM CATEGORY	NBR	DIRECT						TOTAL DIRECT	SCHOOL INDIRECT	SCHOOL COST	DISTRICT INDIRECT	TOTAL
		SALARIES	BENEFITS	PURCHASED SERVICES	MATERIAL SUPPLIES	OTHER EXPENSES	CAPITAL OUTLAY					
K-3 BASIC	101	166	24	9	309	212	459	1182	15400	16583	8477	25061
4-8 BASIC	102	29	4	1	55	37	82	211	2753	2964	1515	4480
BASIC		196	28	11	364	250	541	1393	18153	19547	9993	29541
ESOL	130	21	3	1	40	27	59	153	2002	2156	1102	3258
ESOL		21	3	1	40	27	59	153	2002	2156	1102	3258
PK-3 BASIC W/ES	111	5796	2089	144	361	241	466	9100	18224	27324	13590	40915
4-8 BASIC W/ESE	112	1913	689	47	119	79	153	3003	6014	9017	4485	13503
ESE LEVEL 4	254	22	8		1		1	34	69	104	52	157
ESE		7732	2787	192	481	322	622	12138	24308	36447	18128	54575
TOTAL FOR FEFP		7950	2819	205	886	600	1223	13686	44464	58151	29224	87375
FOOD SERVICE									256236		20577	
TRANSPORTATION											76	

THOSE COSTS REPORTED IN THE COLUMN TITLED -SCHOOL INDIRECT- ARE DERIVED FROM TWO SOURCES: A) EXPENDITURES RECORDED BY SCHOOL AND B) SCHOOL LEVEL EXPENDITURES CENTRALLY RECORDED. FUNCTIONALLY DISTRIBUTED, THESE COSTS ARE AS REPORTED BELOW.

6100 PUPIL PERSONNEL	6400 INSTR STAFF TRAINING	7700 CENTRAL SERVICES
6200 INSTRUCTIONAL MEDIA	7300 SCHOOL ADMINISTRATION	7900 OPERATION OF PLANT
6300 INSTR & CURR DEVLPMNT	44464 7400 FACILITIES ACQ-CONSTR	8100 MAINTENANCE OF PLANT
		8200 ADMIN. TECH. SERVICES
		6500 INSTR. TECH. SERVICES

FUND- 4
 SCHL- 0151 EDGE ELEMENTARY

PROGRAM CATEGORY	NBR	DIRECT						TOTAL DIRECT	SCHOOL INDIRECT	SCHOOL COST	DISTRICT INDIRECT	TOTAL
		SALARIES	BENEFITS	PURCHASED SERVICES	MATERIAL SUPPLIES	OTHER EXPENSES	CAPITAL OUTLAY					
K-3 BASIC	101	113	16	6	209	144	311	801	14512	15314	5747	21061
4-8 BASIC	102	44	6	2	82	56	122	314	5698	6013	2256	8270
BASIC		157	22	9	291	200	434	1116	20210	21327	8004	29332
ESOL	130				1	1	2	5	104	109	41	151
ESOL					1	1	2	5	104	109	41	151
PK-3 BASIC W/ES	111	35104	12716	110	275	184	355	48747	27353	76100	10374	86475
4-8 BASIC W/ESE	112	5742	2078	37	94	63	121	8137	9341	17479	3543	21022
ESE		40846	14795	148	369	247	477	56884	36695	93579	13918	107497
TOTAL FOR FEFP		41004	14818	157	663	449	913	58006	57009	115016	21964	136981
FOOD SERVICE									201424		15669	
TRANSPORTATION											58	

THOSE COSTS REPORTED IN THE COLUMN TITLED -SCHOOL INDIRECT- ARE DERIVED FROM TWO SOURCES: A) EXPENDITURES RECORDED BY SCHOOL AND B) SCHOOL LEVEL EXPENDITURES CENTRALLY RECORDED. FUNCTIONALLY DISTRIBUTED, THESE COSTS ARE AS REPORTED BELOW.

6100 PUPIL PERSONNEL	9389	6400 INSTR STAFF TRAINING	7700 CENTRAL SERVICES
6200 INSTRUCTIONAL MEDIA		7300 SCHOOL ADMINISTRATION	7900 OPERATION OF PLANT
6300 INSTR & CURR DEVLPMNT	47619	7400 FACILITIES ACQ-CONSTR	8100 MAINTENANCE OF PLANT
			8200 ADMIN. TECH. SERVICES
			6500 INSTR. TECH. SERVICES

FUND- 4
 SCHL- 0161 EGLIN ELEMENTARY

PROGRAM CATEGORY	NBR	DIRECT						TOTAL DIRECT	SCHOOL INDIRECT	SCHOOL COST	DISTRICT INDIRECT	TOTAL
		SALARIES	BENEFITS	PURCHASED SERVICES	MATERIAL SUPPLIES	OTHER EXPENSES	CAPITAL OUTLAY					
K-3 BASIC	101	135	19	8	3897	357	8478	12896	49686	62583	6903	69487
4-8 BASIC	102	15	2		451	41	982	1495	5760	7255	800	8055
BASIC		151	22	9	4349	398	9461	14392	55446	69838	7704	77542
ESOL	130				15	1	34	52	200	252	27	280
ESOL					15	1	34	52	200	252	27	280
PK-3 BASIC W/ES	111	139	43	82	1025	179	2088	3558	28617	32175	7741	39917
4-8 BASIC W/ESE	112	35	11	20	258	45	526	897	7215	8113	1952	10065
ESE LEVEL 5	255						1	2	21	24	5	29
ESE		174	54	103	1284	224	2616	4458	35854	40312	9699	50012
TOTAL FOR FEFP		326	77	112	5649	624	12112	18902	91501	110404	17431	127836
FOOD SERVICE									187514		11249	
TRANSPORTATION											39	

THOSE COSTS REPORTED IN THE COLUMN TITLED -SCHOOL INDIRECT- ARE DERIVED FROM TWO SOURCES: A) EXPENDITURES RECORDED BY SCHOOL AND B) SCHOOL LEVEL EXPENDITURES CENTRALLY RECORDED. FUNCTIONALLY DISTRIBUTED, THESE COSTS ARE AS REPORTED BELOW.

6100 PUPIL PERSONNEL	6400 INSTR STAFF TRAINING	7700 CENTRAL SERVICES
6200 INSTRUCTIONAL MEDIA	7300 SCHOOL ADMINISTRATION	7900 OPERATION OF PLANT
6300 INSTR & CURR DEVLPMNT	91501 7400 FACILITIES ACQ-CONSTR	8100 MAINTENANCE OF PLANT
		8200 ADMIN. TECH. SERVICES
		6500 INSTR. TECH. SERVICES

FUND- 4
 SCHL- 0201 LAUREL HILL SCHOOL

PROGRAM CATEGORY	NBR	DIRECT							TOTAL DIRECT	SCHOOL INDIRECT	SCHOOL COST	DISTRICT INDIRECT	TOTAL
		SALARIES	BENEFITS	PURCHASED SERVICES	MATERIAL SUPPLIES	OTHER EXPENSES	CAPITAL OUTLAY	TOTAL					
K-3 BASIC	101	42373	11756	2	615	67	3079	57895	1347	59242	7134	66376	
4-8 BASIC	102	43729	12130	16	1445	222	4512	62056	1798	63855	9590	73445	
9-12 BASIC	103	41	6	10	480	137	373	1049		1049	2142	3192	
BASIC		86143	23893	29	2540	427	7965	121001	3145	124147	18867	143014	
PK-3 BASIC W/ES	111	9857	3572	14	36	24	46	13551	2275	15826	1363	17190	
4-8 BASIC W/ESE	112	17257	6253	26	153	60	139	23891	3929	27821	2364	30185	
9-12 BASIC W/ES	113	13041	4726	20	117	46	106	18059	3010	21070	1811	22881	
ESE LEVEL 5	255	1529	554	2	13	5	12	2117	353	2470	212	2683	
ESE		41686	15106	64	320	137	305	57620	9568	67189	5751	72941	
VOCATIONAL,6-12	300	17	2	4	199	57	154	434		434	888	1323	
VOCATIONAL PGM		17	2	4	199	57	154	434		434	888	1323	
TOTAL FOR FEFP		127847	39002	98	3060	622	8425	179056	12714	191771	25507	217278	
FOOD SERVICE										237958	10517		
TRANSPORTATION											36		

THOSE COSTS REPORTED IN THE COLUMN TITLED -SCHOOL INDIRECT- ARE DERIVED FROM TWO SOURCES: A) EXPENDITURES RECORDED BY SCHOOL AND B) SCHOOL LEVEL EXPENDITURES CENTRALLY RECORDED. FUNCTIONALLY DISTRIBUTED, THESE COSTS ARE AS REPORTED BELOW.

6100 PUPIL PERSONNEL	4302	6400 INSTR STAFF TRAINING	7700 CENTRAL SERVICES
6200 INSTRUCTIONAL MEDIA		7300 SCHOOL ADMINISTRATION	7900 OPERATION OF PLANT
6300 INSTR & CURR DEVLPMNT	8411	7400 FACILITIES ACQ-CONSTR	8100 MAINTENANCE OF PLANT
			8200 ADMIN. TECH. SERVICES
			6500 INSTR. TECH. SERVICES

FUND- 4
 SCHL- 0211 NICEVILLE SENIOR HIGH SCHOOL

PROGRAM CATEGORY	NBR	DIRECT						TOTAL DIRECT	SCHOOL INDIRECT	SCHOOL COST	DISTRICT INDIRECT	TOTAL
		SALARIES	BENEFITS	PURCHASED SERVICES	MATERIAL SUPPLIES	OTHER EXPENSES	CAPITAL OUTLAY					
4-8 BASIC	102									4	4	
9-12 BASIC	103	462	67	116	3689	761	4561	9659	9659	23988	33648	
BASIC		462	67	116	3689	761	4562	9660	9660	23992	33653	
ESOL	130				6	1	7	16	16	40	57	
ESOL					6	1	7	16	16	40	57	
4-8 BASIC W/ESE	112	6	2	16				26	5	32	39	
9-12 BASIC W/ES	113	27018	9769	66923	1469	558	1806	107546	23209	130756	159859	
ESE LEVEL 4	254	95	34	237	5	1	6	381	82	464	567	
ESE LEVEL 5	255	524	189	1297	14	10	19	2055	450	2505	3067	
ESE		27644	9995	68475	1490	570	1832	110010	23747	133758	163534	
VOCATIONAL,6-12	300	36	5	9	289	59	357	757		757	2639	
VOCATIONAL PGM		36	5	9	289	59	357	757		757	2639	
TOTAL FOR FEFP		28144	10068	68601	5475	1393	6760	120444	23747	144192	199884	
FOOD SERVICE									517869		43648	
TRANSPORTATION											166	

THOSE COSTS REPORTED IN THE COLUMN TITLED -SCHOOL INDIRECT- ARE DERIVED FROM TWO SOURCES: A) EXPENDITURES RECORDED BY SCHOOL AND B) SCHOOL LEVEL EXPENDITURES CENTRALLY RECORDED. FUNCTIONALLY DISTRIBUTED, THESE COSTS ARE AS REPORTED BELOW.

6100 PUPIL PERSONNEL	5809	6400 INSTR STAFF TRAINING	7700 CENTRAL SERVICES
6200 INSTRUCTIONAL MEDIA		7300 SCHOOL ADMINISTRATION	7900 OPERATION OF PLANT
6300 INSTR & CURR DEVLPMNT	17937	7400 FACILITIES ACQ-CONSTR	8100 MAINTENANCE OF PLANT
			8200 ADMIN. TECH. SERVICES
			6500 INSTR. TECH. SERVICES

FUND- 4
 SCHL- 0222 NORTHWOOD ELEMENTARY

PROGRAM CATEGORY	NBR	DIRECT							TOTAL DIRECT	SCHOOL INDIRECT	SCHOOL COST	DISTRICT INDIRECT	TOTAL
		SALARIES	BENEFITS	PURCHASED SERVICES	MATERIAL SUPPLIES	OTHER EXPENSES	CAPITAL OUTLAY						
K-3 BASIC	101	135642	37634	9	30859	1198	37670	243013	26017	269031	22861	291893	
4-8 BASIC	102	57381	15921	3	12375	480	15106	101267	10433	111701	9167	120868	
BASIC		193023	53555	12	43234	1678	52776	344281	36451	380733	32029	412762	
ESOL	130	3			5	3	8	21	304	325	155	481	
ESOL		3			5	3	8	21	304	325	155	481	
PK-3 BASIC W/ES	111	73018	26456	165	413	352	533	100939	32468	133408	15554	148962	
4-8 BASIC W/ESE	112	25396	9201	57	143	122	185	35107	11292	46400	5409	51810	
ESE LEVEL 4	254	8361	3029	18	47	40	61	11558	3717	15276	1781	17057	
ESE LEVEL 5	255	1816	658	4	10	8	13	2511	807	3318	386	3705	
ESE		108592	39345	246	614	523	793	150115	48287	198403	23132	221535	
TOTAL FOR FEFP		301618	92901	259	43855	2206	53578	494419	85042	579462	55316	634778	
FOOD SERVICE									377818		18462		
TRANSPORTATION											71		

THOSE COSTS REPORTED IN THE COLUMN TITLED -SCHOOL INDIRECT- ARE DERIVED FROM TWO SOURCES: A) EXPENDITURES RECORDED BY SCHOOL AND B) SCHOOL LEVEL EXPENDITURES CENTRALLY RECORDED. FUNCTIONALLY DISTRIBUTED, THESE COSTS ARE AS REPORTED BELOW.

6100 PUPIL PERSONNEL	3828	6400 INSTR STAFF TRAINING	10202	7700 CENTRAL SERVICES
6200 INSTRUCTIONAL MEDIA	1036	7300 SCHOOL ADMINISTRATION		7900 OPERATION OF PLANT
6300 INSTR & CURR DEVLPMNT	69973	7400 FACILITIES ACQ-CONSTR		8100 MAINTENANCE OF PLANT
				8200 ADMIN. TECH. SERVICES
				6500 INSTR. TECH. SERVICES

FUND- 4
 SCHL- 0241 SILVER SANDS SCHOOL

PROGRAM CATEGORY	NBR	DIRECT						TOTAL DIRECT	SCHOOL INDIRECT	SCHOOL COST	DISTRICT INDIRECT	TOTAL
		SALARIES	BENEFITS	PURCHASED SERVICES	MATERIAL SUPPLIES	OTHER EXPENSES	CAPITAL OUTLAY					
ESE LEVEL 4	254	278313	100632	230	837	987	4541	385542	32644	418186	30003	448190
ESE LEVEL 5	255	118439	42554	95	346	408	1880	163724	13513	177237	12420	189658
ESE		396753	143186	325	1183	1396	6421	549266	46157	595424	42424	637849
TOTAL FOR FEFP		396753	143186	325	1183	1396	6421	549266	46157	595424	42424	637849
FOOD SERVICE									96881		3000	
TRANSPORTATION											20	

THOSE COSTS REPORTED IN THE COLUMN TITLED -SCHOOL INDIRECT- ARE DERIVED FROM TWO SOURCES: A) EXPENDITURES RECORDED BY SCHOOL AND B) SCHOOL LEVEL EXPENDITURES CENTRALLY RECORDED. FUNCTIONALLY DISTRIBUTED, THESE COSTS ARE AS REPORTED BELOW.

6100 PUPIL PERSONNEL	5639	6400 INSTR STAFF TRAINING	7700 CENTRAL SERVICES
6200 INSTRUCTIONAL MEDIA	7300 SCHOOL ADMINISTRATION	7900 OPERATION OF PLANT	
6300 INSTR & CURR DEVLPMNT	40517	7400 FACILITIES ACQ-CONSTR	8100 MAINTENANCE OF PLANT
			8200 ADMIN. TECH. SERVICES
			6500 INSTR. TECH. SERVICES

FUND- 4
 SCHL- 0251 RIVERSIDE ELEMENTARY

PROGRAM CATEGORY	NBR	DIRECT						TOTAL DIRECT	SCHOOL INDIRECT	SCHOOL COST	DISTRICT INDIRECT	TOTAL
		SALARIES	BENEFITS	PURCHASED SERVICES	MATERIAL SUPPLIES	OTHER EXPENSES	CAPITAL OUTLAY					
K-3 BASIC	101	67548	18724	889	63212	295	60391	211062	36043	247105	31028	278134
4-8 BASIC	102	136586	37905	372	26484	123	25302	226774	15100	241875	13000	254875
BASIC		204134	56629	1262	89696	418	85693	437836	51143	488980	44029	533010
ESOL	130	4			8	5	12	32	487	520	233	753
ESOL		4			8	5	12	32	487	520	233	753
PK-3 BASIC W/ES	111	3925	1416	87	219	163	283	6095	13947	20043	8256	28299
4-8 BASIC W/ESE	112	2623	946	58	146	109	189	4073	9320	13393	5517	18910
ESE LEVEL 5	255	75	27	1	4	3	5	117	269	387	159	546
ESE		6624	2389	148	370	275	478	10286	23537	33823	13932	47756
TOTAL FOR FEFP		210764	59020	1411	90075	700	86184	448156	75168	523325	58195	581520
FOOD SERVICE									355595		23955	
TRANSPORTATION											82	

THOSE COSTS REPORTED IN THE COLUMN TITLED -SCHOOL INDIRECT- ARE DERIVED FROM TWO SOURCES: A) EXPENDITURES RECORDED BY SCHOOL AND B) SCHOOL LEVEL EXPENDITURES CENTRALLY RECORDED. FUNCTIONALLY DISTRIBUTED, THESE COSTS ARE AS REPORTED BELOW.

6100 PUPIL PERSONNEL	6484	6400 INSTR STAFF TRAINING	10967	7700 CENTRAL SERVICES
6200 INSTRUCTIONAL MEDIA	2335	7300 SCHOOL ADMINISTRATION		7900 OPERATION OF PLANT
6300 INSTR & CURR DEVLPMNT	55379	7400 FACILITIES ACQ-CONSTR		8100 MAINTENANCE OF PLANT
				8200 ADMIN. TECH. SERVICES
				6500 INSTR. TECH. SERVICES

FUND- 4
 SCHL- 0271 PRYOR MIDDLE SCHOOL

PROGRAM CATEGORY	NBR	DIRECT						TOTAL DIRECT	SCHOOL INDIRECT	SCHOOL COST	DISTRICT INDIRECT	TOTAL
		SALARIES	BENEFITS	PURCHASED SERVICES	MATERIAL SUPPLIES	OTHER EXPENSES	CAPITAL OUTLAY					
4-8 BASIC	102	164	23	41	360	279	1222	2092		2092	8536	10628
BASIC		164	23	41	360	279	1222	2092		2092	8536	10628
ESOL	130	5		1	11	9	40	69		69	281	350
ESOL		5		1	11	9	40	69		69	281	350
4-8 BASIC W/ESE	112	194	61	123	301	210	570	1461	37324	38785	10855	49641
ESE LEVEL 5	255	1		1	2	2	5	14	360	374	104	479
ESE		196	61	124	304	212	575	1475	37684	39160	10960	50120
TOTAL FOR FEFP		366	86	167	676	500	1838	3636	37684	41321	19778	61099
FOOD SERVICE									251515		13272	
TRANSPORTATION											48	

THOSE COSTS REPORTED IN THE COLUMN TITLED -SCHOOL INDIRECT- ARE DERIVED FROM TWO SOURCES: A) EXPENDITURES RECORDED BY SCHOOL AND B) SCHOOL LEVEL EXPENDITURES CENTRALLY RECORDED. FUNCTIONALLY DISTRIBUTED, THESE COSTS ARE AS REPORTED BELOW.

6100 PUPIL PERSONNEL	5531	6400 INSTR STAFF TRAINING	7700 CENTRAL SERVICES
6200 INSTRUCTIONAL MEDIA		7300 SCHOOL ADMINISTRATION	7900 OPERATION OF PLANT
6300 INSTR & CURR DEVLPMNT	32152	7400 FACILITIES ACQ-CONSTR	8100 MAINTENANCE OF PLANT
			8200 ADMIN. TECH. SERVICES
			6500 INSTR. TECH. SERVICES

FUND- 4
 SCHL- 0281 WRIGHT ELEMENTARY

PROGRAM CATEGORY	NBR	DIRECT						TOTAL DIRECT	SCHOOL INDIRECT	SCHOOL COST	DISTRICT INDIRECT	TOTAL
		SALARIES	BENEFITS	PURCHASED SERVICES	MATERIAL SUPPLIES	OTHER EXPENSES	CAPITAL OUTLAY					
K-3 BASIC	101	103175	28625	7	22109	1123	12891	167933	34961	202895	19270	222165
4-8 BASIC	102	164581	45680	3	10802	549	6298	227916	17082	244998	9415	254414
BASIC		267757	74305	11	32912	1672	19190	395850	52043	447893	28686	476580
ESOL	130	30	4	1	57	39	85	219	7575	7795	1573	9368
ESOL		30	4	1	57	39	85	219	7575	7795	1573	9368
PK-3 BASIC W/ES	111	83480	30255	75	188	126	243	114368	23986	138355	7086	145442
4-8 BASIC W/ESE	112	18747	6793	28	72	48	93	25784	9217	35001	2723	37724
ESE		102227	37049	104	260	174	336	140153	33203	173356	9809	183166
TOTAL FOR FEFP		370016	111359	117	33230	1886	19612	536222	92822	629045	40069	669115
FOOD SERVICE									337449		16950	
TRANSPORTATION											57	

THOSE COSTS REPORTED IN THE COLUMN TITLED -SCHOOL INDIRECT- ARE DERIVED FROM TWO SOURCES: A) EXPENDITURES RECORDED BY SCHOOL AND B) SCHOOL LEVEL EXPENDITURES CENTRALLY RECORDED. FUNCTIONALLY DISTRIBUTED, THESE COSTS ARE AS REPORTED BELOW.

6100 PUPIL PERSONNEL	10582	6400 INSTR STAFF TRAINING	377	7700 CENTRAL SERVICES
6200 INSTRUCTIONAL MEDIA		7300 SCHOOL ADMINISTRATION		7900 OPERATION OF PLANT
6300 INSTR & CURR DEVLPMNT	81861	7400 FACILITIES ACQ-CONSTR		8100 MAINTENANCE OF PLANT
				8200 ADMIN. TECH. SERVICES
				6500 INSTR. TECH. SERVICES

FUND- 4
 SCHL- 0431 SHALIMAR ELEMENTARY

PROGRAM CATEGORY	NBR	DIRECT						TOTAL DIRECT	SCHOOL INDIRECT	SCHOOL COST	DISTRICT INDIRECT	TOTAL
		SALARIES	BENEFITS	PURCHASED SERVICES	MATERIAL SUPPLIES	OTHER EXPENSES	CAPITAL OUTLAY					
K-3 BASIC	101	104651	29035	7	15308	179	10045	159227	54079	213306	18865	232172
4-8 BASIC	102	121906	33835	3	6315	74	4144	166279	22312	188591	7783	196374
BASIC		226558	62870	10	21623	253	14189	325506	76392	401898	26648	428547
ESOL	130	12	1		23	16	34	89	5082	5171	641	5813
ESOL		12	1		23	16	34	89	5082	5171	641	5813
PK-3 BASIC W/ES	111	30514	11054	92	231	162	299	42355	25556	67911	8716	76628
4-8 BASIC W/ESE	112	20906	7575	42	106	74	137	28842	11739	40582	4004	44586
ESE LEVEL 5	255	510	184	2	6	4	7	716	679	1396	231	1628
ESE		51932	18814	137	344	241	444	71914	37975	109890	12953	122843
TOTAL FOR FEFP		278503	81686	149	21991	511	14668	397510	119449	516960	40243	557204
FOOD SERVICE									218602		16984	
TRANSPORTATION											61	

THOSE COSTS REPORTED IN THE COLUMN TITLED -SCHOOL INDIRECT- ARE DERIVED FROM TWO SOURCES: A) EXPENDITURES RECORDED BY SCHOOL AND B) SCHOOL LEVEL EXPENDITURES CENTRALLY RECORDED. FUNCTIONALLY DISTRIBUTED, THESE COSTS ARE AS REPORTED BELOW.

6100 PUPIL PERSONNEL	9933	6400 INSTR STAFF TRAINING	294	7700 CENTRAL SERVICES
6200 INSTRUCTIONAL MEDIA		7300 SCHOOL ADMINISTRATION		7900 OPERATION OF PLANT
6300 INSTR & CURR DEVLPMNT	109220	7400 FACILITIES ACQ-CONSTR		8100 MAINTENANCE OF PLANT
				8200 ADMIN. TECH. SERVICES
				6500 INSTR. TECH. SERVICES

FUND- 4
 SCHL- 0541 ELLIOTT POINT ELEMENTARY

PROGRAM CATEGORY	NBR	DIRECT						TOTAL DIRECT	SCHOOL INDIRECT	SCHOOL COST	DISTRICT INDIRECT	TOTAL
		SALARIES	BENEFITS	PURCHASED SERVICES	MATERIAL SUPPLIES	OTHER EXPENSES	CAPITAL OUTLAY					
K-3 BASIC	101	113401	31462	84	41894	439	17289	204572	55657	260230	20286	280516
4-8 BASIC	102	95065	26383	33	16501	172	6810	144967	21922	166890	7990	174880
BASIC		208467	57846	118	58395	612	24099	349540	77580	427120	28276	455397
ESOL	130	10	1		20	14	30	77	3432	3510	558	4068
ESOL		10	1		20	14	30	77	3432	3510	558	4068
PK-3 BASIC W/ES	111	51113	18520	96	240	261	310	70542	32945	103487	9043	112531
4-8 BASIC W/ESE	112	24782	8979	46	115	126	149	34200	15902	50103	4365	54468
ESE LEVEL 4	254	3163	1146	6	15	16	19	4367	2090	6457	573	7031
ESE		79058	28647	148	371	404	479	109110	50938	160049	13981	174031
TOTAL FOR FEFP		287537	86495	267	58787	1030	24609	458728	131950	590679	42817	633497
FOOD SERVICE									305807		15225	
TRANSPORTATION											56	

THOSE COSTS REPORTED IN THE COLUMN TITLED -SCHOOL INDIRECT- ARE DERIVED FROM TWO SOURCES: A) EXPENDITURES RECORDED BY SCHOOL AND B) SCHOOL LEVEL EXPENDITURES CENTRALLY RECORDED. FUNCTIONALLY DISTRIBUTED, THESE COSTS ARE AS REPORTED BELOW.

6100 PUPIL PERSONNEL	24215	6400 INSTR STAFF TRAINING	148	7700 CENTRAL SERVICES
6200 INSTRUCTIONAL MEDIA		7300 SCHOOL ADMINISTRATION		7900 OPERATION OF PLANT
6300 INSTR & CURR DEVLPMNT	107585	7400 FACILITIES ACQ-CONSTR		8100 MAINTENANCE OF PLANT
				8200 ADMIN. TECH. SERVICES
				6500 INSTR. TECH. SERVICES

FUND- 4
 SCHL- 0561 MARY ESTHER ELEMENTARY

PROGRAM CATEGORY	NBR	DIRECT						TOTAL DIRECT	SCHOOL INDIRECT	SCHOOL COST	DISTRICT INDIRECT	TOTAL
		SALARIES	BENEFITS	PURCHASED SERVICES	MATERIAL SUPPLIES	OTHER EXPENSES	CAPITAL OUTLAY					
K-3 BASIC	101	131564	36505	8	26324	671	23727	218801	35069	253871	20087	273959
4-8 BASIC	102	84426	23430	3	10589	270	9544	128264	14107	142372	8080	150453
BASIC		215991	59935	11	36913	941	33272	347066	49177	396244	28168	424412
ESOL	130	14	2		611	32	714	1376	3670	5046	747	5793
ESOL		14	2		611	32	714	1376	3670	5046	747	5793
PK-3 BASIC W/ES	111	32457	11758	94	1632	378	1915	48237	25668	73905	8902	82808
4-8 BASIC W/ESE	112	14836	5374	43	746	173	875	22049	11733	33782	4069	37852
ESE		47293	17132	138	2379	551	2791	70286	37401	107688	12971	120660
TOTAL FOR FEFP		263299	77070	150	39904	1525	36778	418729	90249	508979	41887	550866
FOOD SERVICE									328826		16263	
TRANSPORTATION											58	

THOSE COSTS REPORTED IN THE COLUMN TITLED -SCHOOL INDIRECT- ARE DERIVED FROM TWO SOURCES: A) EXPENDITURES RECORDED BY SCHOOL AND B) SCHOOL LEVEL EXPENDITURES CENTRALLY RECORDED. FUNCTIONALLY DISTRIBUTED, THESE COSTS ARE AS REPORTED BELOW.

6100 PUPIL PERSONNEL	4732	6400 INSTR STAFF TRAINING	7700 CENTRAL SERVICES
6200 INSTRUCTIONAL MEDIA		7300 SCHOOL ADMINISTRATION	7900 OPERATION OF PLANT
6300 INSTR & CURR DEVLPMNT	85516	7400 FACILITIES ACQ-CONSTR	8100 MAINTENANCE OF PLANT
			8200 ADMIN. TECH. SERVICES
			6500 INSTR. TECH. SERVICES

FUND- 4
 SCHL- 0571 PLEW ELEMENTARY

PROGRAM CATEGORY	NBR	DIRECT						TOTAL DIRECT	SCHOOL INDIRECT	SCHOOL COST	DISTRICT INDIRECT	TOTAL
		SALARIES	BENEFITS	PURCHASED SERVICES	MATERIAL SUPPLIES	OTHER EXPENSES	CAPITAL OUTLAY					
K-3 BASIC	101	144	21	8	267	183	398	1024	19788	20813	7342	28155
4-8 BASIC	102	49	7	2	91	62	135	349	6756	7106	2506	9612
BASIC		193	28	11	359	246	534	1373	26545	27919	9849	37768
ESOL	130	1			3	2	4	12	238	250	88	338
ESOL		1			3	2	4	12	238	250	88	338
PK-3 BASIC W/ES	111	228	71	135	337	815	435	2024	29063	31087	12695	43782
4-8 BASIC W/ESE	112	76	24	45	113	273	146	678	9747	10426	4257	14684
ESE		305	96	180	450	1089	581	2703	38810	41513	16952	58466
TOTAL FOR FEFP		500	124	192	812	1338	1120	4089	65593	69683	26890	96573
FOOD SERVICE									241876		18444	
TRANSPORTATION											69	

THOSE COSTS REPORTED IN THE COLUMN TITLED -SCHOOL INDIRECT- ARE DERIVED FROM TWO SOURCES: A) EXPENDITURES RECORDED BY SCHOOL AND B) SCHOOL LEVEL EXPENDITURES CENTRALLY RECORDED. FUNCTIONALLY DISTRIBUTED, THESE COSTS ARE AS REPORTED BELOW.

6100 PUPIL PERSONNEL	9389	6400 INSTR STAFF TRAINING	7700 CENTRAL SERVICES
6200 INSTRUCTIONAL MEDIA		7300 SCHOOL ADMINISTRATION	7900 OPERATION OF PLANT
6300 INSTR & CURR DEVLPMNT	56203	7400 FACILITIES ACQ-CONSTR	8100 MAINTENANCE OF PLANT
			8200 ADMIN. TECH. SERVICES
			6500 INSTR. TECH. SERVICES

FUND- 4
 SCHL- 0581 CHOCTAWHATCHEE HIGH

PROGRAM CATEGORY	NBR	DIRECT						TOTAL DIRECT	SCHOOL INDIRECT	SCHOOL COST	DISTRICT INDIRECT	TOTAL
		SALARIES	BENEFITS	PURCHASED SERVICES	MATERIAL SUPPLIES	OTHER EXPENSES	CAPITAL OUTLAY					
4-8 BASIC	102									2	2	
9-12 BASIC	103	397	57	100	2379	575	5557	9068	9068	20604	29672	
BASIC		397	57	100	2380	575	5557	9068	9068	20606	29675	
ESOL	130	7	1	1	43	10	101	165	165	375	541	
ESOL		7	1	1	43	10	101	165	165	375	541	
9-12 BASIC W/ES	113	33940	12283	261	983	423	1803	49696	35878	85575	108612	
ESE LEVEL 4	254	512	185	3	14	6	27	750	541	1291	1639	
ESE LEVEL 5	255	1196	432	9	34	14	63	1751	1264	3015	3827	
ESE		35648	12902	274	1033	445	1894	52198	37684	89883	114079	
VOCATIONAL,6-12	300	19	2	4	115	27	268	438		438	1435	
VOCATIONAL PGM		19	2	4	115	27	268	438		438	1435	
TOTAL FOR FEFP		36072	12963	381	3571	1058	7822	61871	37684	99556	145731	
FOOD SERVICE									328203		35359	
TRANSPORTATION									104		129	

THOSE COSTS REPORTED IN THE COLUMN TITLED -SCHOOL INDIRECT- ARE DERIVED FROM TWO SOURCES: A) EXPENDITURES RECORDED BY SCHOOL AND B) SCHOOL LEVEL EXPENDITURES CENTRALLY RECORDED. FUNCTIONALLY DISTRIBUTED, THESE COSTS ARE AS REPORTED BELOW.

6100 PUPIL PERSONNEL	5531	6400 INSTR STAFF TRAINING	7700 CENTRAL SERVICES
6200 INSTRUCTIONAL MEDIA		7300 SCHOOL ADMINISTRATION	7900 OPERATION OF PLANT
6300 INSTR & CURR DEVLPMNT	32152	7400 FACILITIES ACQ-CONSTR	8100 MAINTENANCE OF PLANT
			8200 ADMIN. TECH. SERVICES
			6500 INSTR. TECH. SERVICES

FUND- 4
 SCHL- 0601 CRESTVIEW SENIOR HIGH

PROGRAM CATEGORY	NBR	DIRECT							TOTAL DIRECT	SCHOOL INDIRECT	SCHOOL COST	DISTRICT INDIRECT	TOTAL
		SALARIES	BENEFITS	PURCHASED SERVICES	MATERIAL SUPPLIES	OTHER EXPENSES	CAPITAL OUTLAY						
K-3 BASIC	101							1	2		2	20	23
9-12 BASIC	103	464	67	3229	12145	789	35101		51797	51797	24074		75872
BASIC		464	67	3229	12146	789	35102		51800	51800	24094		75895
ESOL	130	7	1	51	193	12	558		824	824	383		1207
ESOL		7	1	51	193	12	558		824	824	383		1207
9-12 BASIC W/ES	113	63664	23056	959	3104	493	8154		99433	74840	174274	25456	199730
ESE LEVEL 4	254	505	183	7	24	3	64		789	594	1384	202	1586
ESE LEVEL 5	255	705	255	10	34	5	90		1102	829	1932	282	2214
ESE		64876	23495	977	3163	503	8310		101326	76264	177591	25940	203532
VOCATIONAL,6-12	300	60	8	419	1578	102	4562		6732		6732	3129	9862
VOCATIONAL PGM		60	8	419	1578	102	4562		6732		6732	3129	9862
TOTAL FOR FEFP		65408	23573	4678	17081	1407	48533		160684	76264	236949	53548	290497
FOOD SERVICE										684071		45150	
TRANSPORTATION										130		162	

THOSE COSTS REPORTED IN THE COLUMN TITLED -SCHOOL INDIRECT- ARE DERIVED FROM TWO SOURCES: A) EXPENDITURES RECORDED BY SCHOOL AND B) SCHOOL LEVEL EXPENDITURES CENTRALLY RECORDED. FUNCTIONALLY DISTRIBUTED, THESE COSTS ARE AS REPORTED BELOW.

6100 PUPIL PERSONNEL	9254	6400 INSTR STAFF TRAINING	7700 CENTRAL SERVICES
6200 INSTRUCTIONAL MEDIA		7300 SCHOOL ADMINISTRATION	7900 OPERATION OF PLANT
6300 INSTR & CURR DEVLPMNT	67009	7400 FACILITIES ACQ-CONSTR	8100 MAINTENANCE OF PLANT
			8200 ADMIN. TECH. SERVICES
			6500 INSTR. TECH. SERVICES

FUND- 4
 SCHL- 0621 KENWOOD ELEMENTARY

PROGRAM CATEGORY	NBR	DIRECT						TOTAL DIRECT	SCHOOL INDIRECT	SCHOOL COST	DISTRICT INDIRECT	TOTAL
		SALARIES	BENEFITS	PURCHASED SERVICES	MATERIAL SUPPLIES	OTHER EXPENSES	CAPITAL OUTLAY					
K-3 BASIC	101	98975	27460	7	26465	168	6712	159789	16762	176551	17674	194226
4-8 BASIC	102	67792	18812	3	11299	71	2865	100845	7156	108001	7545	115547
BASIC		166768	46273	10	37764	239	9578	260634	23919	284553	25220	309773
ESOL	130	5			11	7	16	42	649	691	303	995
ESOL		5			11	7	16	42	649	691	303	995
PK-3 BASIC W/ES	111	197865	71716	135	337	962	435	271452	29355	300808	12702	313510
4-8 BASIC W/ESE	112	52976	19198	65	163	466	211	73082	14240	87323	6162	93485
ESE LEVEL 4	254	12074	4376	6	16	46	21	16541	1420	17961	614	18576
ESE		262916	95291	207	517	1475	668	361076	45016	406093	19478	425572
TOTAL FOR FEFP		429690	141565	217	38293	1723	10263	621753	69584	691338	45002	736340
FOOD SERVICE									202646		14839	
TRANSPORTATION											56	

THOSE COSTS REPORTED IN THE COLUMN TITLED -SCHOOL INDIRECT- ARE DERIVED FROM TWO SOURCES: A) EXPENDITURES RECORDED BY SCHOOL AND B) SCHOOL LEVEL EXPENDITURES CENTRALLY RECORDED. FUNCTIONALLY DISTRIBUTED, THESE COSTS ARE AS REPORTED BELOW.

6100 PUPIL PERSONNEL	6841	6400 INSTR STAFF TRAINING	1429	7700 CENTRAL SERVICES
6200 INSTRUCTIONAL MEDIA		7300 SCHOOL ADMINISTRATION		7900 OPERATION OF PLANT
6300 INSTR & CURR DEVLPMNT	61312	7400 FACILITIES ACQ-CONSTR		8100 MAINTENANCE OF PLANT
				8200 ADMIN. TECH. SERVICES
				6500 INSTR. TECH. SERVICES

FUND- 4
 SCHL- 0631 FLOROSA ELEMENTARY SCHOOL

PROGRAM CATEGORY	NBR	DIRECT						TOTAL DIRECT	SCHOOL INDIRECT	SCHOOL COST	DISTRICT INDIRECT	TOTAL
		SALARIES	BENEFITS	PURCHASED SERVICES	MATERIAL SUPPLIES	OTHER EXPENSES	CAPITAL OUTLAY					
K-3 BASIC	101	80501	22330	7	24156	3220	14135	144351	45383	189735	19086	208822
4-8 BASIC	102	57896	16066	2	8153	1086	4771	87977	15318	103296	6442	109738
BASIC		138397	38397	10	32310	4306	18906	232329	60702	293031	25529	318561
ESOL	130	5			247	9	320	584	1991	2575	300	2876
ESOL		5			247	9	320	584	1991	2575	300	2876
PK-3 BASIC W/ES	111	88542	32089	91	1589	355	2045	124714	31027	155742	8632	164375
4-8 BASIC W/ESE	112	53938	19549	43	757	169	975	75433	14792	90226	4115	94341
ESE LEVEL 4	254	17153	6217	7	127	28	163	23696	2479	26175	689	26865
ESE		159633	57856	142	2474	553	3184	223845	48298	272144	13438	285582
TOTAL FOR FEFP		298037	96254	153	35032	4869	22411	456758	110992	567751	39268	607020
FOOD SERVICE									221023		14956	
TRANSPORTATION											53	

THOSE COSTS REPORTED IN THE COLUMN TITLED -SCHOOL INDIRECT- ARE DERIVED FROM TWO SOURCES: A) EXPENDITURES RECORDED BY SCHOOL AND B) SCHOOL LEVEL EXPENDITURES CENTRALLY RECORDED. FUNCTIONALLY DISTRIBUTED, THESE COSTS ARE AS REPORTED BELOW.

6100 PUPIL PERSONNEL	5802	6400 INSTR STAFF TRAINING	7700 CENTRAL SERVICES
6200 INSTRUCTIONAL MEDIA		7300 SCHOOL ADMINISTRATION	7900 OPERATION OF PLANT
6300 INSTR & CURR DEVLPMNT	105189	7400 FACILITIES ACQ-CONSTR	8100 MAINTENANCE OF PLANT
			8200 ADMIN. TECH. SERVICES
			6500 INSTR. TECH. SERVICES

FUND- 4
 SCHL- 0641 FORT WALTON BEACH HIGH

PROGRAM CATEGORY	NBR	DIRECT						TOTAL DIRECT	SCHOOL INDIRECT	SCHOOL COST	DISTRICT INDIRECT	TOTAL
		SALARIES	BENEFITS	PURCHASED SERVICES	MATERIAL SUPPLIES	OTHER EXPENSES	CAPITAL OUTLAY					
9-12 BASIC	103	452	65	239	5649	868	7274	14551		14551	23469	38021
BASIC		452	65	239	5649	868	7274	14551		14551	23469	38021
ESOL	130	11	1	6	142	21	183	366		366	591	958
ESOL		11	1	6	142	21	183	366		366	591	958
9-12 BASIC W/ES	113	32798	11875	210	1154	342	1463	47843	36857	84701	16919	101621
ESE LEVEL 5	255	231	83	1	8	2	10	337	259	597	119	716
ESE		33029	11958	212	1162	345	1473	48181	37116	85298	17039	102337
VOCATIONAL,6-12	300	28	4	14	350	53	450	901		901	1454	2355
VOCATIONAL PGM		28	4	14	350	53	450	901		901	1454	2355
TOTAL FOR FEFP		33521	12030	472	7304	1289	9381	64001	37116	101118	42554	143672
FOOD SERVICE									345006		37300	
TRANSPORTATION											130	

THOSE COSTS REPORTED IN THE COLUMN TITLED -SCHOOL INDIRECT- ARE DERIVED FROM TWO SOURCES: A) EXPENDITURES RECORDED BY SCHOOL AND B) SCHOOL LEVEL EXPENDITURES CENTRALLY RECORDED. FUNCTIONALLY DISTRIBUTED, THESE COSTS ARE AS REPORTED BELOW.

6100 PUPIL PERSONNEL	6028	6400 INSTR STAFF TRAINING	7700 CENTRAL SERVICES
6200 INSTRUCTIONAL MEDIA		7300 SCHOOL ADMINISTRATION	7900 OPERATION OF PLANT
6300 INSTR & CURR DEVLPMNT	31087	7400 FACILITIES ACQ-CONSTR	8100 MAINTENANCE OF PLANT
			8200 ADMIN. TECH. SERVICES
			6500 INSTR. TECH. SERVICES

FUND- 4
 SCHL- 0651 BRUNER MIDDLE SCHOOL

PROGRAM CATEGORY	NBR	DIRECT						TOTAL DIRECT	SCHOOL INDIRECT	SCHOOL COST	DISTRICT INDIRECT	TOTAL
		SALARIES	BENEFITS	PURCHASED SERVICES	MATERIAL SUPPLIES	OTHER EXPENSES	CAPITAL OUTLAY					
4-8 BASIC	102	225	32	56	492	286	5080	6174	6174	11675	17850	
BASIC		225	32	56	492	286	5080	6174	6174	11675	17850	
ESOL	130	3			6	3	67	82	82	155	237	
ESOL		3			6	3	67	82	82	155	237	
4-8 BASIC W/ESE	112	46735	16929	164	402	433	1622	66288	37375	103663	118155	
ESE LEVEL 4	254	872	316	3	7	8	30	1237	697	1935	2206	
ESE		47608	17245	167	410	441	1653	67526	38072	105599	120361	
TOTAL FOR FEFP		47836	17278	225	909	732	6800	73783	38072	111856	138450	
FOOD SERVICE									315271		16943	
TRANSPORTATION											62	

THOSE COSTS REPORTED IN THE COLUMN TITLED -SCHOOL INDIRECT- ARE DERIVED FROM TWO SOURCES: A) EXPENDITURES RECORDED BY SCHOOL AND B) SCHOOL LEVEL EXPENDITURES CENTRALLY RECORDED. FUNCTIONALLY DISTRIBUTED, THESE COSTS ARE AS REPORTED BELOW.

6100 PUPIL PERSONNEL	8928	6400 INSTR STAFF TRAINING	7700 CENTRAL SERVICES
6200 INSTRUCTIONAL MEDIA		7300 SCHOOL ADMINISTRATION	7900 OPERATION OF PLANT
6300 INSTR & CURR DEVLPMNT	29143	7400 FACILITIES ACQ-CONSTR	8100 MAINTENANCE OF PLANT
			8200 ADMIN. TECH. SERVICES
			6500 INSTR. TECH. SERVICES

FUND- 4
 SCHL- 0671 LEWIS MIDDLE SCHOOL

PROGRAM CATEGORY	NBR	DIRECT						TOTAL DIRECT	SCHOOL INDIRECT	SCHOOL COST	DISTRICT INDIRECT	TOTAL
		SALARIES	BENEFITS	PURCHASED SERVICES	MATERIAL SUPPLIES	OTHER EXPENSES	CAPITAL OUTLAY					
K-3 BASIC	101	49	7	2	92	63	137	352		352	2528	2880
4-8 BASIC	102	133	19	33	292	231	751	1463		1463	6936	8400
BASIC		183	26	36	385	294	889	1816		1816	9464	11280
ESOL	130				1		2	5		5	27	33
ESOL					1		2	5		5	27	33
PK-3 BASIC W/ES	111	134176	48632	83	209	2222	270	185596	18495	204092	7892	211984
4-8 BASIC W/ESE	112	220386	79878	163	399	4063	654	305546	33605	339151	14397	353548
ESE LEVEL 4	254	33274	12060	17	42	433	69	45897	3582	49480	1534	51015
ESE		387837	140572	264	652	6719	994	537040	55683	592724	23824	616549
TOTAL FOR FEFP		388021	140598	301	1038	7015	1886	538862	55683	594546	33316	627863
FOOD SERVICE										329010	14485	
TRANSPORTATION											57	

THOSE COSTS REPORTED IN THE COLUMN TITLED -SCHOOL INDIRECT- ARE DERIVED FROM TWO SOURCES: A) EXPENDITURES RECORDED BY SCHOOL AND B) SCHOOL LEVEL EXPENDITURES CENTRALLY RECORDED. FUNCTIONALLY DISTRIBUTED, THESE COSTS ARE AS REPORTED BELOW.

6100 PUPIL PERSONNEL	11971	6400 INSTR STAFF TRAINING	7700 CENTRAL SERVICES
6200 INSTRUCTIONAL MEDIA		7300 SCHOOL ADMINISTRATION	7900 OPERATION OF PLANT
6300 INSTR & CURR DEVLPMNT	43711	7400 FACILITIES ACQ-CONSTR	8100 MAINTENANCE OF PLANT
			8200 ADMIN. TECH. SERVICES
			6500 INSTR. TECH. SERVICES

FUND- 4
 SCHL- 0681 LONGWOOD ELEMENTARY SCHOOL

PROGRAM CATEGORY	NBR	DIRECT							TOTAL DIRECT	SCHOOL INDIRECT	SCHOOL COST	DISTRICT INDIRECT	TOTAL
		SALARIES	BENEFITS	PURCHASED SERVICES	MATERIAL SUPPLIES	OTHER EXPENSES	CAPITAL OUTLAY						
K-3 BASIC	101	125273	34760	571	37850	171	10904	209532	24841	234374	18032	252406	
4-8 BASIC	102	101738	28236	243	16160	73	4655	151108	10606	161714	7699	169414	
BASIC		227012	62996	815	54011	244	15560	360640	35448	396089	25731	421820	
ESOL	130	27	3	1	50	34	74	192	3519	3711	1376	5088	
ESOL		27	3	1	50	34	74	192	3519	3711	1376	5088	
PK-3 BASIC W/ES	111	224495	81371	105	264	504	341	307083	34328	341411	9948	351360	
4-8 BASIC W/ESE	112	75057	27206	30	74	143	96	102608	9736	112344	2821	115165	
ESE LEVEL 4	254	4727	1713	5	13	25	17	6503	1765	8268	511	8780	
ESE LEVEL 5	255	3241	1174	3	9	17	12	4458	1210	5668	350	6019	
ESE		307521	111465	145	362	691	467	420653	47039	467693	13632	481326	
TOTAL FOR FEFP		534560	174466	962	54423	970	16102	781486	86007	867494	40740	908235	
FOOD SERVICE									267849		15386		
TRANSPORTATION											55		

THOSE COSTS REPORTED IN THE COLUMN TITLED -SCHOOL INDIRECT- ARE DERIVED FROM TWO SOURCES: A) EXPENDITURES RECORDED BY SCHOOL AND B) SCHOOL LEVEL EXPENDITURES CENTRALLY RECORDED. FUNCTIONALLY DISTRIBUTED, THESE COSTS ARE AS REPORTED BELOW.

6100 PUPIL PERSONNEL	9949	6400 INSTR STAFF TRAINING	9220	7700 CENTRAL SERVICES
6200 INSTRUCTIONAL MEDIA		7300 SCHOOL ADMINISTRATION		7900 OPERATION OF PLANT
6300 INSTR & CURR DEVLPMNT	66836	7400 FACILITIES ACQ-CONSTR		8100 MAINTENANCE OF PLANT
				8200 ADMIN. TECH. SERVICES
				6500 INSTR. TECH. SERVICES

FUND- 4
 SCHL- 0701 CHOICE HIGH SCHOOL & TECH CNTR

PROGRAM CATEGORY	NBR	DIRECT						TOTAL DIRECT	SCHOOL INDIRECT	SCHOOL COST	DISTRICT INDIRECT	TOTAL
		SALARIES	BENEFITS	PURCHASED SERVICES	MATERIAL SUPPLIES	OTHER EXPENSES	CAPITAL OUTLAY					
K-3 BASIC	101				1	1	2	6		6	43	50
4-8 BASIC	102	9	1		17	11	25	65		65	468	534
9-12 BASIC	103	44	6	11	3738	203	13641	17645		17645	2311	19957
BASIC		54	7	11	3757	216	13668	17717		17717	2824	20541
ESOL	130				7		26	33		33	4	38
ESOL					7		26	33		33	4	38
PK-3 BASIC W/ES	111							1	32	34	13	47
4-8 BASIC W/ESE	112	36	11	21	54	36	70	232	5130	5362	2054	7417
9-12 BASIC W/ES	113	109	34	69	2134	187	7502	10038	15224	25262	6122	31384
ESE		146	46	91	2189	224	7573	10271	20386	30658	8190	38849
VOCATIONAL,6-12	300	26	3	6	2187	119	7981	10325		10325	1352	11677
VOCATIONAL PGM		26	3	6	2187	119	7981	10325		10325	1352	11677
AGRISCIENCE & N	351			18	134	6893	463	7510		7510		7510
BUSINESS EDUCAT	352			189	1348	68933	4632	75104		75104		75104
FAMILY AND CONS	353			47	337	17233	1158	18776		18776		18776
HEALTH SCIENCE	354			807	5757	294261	19774	320600		320600		320600
INDUSTRIAL	355			1228	8758	447682	30085	487754		487754		487754
ADULT PGM				2290	16336	835003	56113	909745		909745		909745
TOTAL FOR FEFP		227	58	2400	24478	835564	85364	948093	20386	968480	12372	980853
FOOD SERVICE									46080		7728	
TRANSPORTATION											31	

THOSE COSTS REPORTED IN THE COLUMN TITLED -SCHOOL INDIRECT- ARE DERIVED FROM TWO SOURCES: A) EXPENDITURES RECORDED BY SCHOOL AND B) SCHOOL LEVEL EXPENDITURES CENTRALLY RECORDED. FUNCTIONALLY DISTRIBUTED, THESE COSTS ARE AS REPORTED BELOW.

6100 PUPIL PERSONNEL	6400 INSTR STAFF TRAINING	7700 CENTRAL SERVICES
6200 INSTRUCTIONAL MEDIA	7300 SCHOOL ADMINISTRATION	7900 OPERATION OF PLANT
6300 INSTR & CURR DEVLPMNT	20386 7400 FACILITIES ACQ-CONSTR	8100 MAINTENANCE OF PLANT
		8200 ADMIN. TECH. SERVICES
		6500 INSTR. TECH. SERVICES

FUND- 4
 SCHL- 0721 OKALOOSA STEMM ACADEMY

PROGRAM	NBR	DIRECT						TOTAL DIRECT	SCHOOL INDIRECT	SCHOOL COST	DISTRICT INDIRECT	TOTAL
		SALARIES	BENEFITS	PURCHASED SERVICES	MATERIAL SUPPLIES	OTHER EXPENSES	CAPITAL OUTLAY					
4-8 BASIC	102	29	4	1	54	37	81	210		210	1507	1717
BASIC		29	4	1	54	37	81	210		210	1507	1717
4-8 BASIC W/ESE	112	73	23	43	108	72	139	460	8883	9344	4076	13420
ESE LEVEL 5	255				1		1	4	85	89	39	128
ESE		74	23	43	109	73	141	464	8968	9433	4115	13549
TOTAL FOR FEFP		103	27	45	164	110	222	675	8968	9644	5623	15267
FOOD SERVICE									19097		2720	
TRANSPORTATION											11	

THOSE COSTS REPORTED IN THE COLUMN TITLED -SCHOOL INDIRECT- ARE DERIVED FROM TWO SOURCES: A) EXPENDITURES RECORDED BY SCHOOL AND B) SCHOOL LEVEL EXPENDITURES CENTRALLY RECORDED. FUNCTIONALLY DISTRIBUTED, THESE COSTS ARE AS REPORTED BELOW.

- | | | |
|----------------------------|---------------------------------|----------------------------|
| 6100 PUPIL PERSONNEL | 6400 INSTR STAFF TRAINING | 7700 CENTRAL SERVICES |
| 6200 INSTRUCTIONAL MEDIA | 7300 SCHOOL ADMINISTRATION | 7900 OPERATION OF PLANT |
| 6300 INSTR & CURR DEVLPMNT | 8968 7400 FACILITIES ACQ-CONSTR | 8100 MAINTENANCE OF PLANT |
| | | 8200 ADMIN. TECH. SERVICES |
| | | 6500 INSTR. TECH. SERVICES |

FUND- 4
 SCHL- 0731 WALKER ELEMENTARY

PROGRAM CATEGORY	NBR	DIRECT						TOTAL DIRECT	SCHOOL INDIRECT	SCHOOL COST	DISTRICT INDIRECT	TOTAL
		SALARIES	BENEFITS	PURCHASED SERVICES	MATERIAL SUPPLIES	OTHER EXPENSES	CAPITAL OUTLAY					
K-3 BASIC	101	85055	23591	9362	19211	822	14762	152806	28295	181102	22552	203655
4-8 BASIC	102	116840	32427	3637	7463	319	5735	166424	10993	177417	8762	186179
BASIC		201895	56019	12999	26675	1141	20498	319230	39289	358519	31315	389834
PK-3 BASIC W/ES	111	89427	32407	125	314	8484	405	131165	27682	158848	11822	170671
4-8 BASIC W/ESE	112	87612	31753	73	183	4956	236	124817	16172	140989	6906	147896
ESE LEVEL 4	254	5632	2041	8	21	587	28	8319	1917	10237	818	11055
ESE		182672	66202	207	519	14028	670	264302	45772	310075	19548	329623
TOTAL FOR FEFP		384568	122222	13207	27194	15170	21169	583533	85061	668595	50863	719458
FOOD SERVICE									338832		18457	
TRANSPORTATION											70	

THOSE COSTS REPORTED IN THE COLUMN TITLED -SCHOOL INDIRECT- ARE DERIVED FROM TWO SOURCES: A) EXPENDITURES RECORDED BY SCHOOL AND B) SCHOOL LEVEL EXPENDITURES CENTRALLY RECORDED. FUNCTIONALLY DISTRIBUTED, THESE COSTS ARE AS REPORTED BELOW.

6100 PUPIL PERSONNEL	16660	6400 INSTR STAFF TRAINING	7700 CENTRAL SERVICES
6200 INSTRUCTIONAL MEDIA		7300 SCHOOL ADMINISTRATION	7900 OPERATION OF PLANT
6300 INSTR & CURR DEVLPMNT	68400	7400 FACILITIES ACQ-CONSTR	8100 MAINTENANCE OF PLANT
			8200 ADMIN. TECH. SERVICES
			6500 INSTR. TECH. SERVICES

FUND- 4
 SCHL- 0741 BLUEWATER ELEMENTARY

PROGRAM CATEGORY	NBR	DIRECT						TOTAL DIRECT	SCHOOL INDIRECT	SCHOOL COST	DISTRICT INDIRECT	TOTAL
		SALARIES	BENEFITS	PURCHASED SERVICES	MATERIAL SUPPLIES	OTHER EXPENSES	CAPITAL OUTLAY					
K-3 BASIC	101	168	24	10	4616	214	8142	13177	34658	47835	8568	56404
4-8 BASIC	102	58	8	3	1602	74	2825	4572	12027	16600	2973	19574
BASIC		227	33	13	6219	289	10967	17749	46686	64436	11542	75978
ESOL	130	2			55	2	97	158	416	574	102	677
ESOL		2			55	2	97	158	416	574	102	677
PK-3 BASIC W/ES	111	16251	5881	120	1443	355	2426	26480	26083	52564	11341	63905
4-8 BASIC W/ESE	112	11874	4297	88	1054	259	1773	19347	19057	38405	8286	46692
ESE LEVEL 4	254	380	137	2	33	8	56	619	609	1229	265	1494
ESE LEVEL 5	255	155	56	1	13	3	23	253	249	503	108	612
ESE		28662	10372	212	2546	626	4280	46701	46001	92702	20001	112704
TOTAL FOR FEFP		28891	10406	226	8821	918	15345	64609	93103	157713	31647	189360
FOOD SERVICE									237297		21515	
TRANSPORTATION											84	

THOSE COSTS REPORTED IN THE COLUMN TITLED -SCHOOL INDIRECT- ARE DERIVED FROM TWO SOURCES: A) EXPENDITURES RECORDED BY SCHOOL AND B) SCHOOL LEVEL EXPENDITURES CENTRALLY RECORDED. FUNCTIONALLY DISTRIBUTED, THESE COSTS ARE AS REPORTED BELOW.

6100 PUPIL PERSONNEL	9389	6400 INSTR STAFF TRAINING	7700 CENTRAL SERVICES
6200 INSTRUCTIONAL MEDIA		7300 SCHOOL ADMINISTRATION	7900 OPERATION OF PLANT
6300 INSTR & CURR DEVLPMNT	83713	7400 FACILITIES ACQ-CONSTR	8100 MAINTENANCE OF PLANT
			8200 ADMIN. TECH. SERVICES
			6500 INSTR. TECH. SERVICES

FUND- 4
 SCHL- 0751 ANTIOCH ELEMENTARY

PROGRAM CATEGORY	NBR	DIRECT						TOTAL DIRECT	SCHOOL INDIRECT	SCHOOL COST	DISTRICT INDIRECT	TOTAL
		SALARIES	BENEFITS	PURCHASED SERVICES	MATERIAL SUPPLIES	OTHER EXPENSES	CAPITAL OUTLAY					
K-3 BASIC	101	185	27	19	6461	555	7716	14965	31747	46713	9427	56140
4-8 BASIC	102	67	9	7	2365	203	2825	5479	11623	17103	3451	20555
BASIC		253	36	27	8827	758	10541	20445	43371	63816	12879	76695
ESOL	130	3			117	10	139	271	575	846	170	1017
ESOL		3			117	10	139	271	575	846	170	1017
PK-3 BASIC W/ES 111		483	169	76	1114	175	1333	3352	12377	15729	7111	22841
4-8 BASIC W/ESE 112		369	130	40	592	93	709	1935	6580	8516	3780	12297
ESE		852	299	117	1706	268	2043	5288	18957	24246	10892	35138
TOTAL FOR FEFP		1108	336	145	10651	1037	12724	26004	62904	88909	23942	112851
FOOD SERVICE									307365		23419	
TRANSPORTATION											80	

THOSE COSTS REPORTED IN THE COLUMN TITLED -SCHOOL INDIRECT- ARE DERIVED FROM TWO SOURCES: A) EXPENDITURES RECORDED BY SCHOOL AND B) SCHOOL LEVEL EXPENDITURES CENTRALLY RECORDED. FUNCTIONALLY DISTRIBUTED, THESE COSTS ARE AS REPORTED BELOW.

6100 PUPIL PERSONNEL	6400 INSTR STAFF TRAINING	7700 CENTRAL SERVICES
6200 INSTRUCTIONAL MEDIA	7300 SCHOOL ADMINISTRATION	7900 OPERATION OF PLANT
6300 INSTR & CURR DEVLPMNT	62904 7400 FACILITIES ACQ-CONSTR	8100 MAINTENANCE OF PLANT
		8200 ADMIN. TECH. SERVICES
		6500 INSTR. TECH. SERVICES

FUND- 4
 SCHL- 0761 DAVIDSON MIDDLE SCHOOL

PROGRAM	NBR	DIRECT						TOTAL DIRECT	SCHOOL INDIRECT	SCHOOL COST	DISTRICT INDIRECT	TOTAL
		SALARIES	BENEFITS	PURCHASED SERVICES	MATERIAL SUPPLIES	OTHER EXPENSES	CAPITAL OUTLAY					
4-8 BASIC	102	242	35	61	1851	381	4604	7177		7177	12595	19772
BASIC		242	35	61	1851	381	4604	7177		7177	12595	19772
ESOL	130				4		11	18		18	32	50
ESOL					4		11	18		18	32	50
4-8 BASIC W/ESE	112	64879	23507	157	679	300	1353	90878	17647	108526	13841	122367
ESE LEVEL 4	254	4153	1504	10	43	19	86	5817	1129	6947	886	7833
ESE		69033	25012	167	723	320	1440	96696	18776	115473	14727	130200
TOTAL FOR FEFP		69276	25047	228	2580	703	6056	103892	18776	122669	27354	150023
FOOD SERVICE									377954		20428	
TRANSPORTATION											74	

THOSE COSTS REPORTED IN THE COLUMN TITLED -SCHOOL INDIRECT- ARE DERIVED FROM TWO SOURCES: A) EXPENDITURES RECORDED BY SCHOOL AND B) SCHOOL LEVEL EXPENDITURES CENTRALLY RECORDED. FUNCTIONALLY DISTRIBUTED, THESE COSTS ARE AS REPORTED BELOW.

- | | | |
|----------------------------|----------------------------------|----------------------------|
| 6100 PUPIL PERSONNEL | 6400 INSTR STAFF TRAINING | 7700 CENTRAL SERVICES |
| 6200 INSTRUCTIONAL MEDIA | 7300 SCHOOL ADMINISTRATION | 7900 OPERATION OF PLANT |
| 6300 INSTR & CURR DEVLPMNT | 18776 7400 FACILITIES ACQ-CONSTR | 8100 MAINTENANCE OF PLANT |
| | | 8200 ADMIN. TECH. SERVICES |
| | | 6500 INSTR. TECH. SERVICES |

FUND- 4
 SCHL- 0771 DESTIN MIDDLE SCHOOL

PROGRAM	NBR	DIRECT						TOTAL DIRECT	SCHOOL INDIRECT	SCHOOL COST	DISTRICT INDIRECT	TOTAL
		SALARIES	BENEFITS	PURCHASED SERVICES	MATERIAL SUPPLIES	OTHER EXPENSES	CAPITAL OUTLAY					
4-8 BASIC	102	177	25	44	940	297	890	2376		2376	9179	11556
BASIC		177	25	44	940	297	890	2376		2376	9179	11556
ESOL	130	3			20	6	19	52		52	202	255
ESOL		3			20	6	19	52		52	202	255
4-8 BASIC W/ESE 112		182	57	115	407	196	438	1396	14571	15967	10164	26132
ESE		182	57	115	407	196	438	1396	14571	15967	10164	26132
TOTAL FOR FEFP		363	83	161	1368	500	1348	3825	14571	18396	19546	37943
FOOD SERVICE										254374		
TRANSPORTATION											13675	
											50	

THOSE COSTS REPORTED IN THE COLUMN TITLED -SCHOOL INDIRECT- ARE DERIVED FROM TWO SOURCES: A) EXPENDITURES RECORDED BY SCHOOL AND B) SCHOOL LEVEL EXPENDITURES CENTRALLY RECORDED. FUNCTIONALLY DISTRIBUTED, THESE COSTS ARE AS REPORTED BELOW.

6100 PUPIL PERSONNEL	6400 INSTR STAFF TRAINING	7700 CENTRAL SERVICES
6200 INSTRUCTIONAL MEDIA	7300 SCHOOL ADMINISTRATION	7900 OPERATION OF PLANT
6300 INSTR & CURR DEVLPMNT	7400 FACILITIES ACQ-CONSTR	8100 MAINTENANCE OF PLANT
		8200 ADMIN. TECH. SERVICES
		6500 INSTR. TECH. SERVICES

FUND- 4
 SCHL- 0791 ECCI - NORTH

PROGRAM	NBR	DIRECT						TOTAL DIRECT	SCHOOL INDIRECT	SCHOOL COST	DISTRICT INDIRECT	TOTAL
		SALARIES	BENEFITS	PURCHASED SERVICES	MATERIAL SUPPLIES	OTHER EXPENSES	CAPITAL OUTLAY					
4-8 BASIC	102	10773	2989		6105	19	549	20438		20438	2036	22474
BASIC		10773	2989		6105	19	549	20438		20438	2036	22474
4-8 BASIC W/ESE	112	6640	1844	22	3787	39	386	12720		12720	2949	15669
ESE		6640	1844	22	3787	39	386	12720		12720	2949	15669
TOTAL FOR FEFP		17413	4833	23	9892	58	936	33158		33158	4986	38144
FOOD SERVICE									11585		686	
TRANSPORTATION											3	

THOSE COSTS REPORTED IN THE COLUMN TITLED -SCHOOL INDIRECT- ARE DERIVED FROM TWO SOURCES: A) EXPENDITURES RECORDED BY SCHOOL AND B) SCHOOL LEVEL EXPENDITURES CENTRALLY RECORDED. FUNCTIONALLY DISTRIBUTED, THESE COSTS ARE AS REPORTED BELOW.

- | | | |
|----------------------------|----------------------------|----------------------------|
| 6100 PUPIL PERSONNEL | 6400 INSTR STAFF TRAINING | 7700 CENTRAL SERVICES |
| 6200 INSTRUCTIONAL MEDIA | 7300 SCHOOL ADMINISTRATION | 7900 OPERATION OF PLANT |
| 6300 INSTR & CURR DEVLPMNT | 7400 FACILITIES ACQ-CONSTR | 8100 MAINTENANCE OF PLANT |
| | | 8200 ADMIN. TECH. SERVICES |
| | | 6500 INSTR. TECH. SERVICES |

FUND- 4
 SCHL- 0801 RICHBOURG SCHOOL

PROGRAM CATEGORY	NBR	DIRECT							TOTAL DIRECT	SCHOOL INDIRECT	SCHOOL COST	DISTRICT INDIRECT	TOTAL
		SALARIES	BENEFITS	PURCHASED SERVICES	MATERIAL SUPPLIES	OTHER EXPENSES	CAPITAL OUTLAY	TOTAL					
PK-3 BASIC W/ES	111	12699	4593	11	453	20	218	17996	3191	21188	1461	22650	
4-8 BASIC W/ESE	112	4000	1446	3	142	6	68	5668	1005	6674	460	7134	
9-12 BASIC W/ES	113	17628	6388	15	39	27	50	24150	4435	28585	1475	30060	
ESE LEVEL 4	254	88060	31850	77	3142	141	1516	124788	22131	146920	10134	157054	
ESE LEVEL 5	255	79553	28773	70	2839	127	1369	112733	19993	132726	9155	141881	
ESE		201941	73053	178	6617	322	3223	285337	50756	336094	22687	358782	
TOTAL FOR FEFP		201941	73053	178	6617	322	3223	285337	50756	336094	22687	358782	
FOOD SERVICE									19398		1241		
TRANSPORTATION											8		

THOSE COSTS REPORTED IN THE COLUMN TITLED -SCHOOL INDIRECT- ARE DERIVED FROM TWO SOURCES: A) EXPENDITURES RECORDED BY SCHOOL AND B) SCHOOL LEVEL EXPENDITURES CENTRALLY RECORDED. FUNCTIONALLY DISTRIBUTED, THESE COSTS ARE AS REPORTED BELOW.

6100 PUPIL PERSONNEL	2429	6400 INSTR STAFF TRAINING	233	7700 CENTRAL SERVICES
6200 INSTRUCTIONAL MEDIA		7300 SCHOOL ADMINISTRATION		7900 OPERATION OF PLANT
6300 INSTR & CURR DEVLPMNT	48092	7400 FACILITIES ACQ-CONSTR		8100 MAINTENANCE OF PLANT
				8200 ADMIN. TECH. SERVICES
				6500 INSTR. TECH. SERVICES

FUND- 4
 SCHL- 0811 SOUTHSIDE CENTER

PROGRAM CATEGORY	NBR	DIRECT						TOTAL DIRECT	SCHOOL INDIRECT	SCHOOL COST	DISTRICT INDIRECT	TOTAL
		SALARIES	BENEFITS	PURCHASED SERVICES	MATERIAL SUPPLIES	OTHER EXPENSES	CAPITAL OUTLAY					
K-3 BASIC	101						1		1	12	13	
9-12 BASIC	103	2			3	2	5	14	14	104	119	
BASIC		2			4	2	6	16	16	116	133	
PK-3 BASIC W/ES	111	228514	82823	168	420	933	542	313402	86936	400339	15822	416161
9-12 BASIC W/ES	113	6398	2318	5	13	30	17	8785	2866	11651	521	12173
ESE LEVEL 4	254	3750	1359	3	8	18	10	5149	1680	6829	305	7135
ESE		238662	86501	177	442	982	571	327337	91482	418820	16649	435470
TOTAL FOR FEFP		238665	86502	177	446	985	577	327353	91482	418836	16766	435603
FOOD SERVICE									73471		1960	
TRANSPORTATION											13	

THOSE COSTS REPORTED IN THE COLUMN TITLED -SCHOOL INDIRECT- ARE DERIVED FROM TWO SOURCES: A) EXPENDITURES RECORDED BY SCHOOL AND B) SCHOOL LEVEL EXPENDITURES CENTRALLY RECORDED. FUNCTIONALLY DISTRIBUTED, THESE COSTS ARE AS REPORTED BELOW.

6100 PUPIL PERSONNEL	65734	6400 INSTR STAFF TRAINING	7700 CENTRAL SERVICES
6200 INSTRUCTIONAL MEDIA		7300 SCHOOL ADMINISTRATION	7900 OPERATION OF PLANT
6300 INSTR & CURR DEVLPMNT	25747	7400 FACILITIES ACQ-CONSTR	8100 MAINTENANCE OF PLANT
			8200 ADMIN. TECH. SERVICES
			6500 INSTR. TECH. SERVICES

FUND- 4
 SCHL- 9810 GULF COAST YOUTH ACADEMY

PROGRAM CATEGORY	NBR	DIRECT						TOTAL DIRECT	SCHOOL INDIRECT	SCHOOL COST	DISTRICT INDIRECT	TOTAL
		SALARIES	BENEFITS	PURCHASED SERVICES	MATERIAL SUPPLIES	OTHER EXPENSES	CAPITAL OUTLAY					
4-8 BASIC	102	8072	2531		9	32	14	10660		10660	260	10921
9-12 BASIC	103	2655	831		12	42	18	3561		3561	341	3902
BASIC		10727	3363		21	75	32	14222		14222	601	14823
4-8 BASIC W/ESE	112	871	273	5	14	20	18	1205	4787	5992	553	6546
9-12 BASIC W/ES	113	677	212	4	11	16	14	937	3721	4659	430	5089
ESE		1549	486	10	26	37	33	2143	8508	10652	984	11636
VOCATIONAL,6-12	300	9952	3121		3	12	5	13095		13095	97	13193
VOCATIONAL PGM		9952	3121		3	12	5	13095		13095	97	13193
TOTAL FOR FEFP		22229	6971	11	51	125	71	29460	8508	37969	1683	39653

FOOD SERVICE
 TRANSPORTATION

1

THOSE COSTS REPORTED IN THE COLUMN TITLED -SCHOOL INDIRECT- ARE DERIVED FROM TWO SOURCES: A) EXPENDITURES RECORDED BY SCHOOL AND B) SCHOOL LEVEL EXPENDITURES CENTRALLY RECORDED. FUNCTIONALLY DISTRIBUTED, THESE COSTS ARE AS REPORTED BELOW.

6100 PUPIL PERSONNEL	6400 INSTR STAFF TRAINING	7700 CENTRAL SERVICES
6200 INSTRUCTIONAL MEDIA	7300 SCHOOL ADMINISTRATION	7900 OPERATION OF PLANT
6300 INSTR & CURR DEVLPMNT	8508 7400 FACILITIES ACQ-CONSTR	8100 MAINTENANCE OF PLANT
		8200 ADMIN. TECH. SERVICES
		6500 INSTR. TECH. SERVICES

FUND- 4
 SCHL- 9811 OKALOOSA YOUTH DEVELOPMENT CTR

PROGRAM CATEGORY	NBR	DIRECT						TOTAL DIRECT	SCHOOL INDIRECT	SCHOOL COST	DISTRICT INDIRECT	TOTAL
		SALARIES	BENEFITS	PURCHASED SERVICES	MATERIAL SUPPLIES	OTHER EXPENSES	CAPITAL OUTLAY					
4-8 BASIC	102	27592	8655		6	4	10	36270	1982	38252	190	38442
9-12 BASIC	103	8167	2560		17	12	26	10785	5070	15855	487	16343
BASIC		35759	11216		24	16	36	47055	7052	54107	678	54786
4-8 BASIC W/ESE	112	3470	1088		7	5	11	4582	2154	6737	207	6944
9-12 BASIC W/ES	113	3115	976		6	4	10	4113	1933	6047	185	6233
ESE		6585	2064		14	9	21	8696	4088	12784	393	13177
VOCATIONAL,6-12	300	31515	9886		4	3	7	41417	1368	42785	131	42917
VOCATIONAL PGM		31515	9886		4	3	7	41417	1368	42785	131	42917
TOTAL FOR FEFP		73860	23168	1	43	30	65	97169	12508	109678	1203	110881

FOOD SERVICE
 TRANSPORTATION

2

THOSE COSTS REPORTED IN THE COLUMN TITLED -SCHOOL INDIRECT- ARE DERIVED FROM TWO SOURCES: A) EXPENDITURES RECORDED BY SCHOOL AND B) SCHOOL LEVEL EXPENDITURES CENTRALLY RECORDED. FUNCTIONALLY DISTRIBUTED, THESE COSTS ARE AS REPORTED BELOW.

6100 PUPIL PERSONNEL	12508	6400 INSTR STAFF TRAINING	7700 CENTRAL SERVICES
6200 INSTRUCTIONAL MEDIA		7300 SCHOOL ADMINISTRATION	7900 OPERATION OF PLANT
6300 INSTR & CURR DEVLPMNT		7400 FACILITIES ACQ-CONSTR	8100 MAINTENANCE OF PLANT
			8200 ADMIN. TECH. SERVICES
			6500 INSTR. TECH. SERVICES

FUND- 4
 SCHL- 9812 OKALOOSA YOUTH ACADEMY

PROGRAM CATEGORY	NBR	DIRECT						TOTAL DIRECT	SCHOOL INDIRECT	SCHOOL COST	DISTRICT INDIRECT	TOTAL
		SALARIES	BENEFITS	PURCHASED SERVICES	MATERIAL SUPPLIES	OTHER EXPENSES	CAPITAL OUTLAY					
4-8 BASIC	102	42978	13481		20	13	30	56524	4673	61197	554	61752
9-12 BASIC	103	6089	1909		11	7	16	8034	2626	10661	311	10973
BASIC		49067	15390	1	31	21	46	64559	7299	71859	866	72725
4-8 BASIC W/ESE	112	3124	979		8	5	12	4130	1936	6066	229	6296
9-12 BASIC W/ES	113	2334	731		6	4	9	3086	1446	4532	171	4704
ESE		5458	1711		14	10	21	7216	3383	10599	401	11001
VOCATIONAL,6-12	300	46174	14485		7	5	11	60685	1826	62511	216	62728
VOCATIONAL PGM		46174	14485		7	5	11	60685	1826	62511	216	62728
TOTAL FOR FEFP		100700	31587	1	54	37	80	132461	12508	144970	1485	146455

FOOD SERVICE
 TRANSPORTATION

4

THOSE COSTS REPORTED IN THE COLUMN TITLED -SCHOOL INDIRECT- ARE DERIVED FROM TWO SOURCES: A) EXPENDITURES RECORDED BY SCHOOL AND B) SCHOOL LEVEL EXPENDITURES CENTRALLY RECORDED. FUNCTIONALLY DISTRIBUTED, THESE COSTS ARE AS REPORTED BELOW.

6100 PUPIL PERSONNEL	12508	6400 INSTR STAFF TRAINING	7700 CENTRAL SERVICES
6200 INSTRUCTIONAL MEDIA		7300 SCHOOL ADMINISTRATION	7900 OPERATION OF PLANT
6300 INSTR & CURR DEVLPMNT		7400 FACILITIES ACQ-CONSTR	8100 MAINTENANCE OF PLANT
			8200 ADMIN. TECH. SERVICES
			6500 INSTR. TECH. SERVICES

FUND- 4
 SCHL- 9813 OKALOOSA REGIONAL DETENTION CT

PROGRAM CATEGORY	NBR	DIRECT						TOTAL DIRECT	SCHOOL INDIRECT	SCHOOL COST	DISTRICT INDIRECT	TOTAL
		SALARIES	BENEFITS	PURCHASED SERVICES	MATERIAL SUPPLIES	OTHER EXPENSES	CAPITAL OUTLAY					
4-8 BASIC	102	12325	3866		4	2	6	16206		16206	114	16320
9-12 BASIC	103	28093	8812		9	6	14	36936		36936	260	37197
BASIC		40419	12679		13	9	20	53142		53142	375	53518
4-8 BASIC W/ESE	112	4132	1296	2	5	3	6	5445	15011	20457	191	20648
9-12 BASIC W/ES	113	3975	1247	1	4	3	6	5239	14443	19682	184	19866
ESE		8107	2543	3	9	6	12	10685	29454	40140	375	40515
TOTAL FOR FEFP		48527	15223	4	23	16	33	63827	29454	93282	750	94033

FOOD SERVICE
 TRANSPORTATION

1

THOSE COSTS REPORTED IN THE COLUMN TITLED -SCHOOL INDIRECT- ARE DERIVED FROM TWO SOURCES: A) EXPENDITURES RECORDED BY SCHOOL AND B) SCHOOL LEVEL EXPENDITURES CENTRALLY RECORDED. FUNCTIONALLY DISTRIBUTED, THESE COSTS ARE AS REPORTED BELOW.

6100 PUPIL PERSONNEL	6400 INSTR STAFF TRAINING	7700 CENTRAL SERVICES
6200 INSTRUCTIONAL MEDIA	7300 SCHOOL ADMINISTRATION	7900 OPERATION OF PLANT
6300 INSTR & CURR DEVLPMNT	29454 7400 FACILITIES ACQ-CONSTR	8100 MAINTENANCE OF PLANT
		8200 ADMIN. TECH. SERVICES
		6500 INSTR. TECH. SERVICES

FUND- 4
 SCHL- 9814 ADOLESCENT SUBSTANCE ABUSE PRG

PROGRAM CATEGORY	NBR	DIRECT						TOTAL DIRECT	SCHOOL INDIRECT	SCHOOL COST	DISTRICT INDIRECT	TOTAL
		SALARIES	BENEFITS	PURCHASED SERVICES	MATERIAL SUPPLIES	OTHER EXPENSES	CAPITAL OUTLAY					
4-8 BASIC	102				1		1	4		4	32	37
9-12 BASIC	103	1			2	1	3	8		8	57	65
BASIC		1			3	2	4	12		12	90	102
9-12 BASIC W/ES	113							2		2	16	19
ESE								2		2	16	19
VOCATIONAL,6-12	300				1		1	4		4	29	33
VOCATIONAL PGM					1		1	4		4	29	33
TOTAL FOR FEFP		2			4	3	7	19		19	136	155

FOOD SERVICE
 TRANSPORTATION

THOSE COSTS REPORTED IN THE COLUMN TITLED -SCHOOL INDIRECT- ARE DERIVED FROM TWO SOURCES: A) EXPENDITURES RECORDED BY SCHOOL AND B) SCHOOL LEVEL EXPENDITURES CENTRALLY RECORDED. FUNCTIONALLY DISTRIBUTED, THESE COSTS ARE AS REPORTED BELOW.

6100 PUPIL PERSONNEL	6400 INSTR STAFF TRAINING	7700 CENTRAL SERVICES
6200 INSTRUCTIONAL MEDIA	7300 SCHOOL ADMINISTRATION	7900 OPERATION OF PLANT
6300 INSTR & CURR DEVLPMNT	7400 FACILITIES ACQ-CONSTR	8100 MAINTENANCE OF PLANT
		8200 ADMIN. TECH. SERVICES
		6500 INSTR. TECH. SERVICES

FUND- 4
 SCHL- 9815 EMERALD COAST MARINE INSTITUTE

PROGRAM	NBR	DIRECT							TOTAL DIRECT	SCHOOL INDIRECT	SCHOOL COST	DISTRICT INDIRECT	TOTAL
		SALARIES	BENEFITS	PURCHASED SERVICES	MATERIAL SUPPLIES	OTHER EXPENSES	CAPITAL OUTLAY	TOTAL					
4-8 BASIC	102	56	15		6		78	157	7365	7522	207	7729	
BASIC		56	15		6		78	157	7365	7522	207	7729	
4-8 BASIC W/ESE	112	20	5		2		28	56	2634	2691	74	2765	
ESE		20	5		2		28	56	2634	2691	74	2765	
TOTAL FOR FEFP		76	21		8		107	214	9999	10214	281	10495	

FOOD SERVICE
 TRANSPORTATION

THOSE COSTS REPORTED IN THE COLUMN TITLED -SCHOOL INDIRECT- ARE DERIVED FROM TWO SOURCES: A) EXPENDITURES RECORDED BY SCHOOL AND B) SCHOOL LEVEL EXPENDITURES CENTRALLY RECORDED. FUNCTIONALLY DISTRIBUTED, THESE COSTS ARE AS REPORTED BELOW.

6100 PUPIL PERSONNEL	6400 INSTR STAFF TRAINING	7700 CENTRAL SERVICES
6200 INSTRUCTIONAL MEDIA	7300 SCHOOL ADMINISTRATION	7900 OPERATION OF PLANT
6300 INSTR & CURR DEVLPMNT	9999 7400 FACILITIES ACQ-CONSTR	8100 MAINTENANCE OF PLANT
		8200 ADMIN. TECH. SERVICES
		6500 INSTR. TECH. SERVICES

FUND- 4
 SCHL- 9818 N. W. FLORIDA BALLET ACADEMIE

PROGRAM CATEGORY	NBR	DIRECT						TOTAL DIRECT	SCHOOL INDIRECT	SCHOOL COST	DISTRICT INDIRECT	TOTAL
		SALARIES	BENEFITS	PURCHASED SERVICES	MATERIAL SUPPLIES	OTHER EXPENSES	CAPITAL OUTLAY					
K-3 BASIC	101	9	1		18	12	27	69		69	499	569
4-8 BASIC	102	25	3	1	46	31	69	177		177	1275	1453
9-12 BASIC	103	2			4	3	6	17		17	126	144
BASIC		37	5	2	69	47	103	265		265	1902	2167
PK-3 BASIC W/ES	111	1			2	2	4	11		11	81	92
4-8 BASIC W/ESE	112	2			5	3	7	20		20	145	166
ESE		4			8	5	12	31		31	227	258
TOTAL FOR FEFP		41	6	2	77	53	115	296		296	2129	2426
FOOD SERVICE									32683		3263	
TRANSPORTATION											9	

THOSE COSTS REPORTED IN THE COLUMN TITLED -SCHOOL INDIRECT- ARE DERIVED FROM TWO SOURCES: A) EXPENDITURES RECORDED BY SCHOOL AND B) SCHOOL LEVEL EXPENDITURES CENTRALLY RECORDED. FUNCTIONALLY DISTRIBUTED, THESE COSTS ARE AS REPORTED BELOW.

- | | | |
|----------------------------|----------------------------|----------------------------|
| 6100 PUPIL PERSONNEL | 6400 INSTR STAFF TRAINING | 7700 CENTRAL SERVICES |
| 6200 INSTRUCTIONAL MEDIA | 7300 SCHOOL ADMINISTRATION | 7900 OPERATION OF PLANT |
| 6300 INSTR & CURR DEVLPMNT | 7400 FACILITIES ACQ-CONSTR | 8100 MAINTENANCE OF PLANT |
| | | 8200 ADMIN. TECH. SERVICES |
| | | 6500 INSTR. TECH. SERVICES |

FUND- 4
 SCHL- 9819 TEACHING ADJUDICATED YOUTH FAC

PROGRAM CATEGORY	NBR	DIRECT							TOTAL DIRECT	SCHOOL INDIRECT	SCHOOL COST	DISTRICT INDIRECT	TOTAL
		SALARIES	BENEFITS	PURCHASED SERVICES	MATERIAL SUPPLIES	OTHER EXPENSES	CAPITAL OUTLAY						
4-8 BASIC	102										6	7	
9-12 BASIC	103	4			7	5	11	30		30	218	249	
BASIC		4			8	5	12	31		31	225	256	
9-12 BASIC W/ES	113	9	2	5	14	9	18	59	23236	23295	528	23824	
ESE		9	2	5	14	9	18	59	23236	23295	528	23824	
TOTAL FOR FEFP		13	3	5	22	15	30	91	23236	23327	754	24081	
FOOD SERVICE TRANSPORTATION											2		

THOSE COSTS REPORTED IN THE COLUMN TITLED -SCHOOL INDIRECT- ARE DERIVED FROM TWO SOURCES: A) EXPENDITURES RECORDED BY SCHOOL AND B) SCHOOL LEVEL EXPENDITURES CENTRALLY RECORDED. FUNCTIONALLY DISTRIBUTED, THESE COSTS ARE AS REPORTED BELOW.

6100 PUPIL PERSONNEL	6400 INSTR STAFF TRAINING	7700 CENTRAL SERVICES
6200 INSTRUCTIONAL MEDIA	7300 SCHOOL ADMINISTRATION	7900 OPERATION OF PLANT
6300 INSTR & CURR DEVLPMNT	23236 7400 FACILITIES ACQ-CONSTR	8100 MAINTENANCE OF PLANT
		8200 ADMIN. TECH. SERVICES
		6500 INSTR. TECH. SERVICES

School District of Okaloosa County



EXHIBIT K-14

Schedule 3, School Program Cost Report

ARRA - Race To The Top Funds

For the Fiscal Year Ended June 30, 2014

FUND- 8
 SCHL- 0031 EDWINS ELEMENTARY SCHOOL

PROGRAM CATEGORY	NBR	DIRECT							TOTAL DIRECT	SCHOOL INDIRECT	SCHOOL COST	DISTRICT INDIRECT	TOTAL
		SALARIES	BENEFITS	PURCHASED SERVICES	MATERIAL SUPPLIES	OTHER EXPENSES	CAPITAL OUTLAY						
K-3 BASIC	101	103	14	30	439		1058	1645	54	1699	4910	6610	
4-8 BASIC	102	45	6	13	191		461	717	23	741	2142	2884	
BASIC		148	20	43	630		1519	2363	78	2441	7053	9494	
ESOL	130	11	1	3	48		116	181	6	187	541	729	
ESOL		11	1	3	48		116	181	6	187	541	729	
PK-3 BASIC W/ES	111	43	6	12	185		446	694	22	717	2072	2789	
4-8 BASIC W/ESE	112	19	2	5	81		195	304	10	314	909	1224	
ESE LEVEL 4	254	1			6		15	24		24	72	97	
ESE		64	8	18	273		658	1023	33	1057	3054	4111	
TOTAL FOR FEFP		224	31	65	952		2294	3568	117	3686	10649	14335	

FOOD SERVICE
 TRANSPORTATION

THOSE COSTS REPORTED IN THE COLUMN TITLED -SCHOOL INDIRECT- ARE DERIVED FROM TWO SOURCES: A) EXPENDITURES RECORDED BY SCHOOL AND B) SCHOOL LEVEL EXPENDITURES CENTRALLY RECORDED. FUNCTIONALLY DISTRIBUTED, THESE COSTS ARE AS REPORTED BELOW.

6100 PUPIL PERSONNEL	6400 INSTR STAFF TRAINING	117 7700 CENTRAL SERVICES
6200 INSTRUCTIONAL MEDIA	7300 SCHOOL ADMINISTRATION	7900 OPERATION OF PLANT
6300 INSTR & CURR DEVLPMNT	7400 FACILITIES ACQ-CONSTR	8100 MAINTENANCE OF PLANT
		8200 ADMIN. TECH. SERVICES
		6500 INSTR. TECH. SERVICES

FUND- 8
 SCHL- 0041 BAKER SCHOOL

PROGRAM CATEGORY	NBR	DIRECT						TOTAL DIRECT	SCHOOL INDIRECT	SCHOOL COST	DISTRICT INDIRECT	TOTAL
		SALARIES	BENEFITS	PURCHASED SERVICES	MATERIAL SUPPLIES	OTHER EXPENSES	CAPITAL OUTLAY					
K-3 BASIC	101	165	22	48	701		1691	2629	2629	7849	10479	
4-8 BASIC	102	160	22	46	680		1638	2547	2547	7603	10151	
9-12 BASIC	103	120	16	35	509		1226	1907	1907	5694	7601	
BASIC		445	61	129	1891		4556	7085	7085	21147	28232	
PK-3 BASIC W/ES	111	31	4	9	134		324	504	504	1504	2008	
4-8 BASIC W/ESE	112	35	4	10	151		365	567	567	1694	2262	
9-12 BASIC W/ES	113	27	3	7	116		279	435	435	1298	1733	
ESE LEVEL 4	254	1			4		11	17	17	51	69	
ESE		95	13	27	406		980	1524	1524	4549	6074	
VOCATIONAL,6-12	300	24	3	7	103		249	388	388	1158	1546	
VOCATIONAL PGM		24	3	7	103		249	388	388	1158	1546	
TOTAL FOR FEFP		565	78	165	2401		5786	8997	8997	26855	35853	

FOOD SERVICE
 TRANSPORTATION

THOSE COSTS REPORTED IN THE COLUMN TITLED -SCHOOL INDIRECT- ARE DERIVED FROM TWO SOURCES: A) EXPENDITURES RECORDED BY SCHOOL AND B) SCHOOL LEVEL EXPENDITURES CENTRALLY RECORDED. FUNCTIONALLY DISTRIBUTED, THESE COSTS ARE AS REPORTED BELOW.

- | | | |
|----------------------------|----------------------------|----------------------------|
| 6100 PUPIL PERSONNEL | 6400 INSTR STAFF TRAINING | 7700 CENTRAL SERVICES |
| 6200 INSTRUCTIONAL MEDIA | 7300 SCHOOL ADMINISTRATION | 7900 OPERATION OF PLANT |
| 6300 INSTR & CURR DEVLPMNT | 7400 FACILITIES ACQ-CONSTR | 8100 MAINTENANCE OF PLANT |
| | | 8200 ADMIN. TECH. SERVICES |
| | | 6500 INSTR. TECH. SERVICES |

FUND- 8
 SCHL- 0051 BOB SIKES ELEMENTARY SCHOOL

PROGRAM CATEGORY	NBR	DIRECT						TOTAL DIRECT	SCHOOL INDIRECT	SCHOOL COST	DISTRICT INDIRECT	TOTAL
		SALARIES	BENEFITS	PURCHASED SERVICES	MATERIAL SUPPLIES	OTHER EXPENSES	CAPITAL OUTLAY					
K-3 BASIC	101	219	30	63	929		2239	3482	3482	10395	13878	
4-8 BASIC	102	79	10	23	335		808	1257	1257	3753	5011	
BASIC		298	41	86	1265		3048	4740	4740	14148	18889	
ESOL	130	3		1	15		37	58	58	176	235	
ESOL		3		1	15		37	58	58	176	235	
PK-3 BASIC W/ES	111	27	3	8	117		282	439	439	1312	1751	
4-8 BASIC W/ESE	112	22	3	6	94		227	354	354	1057	1411	
ESE LEVEL 5	255				3		7	11	11	33	45	
ESE		50	7	14	214		517	805	805	2403	3208	
TOTAL FOR FEFP		352	49	102	1496		3604	5604	5604	16728	22333	

FOOD SERVICE
 TRANSPORTATION

THOSE COSTS REPORTED IN THE COLUMN TITLED -SCHOOL INDIRECT- ARE DERIVED FROM TWO SOURCES: A) EXPENDITURES RECORDED BY SCHOOL AND B) SCHOOL LEVEL EXPENDITURES CENTRALLY RECORDED. FUNCTIONALLY DISTRIBUTED, THESE COSTS ARE AS REPORTED BELOW.

- | | | |
|----------------------------|----------------------------|----------------------------|
| 6100 PUPIL PERSONNEL | 6400 INSTR STAFF TRAINING | 7700 CENTRAL SERVICES |
| 6200 INSTRUCTIONAL MEDIA | 7300 SCHOOL ADMINISTRATION | 7900 OPERATION OF PLANT |
| 6300 INSTR & CURR DEVLPMNT | 7400 FACILITIES ACQ-CONSTR | 8100 MAINTENANCE OF PLANT |
| | | 8200 ADMIN. TECH. SERVICES |
| | | 6500 INSTR. TECH. SERVICES |

FUND- 8
 SCHL- 0082 MEIGS MIDDLE SCHOOL

PROGRAM CATEGORY	NBR	DIRECT						TOTAL DIRECT	SCHOOL INDIRECT	SCHOOL COST	DISTRICT INDIRECT	TOTAL
		SALARIES	BENEFITS	PURCHASED SERVICES	MATERIAL SUPPLIES	OTHER EXPENSES	CAPITAL OUTLAY					
4-8 BASIC	102	178	24	51	756		1821	2832	2832	8455	11288	
BASIC		178	24	51	756		1821	2832	2832	8455	11288	
ESOL	130	1			6		15	23	23	71	95	
ESOL		1			6		15	23	23	71	95	
4-8 BASIC W/ESE	112	43	6	12	185		445	693	693	2069	2762	
ESE LEVEL 4	254				2		5	8	8	24	33	
ESE		44	6	12	187		451	701	701	2094	2796	
TOTAL FOR FEFP		223	31	65	949		2288	3558	3558	10621	14179	

FOOD SERVICE
 TRANSPORTATION

THOSE COSTS REPORTED IN THE COLUMN TITLED -SCHOOL INDIRECT- ARE DERIVED FROM TWO SOURCES: A) EXPENDITURES RECORDED BY SCHOOL AND B) SCHOOL LEVEL EXPENDITURES CENTRALLY RECORDED. FUNCTIONALLY DISTRIBUTED, THESE COSTS ARE AS REPORTED BELOW.

- | | | |
|----------------------------|----------------------------|----------------------------|
| 6100 PUPIL PERSONNEL | 6400 INSTR STAFF TRAINING | 7700 CENTRAL SERVICES |
| 6200 INSTRUCTIONAL MEDIA | 7300 SCHOOL ADMINISTRATION | 7900 OPERATION OF PLANT |
| 6300 INSTR & CURR DEVLPMNT | 7400 FACILITIES ACQ-CONSTR | 8100 MAINTENANCE OF PLANT |
| | | 8200 ADMIN. TECH. SERVICES |
| | | 6500 INSTR. TECH. SERVICES |

FUND- 8
 SCHL- 0092 SHOAL RIVER MIDDLE SCHOOL

PROGRAM CATEGORY	NBR	DIRECT							TOTAL DIRECT	SCHOOL INDIRECT	SCHOOL COST	DISTRICT INDIRECT	TOTAL
		SALARIES	BENEFITS	PURCHASED SERVICES	MATERIAL SUPPLIES	OTHER EXPENSES	CAPITAL OUTLAY						
4-8 BASIC	102	263	36	76	1117		2692	4186		4186	12495	16681	
BASIC		263	36	76	1117		2692	4186		4186	12495	16681	
ESOL	130				3		8	13		13	39	52	
ESOL					3		8	13		13	39	52	
4-8 BASIC W/ESE	112	57	8	16	245		591	919		919	2745	3665	
ESE LEVEL 5	255	1			6		15	24		24	73	98	
ESE		59	8	17	252		607	944		944	2819	3763	
TOTAL FOR FEFP		323	44	94	1373		3308	5144		5144	15354	20498	

FOOD SERVICE
 TRANSPORTATION

THOSE COSTS REPORTED IN THE COLUMN TITLED -SCHOOL INDIRECT- ARE DERIVED FROM TWO SOURCES: A) EXPENDITURES RECORDED BY SCHOOL AND B) SCHOOL LEVEL EXPENDITURES CENTRALLY RECORDED. FUNCTIONALLY DISTRIBUTED, THESE COSTS ARE AS REPORTED BELOW.

- | | | |
|----------------------------|----------------------------|----------------------------|
| 6100 PUPIL PERSONNEL | 6400 INSTR STAFF TRAINING | 7700 CENTRAL SERVICES |
| 6200 INSTRUCTIONAL MEDIA | 7300 SCHOOL ADMINISTRATION | 7900 OPERATION OF PLANT |
| 6300 INSTR & CURR DEVLPMNT | 7400 FACILITIES ACQ-CONSTR | 8100 MAINTENANCE OF PLANT |
| | | 8200 ADMIN. TECH. SERVICES |
| | | 6500 INSTR. TECH. SERVICES |

FUND- 8
 SCHL- 0121 RUCKEL MIDDLE SCHOOL

PROGRAM	NBR	DIRECT							TOTAL DIRECT	SCHOOL INDIRECT	SCHOOL COST	DISTRICT INDIRECT	TOTAL
		SALARIES	BENEFITS	PURCHASED SERVICES	MATERIAL SUPPLIES	OTHER EXPENSES	CAPITAL OUTLAY						
4-8 BASIC	102	277	38	81	1178		2839	4415		4415	13177	17593	
BASIC		277	38	81	1178		2839	4415		4415	13177	17593	
ESOL	130				1		4	7		7	20	27	
ESOL					1		4	7		7	20	27	
4-8 BASIC W/ESE	112	70	9	20	298		718	1117		1117	3335	4453	
ESE LEVEL 4	254	2			10		24	38		38	114	152	
ESE LEVEL 5	255				1		2	4		4	12	16	
ESE		72	10	21	309		746	1160		1160	3462	4622	
TOTAL FOR FEFP		351	48	102	1490		3589	5582		5582	16660	22243	

FOOD SERVICE
 TRANSPORTATION

THOSE COSTS REPORTED IN THE COLUMN TITLED -SCHOOL INDIRECT- ARE DERIVED FROM TWO SOURCES: A) EXPENDITURES RECORDED BY SCHOOL AND B) SCHOOL LEVEL EXPENDITURES CENTRALLY RECORDED. FUNCTIONALLY DISTRIBUTED, THESE COSTS ARE AS REPORTED BELOW.

- | | | |
|----------------------------|----------------------------|----------------------------|
| 6100 PUPIL PERSONNEL | 6400 INSTR STAFF TRAINING | 7700 CENTRAL SERVICES |
| 6200 INSTRUCTIONAL MEDIA | 7300 SCHOOL ADMINISTRATION | 7900 OPERATION OF PLANT |
| 6300 INSTR & CURR DEVLPMNT | 7400 FACILITIES ACQ-CONSTR | 8100 MAINTENANCE OF PLANT |
| | | 8200 ADMIN. TECH. SERVICES |
| | | 6500 INSTR. TECH. SERVICES |

FUND- 8
 SCHL- 0131 DESTIN ELEMENTARY

PROGRAM CATEGORY	NBR	DIRECT						TOTAL DIRECT	SCHOOL INDIRECT	SCHOOL COST	DISTRICT INDIRECT	TOTAL
		SALARIES	BENEFITS	PURCHASED SERVICES	MATERIAL SUPPLIES	OTHER EXPENSES	CAPITAL OUTLAY					
K-3 BASIC	101	191	26	55	814		1962	3050	54	3105	9105	12210
4-8 BASIC	102	34	4	10	145		350	545	9	555	1627	2182
BASIC		226	31	65	959		2312	3596	63	3660	10733	14393
ESOL	130	24	3	7	105		255	396	7	403	1183	1587
ESOL		24	3	7	105		255	396	7	403	1183	1587
PK-3 BASIC W/ES	111	61	8	17	261		630	980	17	998	2927	3925
4-8 BASIC W/ESE	112	20	2	5	86		208	323	5	329	966	1295
ESE LEVEL 4	254				1		2	3		3	11	15
ESE		82	11	24	349		841	1308	23	1331	3904	5235
TOTAL FOR FEFP		333	46	97	1415		3409	5301	93	5395	15821	21217

FOOD SERVICE
 TRANSPORTATION

THOSE COSTS REPORTED IN THE COLUMN TITLED -SCHOOL INDIRECT- ARE DERIVED FROM TWO SOURCES: A) EXPENDITURES RECORDED BY SCHOOL AND B) SCHOOL LEVEL EXPENDITURES CENTRALLY RECORDED. FUNCTIONALLY DISTRIBUTED, THESE COSTS ARE AS REPORTED BELOW.

6100 PUPIL PERSONNEL	6400 INSTR STAFF TRAINING	93 7700 CENTRAL SERVICES
6200 INSTRUCTIONAL MEDIA	7300 SCHOOL ADMINISTRATION	7900 OPERATION OF PLANT
6300 INSTR & CURR DEVLPMNT	7400 FACILITIES ACQ-CONSTR	8100 MAINTENANCE OF PLANT
		8200 ADMIN. TECH. SERVICES
		6500 INSTR. TECH. SERVICES

FUND- 8
 SCHL- 0151 EDGE ELEMENTARY

PROGRAM CATEGORY	NBR	DIRECT						TOTAL DIRECT	SCHOOL INDIRECT	SCHOOL COST	DISTRICT INDIRECT	TOTAL
		SALARIES	BENEFITS	PURCHASED SERVICES	MATERIAL SUPPLIES	OTHER EXPENSES	CAPITAL OUTLAY					
K-3 BASIC	101	130	18	37	552		1330	2068	165	2233	6173	8407
4-8 BASIC	102	51	7	14	216		522	812	64	877	2424	3301
BASIC		181	25	52	768		1852	2880	230	3111	8597	11708
ESOL	130				3		9	14	1	16	44	60
ESOL					3		9	14	1	16	44	60
PK-3 BASIC W/ES 111		47	6	13	199		481	748	59	808	2234	3043
4-8 BASIC W/ESE 112		16	2	4	68		164	255	20	276	763	1039
ESE		63	8	18	268		645	1004	80	1084	2997	4082
TOTAL FOR FEFP		245	34	71	1040		2508	3899	311	4211	11639	15851

FOOD SERVICE
 TRANSPORTATION

THOSE COSTS REPORTED IN THE COLUMN TITLED -SCHOOL INDIRECT- ARE DERIVED FROM TWO SOURCES: A) EXPENDITURES RECORDED BY SCHOOL AND B) SCHOOL LEVEL EXPENDITURES CENTRALLY RECORDED. FUNCTIONALLY DISTRIBUTED, THESE COSTS ARE AS REPORTED BELOW.

6100 PUPIL PERSONNEL	6400 INSTR STAFF TRAINING	311	7700 CENTRAL SERVICES
6200 INSTRUCTIONAL MEDIA	7300 SCHOOL ADMINISTRATION		7900 OPERATION OF PLANT
6300 INSTR & CURR DEVLPMNT	7400 FACILITIES ACQ-CONSTR		8100 MAINTENANCE OF PLANT
			8200 ADMIN. TECH. SERVICES
			6500 INSTR. TECH. SERVICES

FUND- 8
 SCHL- 0161 EGLIN ELEMENTARY

PROGRAM CATEGORY	NBR	PURCHASED						TOTAL		SCHOOL INDIRECT	SCHOOL COST	DISTRICT INDIRECT	TOTAL
		SALARIES	BENEFITS	SERVICES	MATERIAL SUPPLIES	OTHER EXPENSES	CAPITAL OUTLAY	DIRECT	INDIRECT				
K-3 BASIC	101	156	21	45	663		1597	2484	68	2552	7415	9968	
4-8 BASIC	102	18	2	5	76		185	288	7	295	859	1155	
BASIC		174	24	50	740		1782	2772	76	2848	8274	11123	
ESOL	130				2		6	10		10	29	40	
ESOL					2		6	10		10	29	40	
PK-3 BASIC W/ES	111	35	4	10	149		359	558	15	574	1667	2241	
4-8 BASIC W/ESE	112	8	1	2	37		90	140	3	144	420	565	
ESE LEVEL 5	255										1	1	
ESE		44	6	12	186		450	699	19	719	2089	2808	
TOTAL FOR FEFP		219	30	63	929		2239	3482	95	3578	10393	13972	

FOOD SERVICE
 TRANSPORTATION

THOSE COSTS REPORTED IN THE COLUMN TITLED -SCHOOL INDIRECT- ARE DERIVED FROM TWO SOURCES: A) EXPENDITURES RECORDED BY SCHOOL AND B) SCHOOL LEVEL EXPENDITURES CENTRALLY RECORDED. FUNCTIONALLY DISTRIBUTED, THESE COSTS ARE AS REPORTED BELOW.

6100 PUPIL PERSONNEL	6400 INSTR STAFF TRAINING	95 7700 CENTRAL SERVICES
6200 INSTRUCTIONAL MEDIA	7300 SCHOOL ADMINISTRATION	7900 OPERATION OF PLANT
6300 INSTR & CURR DEVLPMNT	7400 FACILITIES ACQ-CONSTR	8100 MAINTENANCE OF PLANT
		8200 ADMIN. TECH. SERVICES
		6500 INSTR. TECH. SERVICES

FUND- 8
 SCHL- 0201 LAUREL HILL SCHOOL

PROGRAM CATEGORY	NBR	DIRECT						TOTAL DIRECT	SCHOOL INDIRECT	SCHOOL COST	DISTRICT INDIRECT	TOTAL
		SALARIES	BENEFITS	PURCHASED SERVICES	MATERIAL SUPPLIES	OTHER EXPENSES	CAPITAL OUTLAY					
K-3 BASIC	101	55	7	16	233		563	875	15	891	2614	3505
4-8 BASIC	102	73	10	21	312		752	1169	20	1190	3490	4680
9-12 BASIC	103	47	6	13	201		486	756	13	769	2256	3026
BASIC		176	24	51	747		1801	2801	49	2850	8361	11211
PK-3 BASIC W/ES	111	6		1	26		63	98	1	100	293	393
4-8 BASIC W/ESE	112	10	1	3	45		109	169	2	172	507	680
9-12 BASIC W/ES	113	8	1	2	34		83	130	2	132	388	521
ESE LEVEL 5	255				4		9	15		15	45	61
ESE		26	3	7	110		266	413	7	421	1235	1656
VOCATIONAL,6-12	300	19	2	5	83		201	313	5	318	935	1254
VOCATIONAL PGM		19	2	5	83		201	313	5	318	935	1254
TOTAL FOR FEFP		221	30	64	941		2269	3528	61	3590	10531	14122

FOOD SERVICE
 TRANSPORTATION

THOSE COSTS REPORTED IN THE COLUMN TITLED -SCHOOL INDIRECT- ARE DERIVED FROM TWO SOURCES: A) EXPENDITURES RECORDED BY SCHOOL AND B) SCHOOL LEVEL EXPENDITURES CENTRALLY RECORDED. FUNCTIONALLY DISTRIBUTED, THESE COSTS ARE AS REPORTED BELOW.

- | | | |
|----------------------------|----------------------------|----------------------------|
| 6100 PUPIL PERSONNEL | 6400 INSTR STAFF TRAINING | 61 7700 CENTRAL SERVICES |
| 6200 INSTRUCTIONAL MEDIA | 7300 SCHOOL ADMINISTRATION | 7900 OPERATION OF PLANT |
| 6300 INSTR & CURR DEVLPMNT | 7400 FACILITIES ACQ-CONSTR | 8100 MAINTENANCE OF PLANT |
| | | 8200 ADMIN. TECH. SERVICES |
| | | 6500 INSTR. TECH. SERVICES |

FUND- 8
 SCHL- 0211 NICEVILLE SENIOR HIGH SCHOOL

PROGRAM CATEGORY	NBR	DIRECT							TOTAL DIRECT	SCHOOL INDIRECT	SCHOOL COST	DISTRICT INDIRECT	TOTAL
		SALARIES	BENEFITS	PURCHASED SERVICES	MATERIAL SUPPLIES	OTHER EXPENSES	CAPITAL OUTLAY						
4-8 BASIC	102							1	1		4	6	
9-12 BASIC	103	532	74	155	2259		5443	8464	79	8544	25263	33807	
BASIC		532	74	155	2259		5444	8466	79	8545	25267	33813	
ESOL	130				3		9	14		14	43	57	
ESOL					3		9	14		14	43	57	
4-8 BASIC W/ESE	112										1	2	
9-12 BASIC W/ES	113	131	18	38	558		1345	2091	19	2111	6243	8355	
ESE LEVEL 4	254				1		4	7		7	22	29	
ESE LEVEL 5	255	2			10		26	40		40	121	162	
ESE		134	18	39	571		1376	2140	20	2160	6388	8549	
VOCATIONAL,6-12	300	41	5	12	177		426	663	6	670	1981	2651	
VOCATIONAL PGM		41	5	12	177		426	663	6	670	1981	2651	
TOTAL FOR FEFP		709	98	207	3012		7257	11285	105	11391	33680	45071	

FOOD SERVICE
 TRANSPORTATION

THOSE COSTS REPORTED IN THE COLUMN TITLED -SCHOOL INDIRECT- ARE DERIVED FROM TWO SOURCES: A) EXPENDITURES RECORDED BY SCHOOL AND B) SCHOOL LEVEL EXPENDITURES CENTRALLY RECORDED. FUNCTIONALLY DISTRIBUTED, THESE COSTS ARE AS REPORTED BELOW.

6100 PUPIL PERSONNEL	6400 INSTR STAFF TRAINING	105 7700 CENTRAL SERVICES
6200 INSTRUCTIONAL MEDIA	7300 SCHOOL ADMINISTRATION	7900 OPERATION OF PLANT
6300 INSTR & CURR DEVLPMNT	7400 FACILITIES ACQ-CONSTR	8100 MAINTENANCE OF PLANT
		8200 ADMIN. TECH. SERVICES
		6500 INSTR. TECH. SERVICES

FUND- 8
 SCHL- 0222 NORTHWOOD ELEMENTARY

PROGRAM CATEGORY	NBR	DIRECT						TOTAL DIRECT	SCHOOL INDIRECT	SCHOOL COST	DISTRICT INDIRECT	TOTAL
		SALARIES	BENEFITS	PURCHASED SERVICES	MATERIAL SUPPLIES	OTHER EXPENSES	CAPITAL OUTLAY					
K-3 BASIC	101	176	24	51	749		1804	2806	2806	8376	11183	
4-8 BASIC	102	70	9	20	300		723	1125	1125	3359	4484	
BASIC		247	34	72	1049		2528	3932	3932	11736	15668	
ESOL	130	3		1	14		35	55	55	166	222	
ESOL		3		1	14		35	55	55	166	222	
PK-3 BASIC W/ES	111	70	9	20	299		721	1122	1122	3350	4472	
4-8 BASIC W/ESE	112	24	3	7	104		251	390	390	1165	1555	
ESE LEVEL 4	254	8	1	2	34		82	128	128	383	512	
ESE LEVEL 5	255	1			7		17	27	27	83	111	
ESE		105	14	30	445		1073	1669	1669	4982	6651	
TOTAL FOR FEFP		355	49	103	1510		3638	5657	5657	16885	22542	

FOOD SERVICE
 TRANSPORTATION

THOSE COSTS REPORTED IN THE COLUMN TITLED -SCHOOL INDIRECT- ARE DERIVED FROM TWO SOURCES: A) EXPENDITURES RECORDED BY SCHOOL AND B) SCHOOL LEVEL EXPENDITURES CENTRALLY RECORDED. FUNCTIONALLY DISTRIBUTED, THESE COSTS ARE AS REPORTED BELOW.

6100 PUPIL PERSONNEL	6400 INSTR STAFF TRAINING	7700 CENTRAL SERVICES
6200 INSTRUCTIONAL MEDIA	7300 SCHOOL ADMINISTRATION	7900 OPERATION OF PLANT
6300 INSTR & CURR DEVLPMNT	7400 FACILITIES ACQ-CONSTR	8100 MAINTENANCE OF PLANT
		8200 ADMIN. TECH. SERVICES
		6500 INSTR. TECH. SERVICES

FUND- 8
 SCHL- 0241 SILVER SANDS SCHOOL

PROGRAM CATEGORY	NBR	DIRECT						TOTAL DIRECT	SCHOOL INDIRECT	SCHOOL COST	DISTRICT INDIRECT	TOTAL
		SALARIES	BENEFITS	PURCHASED SERVICES	MATERIAL SUPPLIES	OTHER EXPENSES	CAPITAL OUTLAY					
ESE LEVEL 4	254	98	13	28	416		1003	1560	1560	4658	6219	
ESE LEVEL 5	255	40	5	11	172		415	646	646	1928	2574	
ESE		138	19	40	589		1419	2206	2206	6586	8793	
TOTAL FOR FEFP		138	19	40	589		1419	2206	2206	6586	8793	

FOOD SERVICE
 TRANSPORTATION

THOSE COSTS REPORTED IN THE COLUMN TITLED -SCHOOL INDIRECT- ARE DERIVED FROM TWO SOURCES: A) EXPENDITURES RECORDED BY SCHOOL AND B) SCHOOL LEVEL EXPENDITURES CENTRALLY RECORDED. FUNCTIONALLY DISTRIBUTED, THESE COSTS ARE AS REPORTED BELOW.

6100 PUPIL PERSONNEL	6400 INSTR STAFF TRAINING	7700 CENTRAL SERVICES
6200 INSTRUCTIONAL MEDIA	7300 SCHOOL ADMINISTRATION	7900 OPERATION OF PLANT
6300 INSTR & CURR DEVLPMNT	7400 FACILITIES ACQ-CONSTR	8100 MAINTENANCE OF PLANT
		8200 ADMIN. TECH. SERVICES
		6500 INSTR. TECH. SERVICES

FUND- 8
 SCHL- 0251 RIVERSIDE ELEMENTARY

PROGRAM CATEGORY	NBR	DIRECT							TOTAL DIRECT	SCHOOL INDIRECT	SCHOOL COST	DISTRICT INDIRECT	TOTAL
		SALARIES	BENEFITS	PURCHASED SERVICES	MATERIAL SUPPLIES	OTHER EXPENSES	CAPITAL OUTLAY						
K-3 BASIC	101	239	33	69	1016		2449	3809		3809	11369	15179	
4-8 BASIC	102	100	13	29	426		1026	1596		1596	4763	6359	
BASIC		340	47	99	1442		3476	5405		5405	16133	21538	
ESOL	130	5		1	22		54	84		84	250	335	
ESOL		5		1	22		54	84		84	250	335	
PK-3 BASIC W/ES	111	37	5	10	159		383	595		595	1778	2374	
4-8 BASIC W/ESE	112	25	3	7	106		256	398		398	1188	1586	
ESE LEVEL 5	255				3		7	11		11	34	45	
ESE		63	8	18	268		646	1005		1005	3000	4006	
TOTAL FOR FEFP		408	56	119	1733		4176	6495		6495	19385	25880	

FOOD SERVICE
 TRANSPORTATION

THOSE COSTS REPORTED IN THE COLUMN TITLED -SCHOOL INDIRECT- ARE DERIVED FROM TWO SOURCES: A) EXPENDITURES RECORDED BY SCHOOL AND B) SCHOOL LEVEL EXPENDITURES CENTRALLY RECORDED. FUNCTIONALLY DISTRIBUTED, THESE COSTS ARE AS REPORTED BELOW.

6100 PUPIL PERSONNEL	6400 INSTR STAFF TRAINING	7700 CENTRAL SERVICES
6200 INSTRUCTIONAL MEDIA	7300 SCHOOL ADMINISTRATION	7900 OPERATION OF PLANT
6300 INSTR & CURR DEVLPMNT	7400 FACILITIES ACQ-CONSTR	8100 MAINTENANCE OF PLANT
		8200 ADMIN. TECH. SERVICES
		6500 INSTR. TECH. SERVICES

FUND- 8
 SCHL- 0271 PRYOR MIDDLE SCHOOL

PROGRAM CATEGORY	NBR	DIRECT						TOTAL DIRECT	SCHOOL INDIRECT	SCHOOL COST	DISTRICT INDIRECT	TOTAL
		SALARIES	BENEFITS	PURCHASED SERVICES	MATERIAL SUPPLIES	OTHER EXPENSES	CAPITAL OUTLAY					
4-8 BASIC	102	189	26	55	803		1937	3012	271	3283	8989	12272
BASIC		189	26	55	803		1937	3012	271	3283	8989	12272
ESOL	130	6		1	26		63	99	8	108	296	405
ESOL		6		1	26		63	99	8	108	296	405
4-8 BASIC W/ESE	112	49	6	14	208		501	780	70	850	2328	3179
ESE LEVEL 5	255				2		4	7		8	22	30
ESE		49	6	14	210		506	787	70	858	2351	3210
TOTAL FOR FEFP		245	34	71	1040		2507	3899	350	4250	11637	15888

FOOD SERVICE
 TRANSPORTATION

THOSE COSTS REPORTED IN THE COLUMN TITLED -SCHOOL INDIRECT- ARE DERIVED FROM TWO SOURCES: A) EXPENDITURES RECORDED BY SCHOOL AND B) SCHOOL LEVEL EXPENDITURES CENTRALLY RECORDED. FUNCTIONALLY DISTRIBUTED, THESE COSTS ARE AS REPORTED BELOW.

6100 PUPIL PERSONNEL	6400 INSTR STAFF TRAINING	350 7700 CENTRAL SERVICES
6200 INSTRUCTIONAL MEDIA	7300 SCHOOL ADMINISTRATION	7900 OPERATION OF PLANT
6300 INSTR & CURR DEVLPMNT	7400 FACILITIES ACQ-CONSTR	8100 MAINTENANCE OF PLANT
		8200 ADMIN. TECH. SERVICES
		6500 INSTR. TECH. SERVICES

FUND- 8
 SCHL- 0281 WRIGHT ELEMENTARY

PROGRAM CATEGORY	NBR	DIRECT						TOTAL DIRECT	SCHOOL INDIRECT	SCHOOL COST	DISTRICT INDIRECT	TOTAL
		SALARIES	BENEFITS	PURCHASED SERVICES	MATERIAL SUPPLIES	OTHER EXPENSES	CAPITAL OUTLAY					
K-3 BASIC	101	148	20	43	631		1521	2365	38	2404	7061	9465
4-8 BASIC	102	72	10	21	308		743	1155	18	1174	3450	4624
BASIC		221	30	64	940		2264	3521	57	3579	10511	14090
ESOL	130	35	4	10	151		364	566	9	575	1690	2265
ESOL		35	4	10	151		364	566	9	575	1690	2265
PK-3 BASIC W/ES 111		32	4	9	136		328	511	8	519	1526	2046
4-8 BASIC W/ESE 112		12	1	3	52		126	196	3	199	586	786
ESE		44	6	12	188		455	707	11	719	2112	2832
TOTAL FOR FEFP		301	41	87	1280		3084	4796	77	4874	14314	19188

FOOD SERVICE
 TRANSPORTATION

THOSE COSTS REPORTED IN THE COLUMN TITLED -SCHOOL INDIRECT- ARE DERIVED FROM TWO SOURCES: A) EXPENDITURES RECORDED BY SCHOOL AND B) SCHOOL LEVEL EXPENDITURES CENTRALLY RECORDED. FUNCTIONALLY DISTRIBUTED, THESE COSTS ARE AS REPORTED BELOW.

6100 PUPIL PERSONNEL	6400 INSTR STAFF TRAINING	77 7700 CENTRAL SERVICES
6200 INSTRUCTIONAL MEDIA	7300 SCHOOL ADMINISTRATION	7900 OPERATION OF PLANT
6300 INSTR & CURR DEVLPMNT	7400 FACILITIES ACQ-CONSTR	8100 MAINTENANCE OF PLANT
		8200 ADMIN. TECH. SERVICES
		6500 INSTR. TECH. SERVICES

FUND- 8
 SCHL- 0431 SHALIMAR ELEMENTARY

PROGRAM CATEGORY	NBR	DIRECT						TOTAL DIRECT	SCHOOL INDIRECT	SCHOOL COST	DISTRICT INDIRECT	TOTAL
		SALARIES	BENEFITS	PURCHASED SERVICES	MATERIAL SUPPLIES	OTHER EXPENSES	CAPITAL OUTLAY					
K-3 BASIC	101	145	20	42	618		1489	2316	2316	6912	9228	
4-8 BASIC	102	60	8	17	255		614	955	955	2852	3807	
BASIC		205	28	60	873		2104	3271	3271	9764	13036	
ESOL	130	14	2	4	61		148	231	231	689	920	
ESOL		14	2	4	61		148	231	231	689	920	
PK-3 BASIC W/ES	111	39	5	11	167		404	629	629	1877	2506	
4-8 BASIC W/ESE	112	18	2	5	77		185	288	288	862	1151	
ESE LEVEL 5	255	1			4		10	16	16	49	66	
ESE		58	8	17	249		601	934	934	2789	3724	
TOTAL FOR FEFP		279	38	81	1184		2853	4437	4437	13244	17681	

FOOD SERVICE
 TRANSPORTATION

THOSE COSTS REPORTED IN THE COLUMN TITLED -SCHOOL INDIRECT- ARE DERIVED FROM TWO SOURCES: A) EXPENDITURES RECORDED BY SCHOOL AND B) SCHOOL LEVEL EXPENDITURES CENTRALLY RECORDED. FUNCTIONALLY DISTRIBUTED, THESE COSTS ARE AS REPORTED BELOW.

6100 PUPIL PERSONNEL	6400 INSTR STAFF TRAINING	7700 CENTRAL SERVICES
6200 INSTRUCTIONAL MEDIA	7300 SCHOOL ADMINISTRATION	7900 OPERATION OF PLANT
6300 INSTR & CURR DEVLPMNT	7400 FACILITIES ACQ-CONSTR	8100 MAINTENANCE OF PLANT
		8200 ADMIN. TECH. SERVICES
		6500 INSTR. TECH. SERVICES

FUND- 8
 SCHL- 0541 ELLIOTT POINT ELEMENTARY

PROGRAM CATEGORY	NBR	DIRECT						TOTAL DIRECT	SCHOOL INDIRECT	SCHOOL COST	DISTRICT INDIRECT	TOTAL
		SALARIES	BENEFITS	PURCHASED SERVICES	MATERIAL SUPPLIES	OTHER EXPENSES	CAPITAL OUTLAY					
K-3 BASIC	101	156	21	45	664		1601	2490	2490	7433	9923	
4-8 BASIC	102	61	8	17	261		630	980	980	2927	3908	
BASIC		218	30	63	926		2232	3471	3471	10361	13832	
ESOL	130	12	1	3	53		129	201	201	600	801	
ESOL		12	1	3	53		129	201	201	600	801	
PK-3 BASIC W/ES	111	41	5	11	174		419	652	652	1947	2600	
4-8 BASIC W/ESE	112	19	2	5	84		202	315	315	940	1255	
ESE LEVEL 4	254	2			11		26	41	41	123	165	
ESE		63	8	18	269		648	1009	1009	3011	4020	
TOTAL FOR FEFP		294	40	85	1249		3010	4681	4681	13972	18654	

FOOD SERVICE
 TRANSPORTATION

THOSE COSTS REPORTED IN THE COLUMN TITLED -SCHOOL INDIRECT- ARE DERIVED FROM TWO SOURCES: A) EXPENDITURES RECORDED BY SCHOOL AND B) SCHOOL LEVEL EXPENDITURES CENTRALLY RECORDED. FUNCTIONALLY DISTRIBUTED, THESE COSTS ARE AS REPORTED BELOW.

6100 PUPIL PERSONNEL	6400 INSTR STAFF TRAINING	7700 CENTRAL SERVICES
6200 INSTRUCTIONAL MEDIA	7300 SCHOOL ADMINISTRATION	7900 OPERATION OF PLANT
6300 INSTR & CURR DEVLPMNT	7400 FACILITIES ACQ-CONSTR	8100 MAINTENANCE OF PLANT
		8200 ADMIN. TECH. SERVICES
		6500 INSTR. TECH. SERVICES

FUND- 8
 SCHL- 0561 MARY ESTHER ELEMENTARY

PROGRAM CATEGORY	NBR	DIRECT						TOTAL DIRECT	SCHOOL INDIRECT	SCHOOL COST	DISTRICT INDIRECT	TOTAL
		SALARIES	BENEFITS	PURCHASED SERVICES	MATERIAL SUPPLIES	OTHER EXPENSES	CAPITAL OUTLAY					
K-3 BASIC	101	155	21	45	658		1585	2466	95	2561	7360	9922
4-8 BASIC	102	62	8	18	264		638	992	38	1030	2960	3991
BASIC		217	30	63	923		2223	3458	134	3592	10321	13913
ESOL	130	16	2	4	71		172	268	10	279	802	1081
ESOL		16	2	4	71		172	268	10	279	802	1081
PK-3 BASIC W/ES 111		40	5	11	171		413	642	24	667	1917	2584
4-8 BASIC W/ESE 112		18	2	5	78		188	293	11	305	876	1181
ESE		58	8	17	249		602	936	36	972	2793	3766
TOTAL FOR FEFP		293	40	85	1244		2998	4663	180	4844	13917	18762

FOOD SERVICE
 TRANSPORTATION

THOSE COSTS REPORTED IN THE COLUMN TITLED -SCHOOL INDIRECT- ARE DERIVED FROM TWO SOURCES: A) EXPENDITURES RECORDED BY SCHOOL AND B) SCHOOL LEVEL EXPENDITURES CENTRALLY RECORDED. FUNCTIONALLY DISTRIBUTED, THESE COSTS ARE AS REPORTED BELOW.

6100 PUPIL PERSONNEL	6400 INSTR STAFF TRAINING	180 7700 CENTRAL SERVICES
6200 INSTRUCTIONAL MEDIA	7300 SCHOOL ADMINISTRATION	7900 OPERATION OF PLANT
6300 INSTR & CURR DEVLPMNT	7400 FACILITIES ACQ-CONSTR	8100 MAINTENANCE OF PLANT
		8200 ADMIN. TECH. SERVICES
		6500 INSTR. TECH. SERVICES

FUND- 8
 SCHL- 0571 PLEW ELEMENTARY

PROGRAM CATEGORY	NBR	DIRECT						TOTAL DIRECT	SCHOOL INDIRECT	SCHOOL COST	DISTRICT INDIRECT	TOTAL
		SALARIES	BENEFITS	PURCHASED SERVICES	MATERIAL SUPPLIES	OTHER EXPENSES	CAPITAL OUTLAY					
K-3 BASIC	101	166	23	48	705		1699	2642	32	2674	7886	10560
4-8 BASIC	102	56	7	16	240		580	902	11	913	2692	3605
BASIC		222	30	65	946		2279	3544	43	3588	10578	14166
ESOL	130	1			8		20	31		32	94	127
ESOL		1			8		20	31		32	94	127
PK-3 BASIC W/ES	111	57	8	16	244		589	916	11	927	2734	3661
4-8 BASIC W/ESE	112	19	2	5	82		197	307	3	311	917	1228
ESE		76	10	22	326		786	1223	15	1238	3651	4889
TOTAL FOR FEFP		301	41	88	1281		3086	4799	58	4858	14324	19183

FOOD SERVICE
 TRANSPORTATION

THOSE COSTS REPORTED IN THE COLUMN TITLED -SCHOOL INDIRECT- ARE DERIVED FROM TWO SOURCES: A) EXPENDITURES RECORDED BY SCHOOL AND B) SCHOOL LEVEL EXPENDITURES CENTRALLY RECORDED. FUNCTIONALLY DISTRIBUTED, THESE COSTS ARE AS REPORTED BELOW.

6100 PUPIL PERSONNEL	6400 INSTR STAFF TRAINING	58 7700 CENTRAL SERVICES
6200 INSTRUCTIONAL MEDIA	7300 SCHOOL ADMINISTRATION	7900 OPERATION OF PLANT
6300 INSTR & CURR DEVLPMNT	7400 FACILITIES ACQ-CONSTR	8100 MAINTENANCE OF PLANT
		8200 ADMIN. TECH. SERVICES
		6500 INSTR. TECH. SERVICES

FUND- 8
 SCHL- 0581 CHOCTAWHATCHEE HIGH

PROGRAM CATEGORY	NBR	----- DIRECT -----							TOTAL DIRECT	SCHOOL INDIRECT	SCHOOL COST	DISTRICT INDIRECT	TOTAL
		SALARIES	BENEFITS	PURCHASED SERVICES	MATERIAL SUPPLIES	OTHER EXPENSES	CAPITAL OUTLAY						
4-8 BASIC	102										2	3	
9-12 BASIC	103	457	63	133	1940		4675	7270		7270	21698	28969	
BASIC		457	63	133	1940		4676	7271		7271	21701	28973	
ESOL	130	8	1	2	35		85	132		132	395	528	
ESOL		8	1	2	35		85	132		132	395	528	
9-12 BASIC W/ES	113	104	14	30	441		1064	1655		1655	4942	6597	
ESE LEVEL 4	254	1			6		16	24		24	74	99	
ESE LEVEL 5	255	3		1	15		37	58		58	174	232	
ESE		109	15	31	464		1118	1739		1739	5190	6930	
VOCATIONAL,6-12	300	22	3	6	93		226	351		351	1049	1401	
VOCATIONAL PGM		22	3	6	93		226	351		351	1049	1401	
TOTAL FOR FEFP		597	83	174	2534		6106	9494		9494	28337	37832	

FOOD SERVICE
 TRANSPORTATION

THOSE COSTS REPORTED IN THE COLUMN TITLED -SCHOOL INDIRECT- ARE DERIVED FROM TWO SOURCES: A) EXPENDITURES RECORDED BY SCHOOL AND B) SCHOOL LEVEL EXPENDITURES CENTRALLY RECORDED. FUNCTIONALLY DISTRIBUTED, THESE COSTS ARE AS REPORTED BELOW.

- | | | |
|----------------------------|----------------------------|----------------------------|
| 6100 PUPIL PERSONNEL | 6400 INSTR STAFF TRAINING | 7700 CENTRAL SERVICES |
| 6200 INSTRUCTIONAL MEDIA | 7300 SCHOOL ADMINISTRATION | 7900 OPERATION OF PLANT |
| 6300 INSTR & CURR DEVLPMNT | 7400 FACILITIES ACQ-CONSTR | 8100 MAINTENANCE OF PLANT |
| | | 8200 ADMIN. TECH. SERVICES |
| | | 6500 INSTR. TECH. SERVICES |

FUND- 8
 SCHL- 0601 CRESTVIEW SENIOR HIGH

PROGRAM CATEGORY	NBR	DIRECT							TOTAL DIRECT	SCHOOL INDIRECT	SCHOOL COST	DISTRICT INDIRECT	TOTAL
		SALARIES	BENEFITS	PURCHASED SERVICES	MATERIAL SUPPLIES	OTHER EXPENSES	CAPITAL OUTLAY	TOTAL					
K-3 BASIC	101				1			4	7		7	21	29
9-12 BASIC	103	534	74	155	2267			5463	8494	8494	25353	33848	
BASIC		534	74	155	2269			5467	8502	8502	25375	33877	
ESOL	130	8	1	2	36			86	135	135	403	538	
ESOL		8	1	2	36			86	135	135	403	538	
9-12 BASIC W/ES	113	115	15	33	488			1176	1829	1829	5461	7290	
ESE LEVEL 4	254				3			9	14	14	43	57	
ESE LEVEL 5	255	1			5			13	20	20	60	80	
ESE		117	16	34	497			1199	1864	1864	5565	7429	
VOCATIONAL,6-12	300	69	9	20	294			710	1104	1104	3295	4399	
VOCATIONAL PGM		69	9	20	294			710	1104	1104	3295	4399	
TOTAL FOR FEFP		730	101	212	3097			7463	11606	11606	34639	46246	

FOOD SERVICE
 TRANSPORTATION

THOSE COSTS REPORTED IN THE COLUMN TITLED -SCHOOL INDIRECT- ARE DERIVED FROM TWO SOURCES: A) EXPENDITURES RECORDED BY SCHOOL AND B) SCHOOL LEVEL EXPENDITURES CENTRALLY RECORDED. FUNCTIONALLY DISTRIBUTED, THESE COSTS ARE AS REPORTED BELOW.

6100 PUPIL PERSONNEL	6400 INSTR STAFF TRAINING	7700 CENTRAL SERVICES
6200 INSTRUCTIONAL MEDIA	7300 SCHOOL ADMINISTRATION	7900 OPERATION OF PLANT
6300 INSTR & CURR DEVLPMNT	7400 FACILITIES ACQ-CONSTR	8100 MAINTENANCE OF PLANT
		8200 ADMIN. TECH. SERVICES
		6500 INSTR. TECH. SERVICES

FUND- 8
 SCHL- 0621 KENWOOD ELEMENTARY

PROGRAM CATEGORY	NBR	DIRECT						TOTAL DIRECT	SCHOOL INDIRECT	SCHOOL COST	DISTRICT INDIRECT	TOTAL
		SALARIES	BENEFITS	PURCHASED SERVICES	MATERIAL SUPPLIES	OTHER EXPENSES	CAPITAL OUTLAY					
K-3 BASIC	101	136	18	39	579		1395	2169	73	2243	6476	8719
4-8 BASIC	102	58	8	16	247		595	926	31	957	2764	3722
BASIC		194	27	56	826		1991	3096	104	3201	9241	12442
ESOL	130	6		2	29		70	109	3	112	325	438
ESOL		6		2	29		70	109	3	112	325	438
PK-3 BASIC W/ES	111	57	8	16	244		589	916	31	947	2735	3683
4-8 BASIC W/ESE	112	27	3	8	118		285	444	15	459	1327	1786
ESE LEVEL 4	254	2			11		28	44	1	45	132	178
ESE		88	12	25	375		904	1405	47	1453	4195	5648
TOTAL FOR FEFP		290	40	84	1230		2965	4611	155	4767	13762	18529

FOOD SERVICE
 TRANSPORTATION

THOSE COSTS REPORTED IN THE COLUMN TITLED -SCHOOL INDIRECT- ARE DERIVED FROM TWO SOURCES: A) EXPENDITURES RECORDED BY SCHOOL AND B) SCHOOL LEVEL EXPENDITURES CENTRALLY RECORDED. FUNCTIONALLY DISTRIBUTED, THESE COSTS ARE AS REPORTED BELOW.

6100 PUPIL PERSONNEL	6400 INSTR STAFF TRAINING	155	7700 CENTRAL SERVICES
6200 INSTRUCTIONAL MEDIA	7300 SCHOOL ADMINISTRATION		7900 OPERATION OF PLANT
6300 INSTR & CURR DEVLPMNT	7400 FACILITIES ACQ-CONSTR		8100 MAINTENANCE OF PLANT
			8200 ADMIN. TECH. SERVICES
			6500 INSTR. TECH. SERVICES

FUND- 8
 SCHL- 0631 FLOROSA ELEMENTARY SCHOOL

PROGRAM CATEGORY	NBR	DIRECT						TOTAL DIRECT	SCHOOL INDIRECT	SCHOOL COST	DISTRICT INDIRECT	TOTAL
		SALARIES	BENEFITS	PURCHASED SERVICES	MATERIAL SUPPLIES	OTHER EXPENSES	CAPITAL OUTLAY					
K-3 BASIC	101	147	20	42	625		1506	2343	2343	6993	9337	
4-8 BASIC	102	49	6	14	211		508	790	790	2360	3151	
BASIC		197	27	57	836		2015	3134	3134	9354	12488	
ESOL	130	6		1	28		69	108	108	323	431	
ESOL		6		1	28		69	108	108	323	431	
PK-3 BASIC W/ES	111	39	5	11	166		400	623	623	1859	2482	
4-8 BASIC W/ESE	112	18	2	5	79		191	297	297	886	1183	
ESE LEVEL 4	254	3			13		32	49	49	148	198	
ESE		61	8	17	258		623	969	969	2894	3864	
TOTAL FOR FEFP		264	36	77	1124		2708	4212	4212	12571	16784	

FOOD SERVICE
 TRANSPORTATION

THOSE COSTS REPORTED IN THE COLUMN TITLED -SCHOOL INDIRECT- ARE DERIVED FROM TWO SOURCES: A) EXPENDITURES RECORDED BY SCHOOL AND B) SCHOOL LEVEL EXPENDITURES CENTRALLY RECORDED. FUNCTIONALLY DISTRIBUTED, THESE COSTS ARE AS REPORTED BELOW.

6100 PUPIL PERSONNEL	6400 INSTR STAFF TRAINING	7700 CENTRAL SERVICES
6200 INSTRUCTIONAL MEDIA	7300 SCHOOL ADMINISTRATION	7900 OPERATION OF PLANT
6300 INSTR & CURR DEVLPMNT	7400 FACILITIES ACQ-CONSTR	8100 MAINTENANCE OF PLANT
		8200 ADMIN. TECH. SERVICES
		6500 INSTR. TECH. SERVICES

FUND- 8
 SCHL- 0641 FORT WALTON BEACH HIGH

PROGRAM CATEGORY	NBR	DIRECT							TOTAL DIRECT	SCHOOL INDIRECT	SCHOOL COST	DISTRICT INDIRECT	TOTAL
		SALARIES	BENEFITS	PURCHASED SERVICES	MATERIAL SUPPLIES	OTHER EXPENSES	CAPITAL OUTLAY						
9-12 BASIC	103	520	72	151	2210		5325	8281	61	8343	24716	33060	
BASIC		520	72	151	2210		5325	8281	61	8343	24716	33060	
ESOL	130	13	1	3	55		134	208	1	210	623	833	
ESOL		13	1	3	55		134	208	1	210	623	833	
9-12 BASIC W/ES ESE LEVEL 5	113 255	76	10	22	324		782	1216	9	1225	3629	4855	
ESE		77	10	22	326		787	1224	9	1233	3655	4889	
VOCATIONAL,6-12	300	32	4	9	136		329	513	3	516	1531	2048	
VOCATIONAL PGM		32	4	9	136		329	513	3	516	1531	2048	
TOTAL FOR FEFP		643	89	187	2730		6577	10228	75	10304	30526	40831	

FOOD SERVICE
 TRANSPORTATION

THOSE COSTS REPORTED IN THE COLUMN TITLED -SCHOOL INDIRECT- ARE DERIVED FROM TWO SOURCES: A) EXPENDITURES RECORDED BY SCHOOL AND B) SCHOOL LEVEL EXPENDITURES CENTRALLY RECORDED. FUNCTIONALLY DISTRIBUTED, THESE COSTS ARE AS REPORTED BELOW.

- | | | |
|----------------------------|----------------------------|----------------------------|
| 6100 PUPIL PERSONNEL | 6400 INSTR STAFF TRAINING | 75 7700 CENTRAL SERVICES |
| 6200 INSTRUCTIONAL MEDIA | 7300 SCHOOL ADMINISTRATION | 7900 OPERATION OF PLANT |
| 6300 INSTR & CURR DEVLPMNT | 7400 FACILITIES ACQ-CONSTR | 8100 MAINTENANCE OF PLANT |
| | | 8200 ADMIN. TECH. SERVICES |
| | | 6500 INSTR. TECH. SERVICES |

FUND- 8
 SCHL- 0651 BRUNER MIDDLE SCHOOL

PROGRAM CATEGORY	NBR	DIRECT						TOTAL DIRECT	SCHOOL INDIRECT	SCHOOL COST	DISTRICT INDIRECT	TOTAL
		SALARIES	BENEFITS	PURCHASED SERVICES	MATERIAL SUPPLIES	OTHER EXPENSES	CAPITAL OUTLAY					
4-8 BASIC	102	259	36	75	1099		2649	4119	4119	12296	16415	
BASIC		259	36	75	1099		2649	4119	4119	12296	16415	
ESOL	130	3		1	14		35	54	54	163	218	
ESOL		3		1	14		35	54	54	163	218	
4-8 BASIC W/ESE	112	65	9	19	278		669	1041	1041	3108	4150	
ESE LEVEL 4	254	1			5		12	19	19	58	77	
ESE		66	9	19	283		682	1061	1061	3166	4228	
TOTAL FOR FEFP		329	45	96	1397		3367	5235	5235	15626	20862	

FOOD SERVICE
 TRANSPORTATION

THOSE COSTS REPORTED IN THE COLUMN TITLED -SCHOOL INDIRECT- ARE DERIVED FROM TWO SOURCES: A) EXPENDITURES RECORDED BY SCHOOL AND B) SCHOOL LEVEL EXPENDITURES CENTRALLY RECORDED. FUNCTIONALLY DISTRIBUTED, THESE COSTS ARE AS REPORTED BELOW.

- | | | |
|----------------------------|----------------------------|----------------------------|
| 6100 PUPIL PERSONNEL | 6400 INSTR STAFF TRAINING | 7700 CENTRAL SERVICES |
| 6200 INSTRUCTIONAL MEDIA | 7300 SCHOOL ADMINISTRATION | 7900 OPERATION OF PLANT |
| 6300 INSTR & CURR DEVLPMNT | 7400 FACILITIES ACQ-CONSTR | 8100 MAINTENANCE OF PLANT |
| | | 8200 ADMIN. TECH. SERVICES |
| | | 6500 INSTR. TECH. SERVICES |

FUND- 8
 SCHL- 0671 LEWIS MIDDLE SCHOOL

PROGRAM CATEGORY	NBR	DIRECT						TOTAL DIRECT	SCHOOL INDIRECT	SCHOOL COST	DISTRICT INDIRECT	TOTAL
		SALARIES	BENEFITS	PURCHASED SERVICES	MATERIAL SUPPLIES	OTHER EXPENSES	CAPITAL OUTLAY					
K-3 BASIC	101	57	7	16	242		585	909	21	930	2715	3646
4-8 BASIC	102	153	21	44	653		1574	2447	56	2504	7305	9809
BASIC		211	29	61	896		2159	3357	77	3435	10020	13455
ESOL	130				2		6	9		9	28	38
ESOL					2		6	9		9	28	38
PK-3 BASIC W/ES	111	35	4	10	152		366	569	13	582	1699	2282
4-8 BASIC W/ESE	112	65	9	18	276		665	1034	24	1058	3088	4147
ESE LEVEL 4	254	6		2	29		70	110	2	112	329	442
ESE		107	14	31	457		1102	1714	39	1754	5117	6872
TOTAL FOR FEFP		319	44	93	1356		3268	5081	117	5199	15167	20366

FOOD SERVICE
 TRANSPORTATION

THOSE COSTS REPORTED IN THE COLUMN TITLED -SCHOOL INDIRECT- ARE DERIVED FROM TWO SOURCES: A) EXPENDITURES RECORDED BY SCHOOL AND B) SCHOOL LEVEL EXPENDITURES CENTRALLY RECORDED. FUNCTIONALLY DISTRIBUTED, THESE COSTS ARE AS REPORTED BELOW.

6100 PUPIL PERSONNEL	6400 INSTR STAFF TRAINING	117	7700 CENTRAL SERVICES
6200 INSTRUCTIONAL MEDIA	7300 SCHOOL ADMINISTRATION		7900 OPERATION OF PLANT
6300 INSTR & CURR DEVLPMNT	7400 FACILITIES ACQ-CONSTR		8100 MAINTENANCE OF PLANT
			8200 ADMIN. TECH. SERVICES
			6500 INSTR. TECH. SERVICES

FUND- 8
 SCHL- 0681 LONGWOOD ELEMENTARY SCHOOL

PROGRAM CATEGORY	NBR	DIRECT						TOTAL DIRECT	SCHOOL INDIRECT	SCHOOL COST	DISTRICT INDIRECT	TOTAL
		SALARIES	BENEFITS	PURCHASED SERVICES	MATERIAL SUPPLIES	OTHER EXPENSES	CAPITAL OUTLAY					
K-3 BASIC	101	139	19	40	590		1423	2213	45	2259	6607	8866
4-8 BASIC	102	59	8	17	252		607	945	19	964	2821	3785
BASIC		198	27	57	843		2031	3159	65	3224	9428	12652
ESOL	130	31	4	9	132		318	495	10	505	1478	1984
ESOL		31	4	9	132		318	495	10	505	1478	1984
PK-3 BASIC W/ES	111	45	6	13	191		461	717	14	732	2142	2875
4-8 BASIC W/ESE	112	12	1	3	54		130	203	4	207	607	815
ESE LEVEL 4	254	2			9		23	36		37	110	147
ESE LEVEL 5	255	1			6		16	25		25	75	101
ESE		61	8	18	262		632	983	20	1004	2936	3940
TOTAL FOR FEFP		291	40	85	1238		2982	4638	95	4734	13843	18578

FOOD SERVICE
 TRANSPORTATION

THOSE COSTS REPORTED IN THE COLUMN TITLED -SCHOOL INDIRECT- ARE DERIVED FROM TWO SOURCES: A) EXPENDITURES RECORDED BY SCHOOL AND B) SCHOOL LEVEL EXPENDITURES CENTRALLY RECORDED. FUNCTIONALLY DISTRIBUTED, THESE COSTS ARE AS REPORTED BELOW.

6100 PUPIL PERSONNEL	6400 INSTR STAFF TRAINING	95 7700 CENTRAL SERVICES
6200 INSTRUCTIONAL MEDIA	7300 SCHOOL ADMINISTRATION	7900 OPERATION OF PLANT
6300 INSTR & CURR DEVLPMNT	7400 FACILITIES ACQ-CONSTR	8100 MAINTENANCE OF PLANT
		8200 ADMIN. TECH. SERVICES
		6500 INSTR. TECH. SERVICES

FUND- 8
 SCHL- 0701 CHOICE HIGH SCHOOL & TECH CNTR

PROGRAM CATEGORY	NBR	DIRECT							TOTAL DIRECT	SCHOOL INDIRECT	SCHOOL COST	DISTRICT INDIRECT	TOTAL
		SALARIES	BENEFITS	PURCHASED SERVICES	MATERIAL SUPPLIES	OTHER EXPENSES	CAPITAL OUTLAY						
K-3 BASIC	101				4			10	15	1	17	47	64
4-8 BASIC	102	10	1	3	45			108	168	16	185	503	689
9-12 BASIC	103	51	7	14	217			524	815	82	897	2434	3332
BASIC		62	8	18	266			643	1000	100	1100	2985	4086
ESOL	130							1	1		1	4	6
ESOL								1	1		1	4	6
PK-3 BASIC W/ES	111										1	2	3
4-8 BASIC W/ESE	112	9	1	2	39			95	148	14	163	442	605
9-12 BASIC W/ES	113	27	3	8	117			283	440	44	484	1313	1797
ESE		37	5	10	157			378	589	59	648	1758	2407
VOCATIONAL,6-12	300	30	4	8	127			306	477	47	525	1424	1949
VOCATIONAL PGM		30	4	8	127			306	477	47	525	1424	1949
TOTAL FOR FEFP		130	18	37	552			1330	2068	207	2276	6173	8449

FOOD SERVICE
 TRANSPORTATION

THOSE COSTS REPORTED IN THE COLUMN TITLED -SCHOOL INDIRECT- ARE DERIVED FROM TWO SOURCES: A) EXPENDITURES RECORDED BY SCHOOL AND B) SCHOOL LEVEL EXPENDITURES CENTRALLY RECORDED. FUNCTIONALLY DISTRIBUTED, THESE COSTS ARE AS REPORTED BELOW.

6100 PUPIL PERSONNEL	6400 INSTR STAFF TRAINING	207	7700 CENTRAL SERVICES
6200 INSTRUCTIONAL MEDIA	7300 SCHOOL ADMINISTRATION		7900 OPERATION OF PLANT
6300 INSTR & CURR DEVLPMNT	7400 FACILITIES ACQ-CONSTR		8100 MAINTENANCE OF PLANT
			8200 ADMIN. TECH. SERVICES
			6500 INSTR. TECH. SERVICES

FUND- 8
 SCHL- 0721 OKALOOSA STEMM ACADEMY

PROGRAM CATEGORY	NBR	DIRECT							TOTAL DIRECT	SCHOOL INDIRECT	SCHOOL COST	DISTRICT INDIRECT	TOTAL
		SALARIES	BENEFITS	PURCHASED SERVICES	MATERIAL SUPPLIES	OTHER EXPENSES	CAPITAL OUTLAY						
4-8 BASIC	102	34	4	9	144		348	542	831	1374	1619	2993	
BASIC		34	4	9	144		348	542	831	1374	1619	2993	
4-8 BASIC W/ESE	112	18	2	5	78		189	294	451	745	878	1623	
ESE LEVEL 5	255						1	2	4	7	8	15	
ESE		18	2	5	79		191	297	455	752	886	1638	
TOTAL FOR FEFP		52	7	15	224		539	839	1286	2126	2505	4632	

FOOD SERVICE
 TRANSPORTATION

THOSE COSTS REPORTED IN THE COLUMN TITLED -SCHOOL INDIRECT- ARE DERIVED FROM TWO SOURCES: A) EXPENDITURES RECORDED BY SCHOOL AND B) SCHOOL LEVEL EXPENDITURES CENTRALLY RECORDED. FUNCTIONALLY DISTRIBUTED, THESE COSTS ARE AS REPORTED BELOW.

6100 PUPIL PERSONNEL	6400 INSTR STAFF TRAINING	1286	7700 CENTRAL SERVICES
6200 INSTRUCTIONAL MEDIA	7300 SCHOOL ADMINISTRATION		7900 OPERATION OF PLANT
6300 INSTR & CURR DEVLPMNT	7400 FACILITIES ACQ-CONSTR		8100 MAINTENANCE OF PLANT
			8200 ADMIN. TECH. SERVICES
			6500 INSTR. TECH. SERVICES

FUND- 8
 SCHL- 0731 WALKER ELEMENTARY

PROGRAM CATEGORY	NBR	DIRECT							TOTAL DIRECT	SCHOOL INDIRECT	SCHOOL COST	DISTRICT INDIRECT	TOTAL
		SALARIES	BENEFITS	PURCHASED SERVICES	MATERIAL SUPPLIES	OTHER EXPENSES	CAPITAL OUTLAY						
K-3 BASIC	101	174	24	50	739		1780	2768		2768	8263	11032	
4-8 BASIC	102	67	9	19	287		691	1075		1075	3210	4286	
BASIC		241	33	70	1026		2472	3844		3844	11474	15319	
PK-3 BASIC W/ES	111	53	7	15	227		548	853		853	2546	3399	
4-8 BASIC W/ESE	112	31	4	9	133		320	498		498	1487	1986	
ESE LEVEL 4	254	3		1	15		37	59		59	176	235	
ESE		88	12	25	376		907	1410		1410	4210	5621	
TOTAL FOR FEFP		330	45	96	1402		3379	5255		5255	15684	20940	

FOOD SERVICE
 TRANSPORTATION

THOSE COSTS REPORTED IN THE COLUMN TITLED -SCHOOL INDIRECT- ARE DERIVED FROM TWO SOURCES: A) EXPENDITURES RECORDED BY SCHOOL AND B) SCHOOL LEVEL EXPENDITURES CENTRALLY RECORDED. FUNCTIONALLY DISTRIBUTED, THESE COSTS ARE AS REPORTED BELOW.

- | | | |
|----------------------------|----------------------------|----------------------------|
| 6100 PUPIL PERSONNEL | 6400 INSTR STAFF TRAINING | 7700 CENTRAL SERVICES |
| 6200 INSTRUCTIONAL MEDIA | 7300 SCHOOL ADMINISTRATION | 7900 OPERATION OF PLANT |
| 6300 INSTR & CURR DEVLPMNT | 7400 FACILITIES ACQ-CONSTR | 8100 MAINTENANCE OF PLANT |
| | | 8200 ADMIN. TECH. SERVICES |
| | | 6500 INSTR. TECH. SERVICES |

FUND- 8
 SCHL- 0741 BLUEWATER ELEMENTARY

PROGRAM CATEGORY	NBR	DIRECT						TOTAL DIRECT	SCHOOL INDIRECT	SCHOOL COST	DISTRICT INDIRECT	TOTAL
		SALARIES	BENEFITS	PURCHASED SERVICES	MATERIAL SUPPLIES	OTHER EXPENSES	CAPITAL OUTLAY					
K-3 BASIC	101	193	26	56	823		1983	3083	3083	9203	12286	
4-8 BASIC	102	67	9	19	285		688	1070	1070	3193	4263	
BASIC		261	36	76	1108		2671	4153	4153	12396	16550	
ESOL	130	2			9		23	37	37	110	147	
ESOL		2			9		23	37	37	110	147	
PK-3 BASIC W/ES	111	51	7	15	218		526	818	818	2442	3261	
4-8 BASIC W/ESE	112	37	5	10	159		384	598	598	1784	2382	
ESE LEVEL 4	254	1			5		12	19	19	57	76	
ESE LEVEL 5	255				2		5	7	7	23	31	
ESE		90	12	26	385		928	1443	1443	4308	5751	
TOTAL FOR FEFP		354	49	103	1503		3623	5634	5634	16815	22449	

FOOD SERVICE
 TRANSPORTATION

THOSE COSTS REPORTED IN THE COLUMN TITLED -SCHOOL INDIRECT- ARE DERIVED FROM TWO SOURCES: A) EXPENDITURES RECORDED BY SCHOOL AND B) SCHOOL LEVEL EXPENDITURES CENTRALLY RECORDED. FUNCTIONALLY DISTRIBUTED, THESE COSTS ARE AS REPORTED BELOW.

- | | | |
|----------------------------|----------------------------|----------------------------|
| 6100 PUPIL PERSONNEL | 6400 INSTR STAFF TRAINING | 7700 CENTRAL SERVICES |
| 6200 INSTRUCTIONAL MEDIA | 7300 SCHOOL ADMINISTRATION | 7900 OPERATION OF PLANT |
| 6300 INSTR & CURR DEVLPMNT | 7400 FACILITIES ACQ-CONSTR | 8100 MAINTENANCE OF PLANT |
| | | 8200 ADMIN. TECH. SERVICES |
| | | 6500 INSTR. TECH. SERVICES |

FUND- 8
 SCHL- 0751 ANTIOCH ELEMENTARY

PROGRAM CATEGORY	NBR	DIRECT						TOTAL DIRECT	SCHOOL INDIRECT	SCHOOL COST	DISTRICT INDIRECT	TOTAL
		SALARIES	BENEFITS	PURCHASED SERVICES	MATERIAL SUPPLIES	OTHER EXPENSES	CAPITAL OUTLAY					
K-3 BASIC	101	213	29	62	905		2181	3392	3392	10125	13518	
4-8 BASIC	102	78	10	22	331		798	1242	1242	3707	4949	
BASIC		291	40	85	1237		2980	4634	4634	13832	18467	
ESOL	130	3		1	16		39	61	61	183	245	
ESOL		3		1	16		39	61	61	183	245	
PK-3 BASIC W/ES 111		32	4	9	136		330	513	513	1531	2044	
4-8 BASIC W/ESE 112		17	2	5	72		175	272	272	814	1087	
ESE		49	6	14	209		505	786	786	2346	3132	
TOTAL FOR FEFP		344	47	100	1463		3525	5482	5482	16362	21844	

FOOD SERVICE
 TRANSPORTATION

THOSE COSTS REPORTED IN THE COLUMN TITLED -SCHOOL INDIRECT- ARE DERIVED FROM TWO SOURCES: A) EXPENDITURES RECORDED BY SCHOOL AND B) SCHOOL LEVEL EXPENDITURES CENTRALLY RECORDED. FUNCTIONALLY DISTRIBUTED, THESE COSTS ARE AS REPORTED BELOW.

6100 PUPIL PERSONNEL	6400 INSTR STAFF TRAINING	7700 CENTRAL SERVICES
6200 INSTRUCTIONAL MEDIA	7300 SCHOOL ADMINISTRATION	7900 OPERATION OF PLANT
6300 INSTR & CURR DEVLPMNT	7400 FACILITIES ACQ-CONSTR	8100 MAINTENANCE OF PLANT
		8200 ADMIN. TECH. SERVICES
		6500 INSTR. TECH. SERVICES

FUND- 8
 SCHL- 0761 DAVIDSON MIDDLE SCHOOL

PROGRAM	NBR	DIRECT						TOTAL DIRECT	SCHOOL INDIRECT	SCHOOL COST	DISTRICT INDIRECT	TOTAL
		SALARIES	BENEFITS	PURCHASED SERVICES	MATERIAL SUPPLIES	OTHER EXPENSES	CAPITAL OUTLAY					
4-8 BASIC	102	279	38	81	1186		2858	4444	106	4550	13264	17814
BASIC		279	38	81	1186		2858	4444	106	4550	13264	17814
ESOL	130				3		7	11		11	33	45
ESOL					3		7	11		11	33	45
4-8 BASIC W/ESE	112	62	8	18	265		639	994	23	1018	2969	3988
ESE LEVEL 4	254	4		1	17		40	63	1	65	190	255
ESE		66	9	19	282		680	1058	25	1083	3159	4243
TOTAL FOR FEFP		346	48	101	1471		3546	5514	131	5646	16457	22103

FOOD SERVICE
 TRANSPORTATION

THOSE COSTS REPORTED IN THE COLUMN TITLED -SCHOOL INDIRECT- ARE DERIVED FROM TWO SOURCES: A) EXPENDITURES RECORDED BY SCHOOL AND B) SCHOOL LEVEL EXPENDITURES CENTRALLY RECORDED. FUNCTIONALLY DISTRIBUTED, THESE COSTS ARE AS REPORTED BELOW.

- | | | |
|----------------------------|----------------------------|----------------------------|
| 6100 PUPIL PERSONNEL | 6400 INSTR STAFF TRAINING | 131 7700 CENTRAL SERVICES |
| 6200 INSTRUCTIONAL MEDIA | 7300 SCHOOL ADMINISTRATION | 7900 OPERATION OF PLANT |
| 6300 INSTR & CURR DEVLPMNT | 7400 FACILITIES ACQ-CONSTR | 8100 MAINTENANCE OF PLANT |
| | | 8200 ADMIN. TECH. SERVICES |
| | | 6500 INSTR. TECH. SERVICES |

FUND- 8
 SCHL- 0771 DESTIN MIDDLE SCHOOL

PROGRAM CATEGORY	NBR	DIRECT							TOTAL DIRECT	SCHOOL INDIRECT	SCHOOL COST	DISTRICT INDIRECT	TOTAL
		SALARIES	BENEFITS	PURCHASED SERVICES	MATERIAL SUPPLIES	OTHER EXPENSES	CAPITAL OUTLAY						
4-8 BASIC	102	203	28	59	864		2083	3239	289	3528	9667	13195	
BASIC		203	28	59	864		2083	3239	289	3528	9667	13195	
ESOL	130	4		1	19		46	71	6	77	213	291	
ESOL		4		1	19		46	71	6	77	213	291	
4-8 BASIC W/ESE 112		45	6	13	195		469	730	65	795	2180	2976	
ESE		45	6	13	195		469	730	65	795	2180	2976	
TOTAL FOR FEFP		254	35	74	1078		2598	4041	360	4402	12061	16463	

FOOD SERVICE
 TRANSPORTATION

THOSE COSTS REPORTED IN THE COLUMN TITLED -SCHOOL INDIRECT- ARE DERIVED FROM TWO SOURCES: A) EXPENDITURES RECORDED BY SCHOOL AND B) SCHOOL LEVEL EXPENDITURES CENTRALLY RECORDED. FUNCTIONALLY DISTRIBUTED, THESE COSTS ARE AS REPORTED BELOW.

6100 PUPIL PERSONNEL	6400 INSTR STAFF TRAINING	360 7700 CENTRAL SERVICES
6200 INSTRUCTIONAL MEDIA	7300 SCHOOL ADMINISTRATION	7900 OPERATION OF PLANT
6300 INSTR & CURR DEVLPMNT	7400 FACILITIES ACQ-CONSTR	8100 MAINTENANCE OF PLANT
		8200 ADMIN. TECH. SERVICES
		6500 INSTR. TECH. SERVICES

FUND- 8
 SCHL- 0791 ECCI - NORTH

PROGRAM	NBR	DIRECT							TOTAL DIRECT	SCHOOL INDIRECT	SCHOOL COST	DISTRICT INDIRECT	TOTAL
		SALARIES	BENEFITS	PURCHASED SERVICES	MATERIAL SUPPLIES	OTHER EXPENSES	CAPITAL OUTLAY						
4-8 BASIC	102	15	2	4	66		160	250		250	746	996	
BASIC		15	2	4	66		160	250		250	746	996	
4-8 BASIC W/ESE 112		9	1	2	40		98	153		153	457	611	
ESE		9	1	2	40		98	153		153	457	611	
TOTAL FOR FEFP		25	3	7	107		259	403		403	1204	1607	

FOOD SERVICE
 TRANSPORTATION

THOSE COSTS REPORTED IN THE COLUMN TITLED -SCHOOL INDIRECT- ARE DERIVED FROM TWO SOURCES: A) EXPENDITURES RECORDED BY SCHOOL AND B) SCHOOL LEVEL EXPENDITURES CENTRALLY RECORDED. FUNCTIONALLY DISTRIBUTED, THESE COSTS ARE AS REPORTED BELOW.

- | | | |
|----------------------------|----------------------------|----------------------------|
| 6100 PUPIL PERSONNEL | 6400 INSTR STAFF TRAINING | 7700 CENTRAL SERVICES |
| 6200 INSTRUCTIONAL MEDIA | 7300 SCHOOL ADMINISTRATION | 7900 OPERATION OF PLANT |
| 6300 INSTR & CURR DEVLPMNT | 7400 FACILITIES ACQ-CONSTR | 8100 MAINTENANCE OF PLANT |
| | | 8200 ADMIN. TECH. SERVICES |
| | | 6500 INSTR. TECH. SERVICES |

FUND- 8
 SCHL- 0801 RICHBOURG SCHOOL

PROGRAM CATEGORY	NBR	PURCHASED					DIRECT		TOTAL DIRECT	SCHOOL INDIRECT	SCHOOL COST	DISTRICT INDIRECT	TOTAL
		SALARIES	BENEFITS	SERVICES	MATERIAL SUPPLIES	OTHER EXPENSES	CAPITAL OUTLAY						
PK-3 BASIC W/ES	111	4		1	20		48	76		76	226	302	
4-8 BASIC W/ESE	112	1			6		15	23		23	71	95	
9-12 BASIC W/ES	113	6		1	28		68	106		106	317	424	
ESE LEVEL 4	254	33	4	9	140		339	527		527	1573	2100	
ESE LEVEL 5	255	29	4	8	127		306	476		476	1421	1897	
ESE		76	10	22	322		778	1209		1209	3611	4821	
TOTAL FOR FEFP		76	10	22	322		778	1209		1209	3611	4821	

FOOD SERVICE
 TRANSPORTATION

THOSE COSTS REPORTED IN THE COLUMN TITLED -SCHOOL INDIRECT- ARE DERIVED FROM TWO SOURCES: A) EXPENDITURES RECORDED BY SCHOOL AND B) SCHOOL LEVEL EXPENDITURES CENTRALLY RECORDED. FUNCTIONALLY DISTRIBUTED, THESE COSTS ARE AS REPORTED BELOW.

6100 PUPIL PERSONNEL	6400 INSTR STAFF TRAINING	7700 CENTRAL SERVICES
6200 INSTRUCTIONAL MEDIA	7300 SCHOOL ADMINISTRATION	7900 OPERATION OF PLANT
6300 INSTR & CURR DEVLPMNT	7400 FACILITIES ACQ-CONSTR	8100 MAINTENANCE OF PLANT
		8200 ADMIN. TECH. SERVICES
		6500 INSTR. TECH. SERVICES

FUND- 8
 SCHL- 0811 SOUTHSIDE CENTER

PROGRAM CATEGORY	NBR	DIRECT							TOTAL DIRECT	SCHOOL INDIRECT	SCHOOL COST	DISTRICT INDIRECT	TOTAL
		SALARIES	BENEFITS	PURCHASED SERVICES	MATERIAL SUPPLIES	OTHER EXPENSES	CAPITAL OUTLAY						
K-3 BASIC	101				1			2	4		4	13	17
9-12 BASIC	103	2			10			24	37		37	112	150
BASIC		2			11			27	42		42	125	167
PK-3 BASIC W/ES	111	71	9	20	304			734	1141		1141	3407	4549
9-12 BASIC W/ES	113	2			10			24	37		37	112	150
ESE LEVEL 4	254	1			5			14	22		22	65	87
ESE		75	10	22	320			772	1201		1201	3586	4787
TOTAL FOR FEFP		78	10	22	331			799	1243		1243	3711	4955

FOOD SERVICE
 TRANSPORTATION

THOSE COSTS REPORTED IN THE COLUMN TITLED -SCHOOL INDIRECT- ARE DERIVED FROM TWO SOURCES: A) EXPENDITURES RECORDED BY SCHOOL AND B) SCHOOL LEVEL EXPENDITURES CENTRALLY RECORDED. FUNCTIONALLY DISTRIBUTED, THESE COSTS ARE AS REPORTED BELOW.

- | | | |
|----------------------------|----------------------------|----------------------------|
| 6100 PUPIL PERSONNEL | 6400 INSTR STAFF TRAINING | 7700 CENTRAL SERVICES |
| 6200 INSTRUCTIONAL MEDIA | 7300 SCHOOL ADMINISTRATION | 7900 OPERATION OF PLANT |
| 6300 INSTR & CURR DEVLPMNT | 7400 FACILITIES ACQ-CONSTR | 8100 MAINTENANCE OF PLANT |
| | | 8200 ADMIN. TECH. SERVICES |
| | | 6500 INSTR. TECH. SERVICES |

FUND- 8
 SCHL- 9810 GULF COAST YOUTH ACADEMY

PROGRAM CATEGORY	NBR	DIRECT							TOTAL DIRECT	SCHOOL INDIRECT	SCHOOL COST	DISTRICT INDIRECT	TOTAL
		SALARIES	BENEFITS	PURCHASED SERVICES	MATERIAL SUPPLIES	OTHER EXPENSES	CAPITAL OUTLAY						
4-8 BASIC	102	5		1	25		60	93		93	279	373	
9-12 BASIC	103	7	1	2	32		78	122		122	366	489	
BASIC		13	1	3	57		139	216		216	646	862	
4-8 BASIC W/ESE	112	2			10		25	39		39	119	159	
9-12 BASIC W/ES	113	1			8		19	31		31	92	123	
ESE		4		1	18		45	71		71	211	282	
VOCATIONAL,6-12	300	2			9		22	35		35	105	140	
VOCATIONAL PGM		2			9		22	35		35	105	140	
TOTAL FOR FEFP		20	2	5	86		207	322		322	963	1285	

FOOD SERVICE
 TRANSPORTATION

THOSE COSTS REPORTED IN THE COLUMN TITLED -SCHOOL INDIRECT- ARE DERIVED FROM TWO SOURCES: A) EXPENDITURES RECORDED BY SCHOOL AND B) SCHOOL LEVEL EXPENDITURES CENTRALLY RECORDED. FUNCTIONALLY DISTRIBUTED, THESE COSTS ARE AS REPORTED BELOW.

6100 PUPIL PERSONNEL	6400 INSTR STAFF TRAINING	7700 CENTRAL SERVICES
6200 INSTRUCTIONAL MEDIA	7300 SCHOOL ADMINISTRATION	7900 OPERATION OF PLANT
6300 INSTR & CURR DEVLPMNT	7400 FACILITIES ACQ-CONSTR	8100 MAINTENANCE OF PLANT
		8200 ADMIN. TECH. SERVICES
		6500 INSTR. TECH. SERVICES

FUND- 8
 SCHL- 9811 OKALOOSA YOUTH DEVELOPMENT CTR

PROGRAM CATEGORY	NBR	DIRECT							TOTAL DIRECT	SCHOOL INDIRECT	SCHOOL COST	DISTRICT INDIRECT	TOTAL
		SALARIES	BENEFITS	PURCHASED SERVICES	MATERIAL SUPPLIES	OTHER EXPENSES	CAPITAL OUTLAY						
4-8 BASIC	102	4		1	18		44	68		68	204	273	
9-12 BASIC	103	11	1	3	46		112	175		175	523	699	
BASIC		15	2	4	65		156	244		244	728	972	
4-8 BASIC W/ESE	112	4		1	19		47	74		74	222	297	
9-12 BASIC W/ES	113	4		1	17		43	66		66	199	266	
ESE		8	1	2	37		90	141		141	422	563	
VOCATIONAL,6-12	300	2			12		30	47		47	141	188	
VOCATIONAL PGM		2			12		30	47		47	141	188	
TOTAL FOR FEFP		27	3	7	115		278	432		432	1292	1725	

FOOD SERVICE
 TRANSPORTATION

THOSE COSTS REPORTED IN THE COLUMN TITLED -SCHOOL INDIRECT- ARE DERIVED FROM TWO SOURCES: A) EXPENDITURES RECORDED BY SCHOOL AND B) SCHOOL LEVEL EXPENDITURES CENTRALLY RECORDED. FUNCTIONALLY DISTRIBUTED, THESE COSTS ARE AS REPORTED BELOW.

6100 PUPIL PERSONNEL	6400 INSTR STAFF TRAINING	7700 CENTRAL SERVICES
6200 INSTRUCTIONAL MEDIA	7300 SCHOOL ADMINISTRATION	7900 OPERATION OF PLANT
6300 INSTR & CURR DEVLPMNT	7400 FACILITIES ACQ-CONSTR	8100 MAINTENANCE OF PLANT
		8200 ADMIN. TECH. SERVICES
		6500 INSTR. TECH. SERVICES

FUND- 8
 SCHL- 9812 OKALOOSA YOUTH ACADEMY

PROGRAM CATEGORY	NBR	DIRECT						TOTAL DIRECT	SCHOOL INDIRECT	SCHOOL COST	DISTRICT INDIRECT	TOTAL
		SALARIES	BENEFITS	PURCHASED SERVICES	MATERIAL SUPPLIES	OTHER EXPENSES	CAPITAL OUTLAY					
4-8 BASIC	102	12	1	3	53		128	199	199	595	795	
9-12 BASIC	103	7		2	29		72	112	112	334	447	
BASIC		19	2	5	83		200	311	311	930	1242	
4-8 BASIC W/ESE	112	5		1	22		53	82	82	246	329	
9-12 BASIC W/ES	113	3		1	16		39	61	61	184	246	
ESE		9	1	2	38		92	144	144	431	575	
VOCATIONAL,6-12	300	4		1	20		50	78	78	232	310	
VOCATIONAL PGM		4		1	20		50	78	78	232	310	
TOTAL FOR FEFP		33	4	9	142		343	534	534	1595	2129	

FOOD SERVICE
 TRANSPORTATION

THOSE COSTS REPORTED IN THE COLUMN TITLED -SCHOOL INDIRECT- ARE DERIVED FROM TWO SOURCES: A) EXPENDITURES RECORDED BY SCHOOL AND B) SCHOOL LEVEL EXPENDITURES CENTRALLY RECORDED. FUNCTIONALLY DISTRIBUTED, THESE COSTS ARE AS REPORTED BELOW.

6100 PUPIL PERSONNEL	6400 INSTR STAFF TRAINING	7700 CENTRAL SERVICES
6200 INSTRUCTIONAL MEDIA	7300 SCHOOL ADMINISTRATION	7900 OPERATION OF PLANT
6300 INSTR & CURR DEVLPMNT	7400 FACILITIES ACQ-CONSTR	8100 MAINTENANCE OF PLANT
		8200 ADMIN. TECH. SERVICES
		6500 INSTR. TECH. SERVICES

FUND- 8
 SCHL- 9813 OKALOOSA REGIONAL DETENTION CT

PROGRAM CATEGORY	NBR	PURCHASED						TOTAL		SCHOOL INDIRECT	SCHOOL COST	DISTRICT INDIRECT	TOTAL
		SALARIES	BENEFITS	SERVICES	MATERIAL SUPPLIES	OTHER EXPENSES	CAPITAL OUTLAY	DIRECT	INDIRECT				
4-8 BASIC	102	2			10		26	41		41	122	164	
9-12 BASIC	103	5		1	25		60	93		93	280	374	
BASIC		8	1	2	36		86	135		135	403	538	
4-8 BASIC W/ESE 112					3		8	13		13	41	55	
9-12 BASIC W/ES 113					3		8	13		13	39	52	
ESE		1			7		17	27		27	80	107	
TOTAL FOR FEFP		10	1	2	43		104	162		162	484	646	

FOOD SERVICE
 TRANSPORTATION

THOSE COSTS REPORTED IN THE COLUMN TITLED -SCHOOL INDIRECT- ARE DERIVED FROM TWO SOURCES: A) EXPENDITURES RECORDED BY SCHOOL AND B) SCHOOL LEVEL EXPENDITURES CENTRALLY RECORDED. FUNCTIONALLY DISTRIBUTED, THESE COSTS ARE AS REPORTED BELOW.

- | | | |
|----------------------------|----------------------------|----------------------------|
| 6100 PUPIL PERSONNEL | 6400 INSTR STAFF TRAINING | 7700 CENTRAL SERVICES |
| 6200 INSTRUCTIONAL MEDIA | 7300 SCHOOL ADMINISTRATION | 7900 OPERATION OF PLANT |
| 6300 INSTR & CURR DEVLPMNT | 7400 FACILITIES ACQ-CONSTR | 8100 MAINTENANCE OF PLANT |
| | | 8200 ADMIN. TECH. SERVICES |
| | | 6500 INSTR. TECH. SERVICES |

FUND- 8
 SCHL- 9814 ADOLESCENT SUBSTANCE ABUSE PRG

PROGRAM CATEGORY	NBR	DIRECT						TOTAL DIRECT	SCHOOL INDIRECT	SCHOOL COST	DISTRICT INDIRECT	TOTAL
		SALARIES	BENEFITS	PURCHASED SERVICES	MATERIAL SUPPLIES	OTHER EXPENSES	CAPITAL OUTLAY					
4-8 BASIC	102				3		7	11		11	34	46
9-12 BASIC	103	1			5		13	20		20	62	82
BASIC		2			8		20	32		32	97	129
9-12 BASIC W/ES 113					1		3	6		6	18	24
ESE					1		3	6		6	18	24
VOCATIONAL,6-12 300					2		6	10		10	31	41
VOCATIONAL PGM					2		6	10		10	31	41
TOTAL FOR FEFP		3			13		31	49		49	146	195

FOOD SERVICE
 TRANSPORTATION

THOSE COSTS REPORTED IN THE COLUMN TITLED -SCHOOL INDIRECT- ARE DERIVED FROM TWO SOURCES: A) EXPENDITURES RECORDED BY SCHOOL AND B) SCHOOL LEVEL EXPENDITURES CENTRALLY RECORDED. FUNCTIONALLY DISTRIBUTED, THESE COSTS ARE AS REPORTED BELOW.

6100 PUPIL PERSONNEL	6400 INSTR STAFF TRAINING	7700 CENTRAL SERVICES
6200 INSTRUCTIONAL MEDIA	7300 SCHOOL ADMINISTRATION	7900 OPERATION OF PLANT
6300 INSTR & CURR DEVLPMNT	7400 FACILITIES ACQ-CONSTR	8100 MAINTENANCE OF PLANT
		8200 ADMIN. TECH. SERVICES
		6500 INSTR. TECH. SERVICES

FUND- 8
 SCHL- 9818 N. W. FLORIDA BALLET ACADEMIE

PROGRAM CATEGORY	NBR	DIRECT							TOTAL DIRECT	SCHOOL INDIRECT	SCHOOL COST	DISTRICT INDIRECT	TOTAL
		SALARIES	BENEFITS	PURCHASED SERVICES	MATERIAL SUPPLIES	OTHER EXPENSES	CAPITAL OUTLAY						
K-3 BASIC	101	11	1	3	48		115	179		179	536	716	
4-8 BASIC	102	28	4	8	122		295	458		458	1369	1828	
9-12 BASIC	103	2			12		29	45		45	136	182	
BASIC		43	5	12	182		440	684		684	2042	2727	
PK-3 BASIC W/ES 111		1			7		18	29		29	87	116	
4-8 BASIC W/ESE 112		3			14		33	52		52	156	209	
ESE		5		1	21		52	81		81	244	325	
TOTAL FOR FEFP		48	6	14	204		492	766		766	2287	3053	

FOOD SERVICE
 TRANSPORTATION

THOSE COSTS REPORTED IN THE COLUMN TITLED -SCHOOL INDIRECT- ARE DERIVED FROM TWO SOURCES: A) EXPENDITURES RECORDED BY SCHOOL AND B) SCHOOL LEVEL EXPENDITURES CENTRALLY RECORDED. FUNCTIONALLY DISTRIBUTED, THESE COSTS ARE AS REPORTED BELOW.

- | | | |
|----------------------------|----------------------------|----------------------------|
| 6100 PUPIL PERSONNEL | 6400 INSTR STAFF TRAINING | 7700 CENTRAL SERVICES |
| 6200 INSTRUCTIONAL MEDIA | 7300 SCHOOL ADMINISTRATION | 7900 OPERATION OF PLANT |
| 6300 INSTR & CURR DEVLPMNT | 7400 FACILITIES ACQ-CONSTR | 8100 MAINTENANCE OF PLANT |
| | | 8200 ADMIN. TECH. SERVICES |
| | | 6500 INSTR. TECH. SERVICES |

FUND- 8
 SCHL- 9819 TEACHING ADJUDICATED YOUTH FAC

PROGRAM CATEGORY	NBR	DIRECT							SCHOOL INDIRECT	SCHOOL COST	DISTRICT INDIRECT	TOTAL
		SALARIES	BENEFITS	PURCHASED SERVICES	MATERIAL SUPPLIES	OTHER EXPENSES	CAPITAL OUTLAY	TOTAL DIRECT				
4-8 BASIC	102						1	2		2	7	9
9-12 BASIC	103	4		1	21		50	78		78	235	313
BASIC		5		1	21		52	81		81	242	323
9-12 BASIC W/ES 113		2			10		24	38		38	113	152
ESE		2			10		24	38		38	113	152
TOTAL FOR FEFP		7	1	2	31		76	119		119	356	475

FOOD SERVICE
 TRANSPORTATION

THOSE COSTS REPORTED IN THE COLUMN TITLED -SCHOOL INDIRECT- ARE DERIVED FROM TWO SOURCES: A) EXPENDITURES RECORDED BY SCHOOL AND B) SCHOOL LEVEL EXPENDITURES CENTRALLY RECORDED. FUNCTIONALLY DISTRIBUTED, THESE COSTS ARE AS REPORTED BELOW.

6100 PUPIL PERSONNEL	6400 INSTR STAFF TRAINING	7700 CENTRAL SERVICES
6200 INSTRUCTIONAL MEDIA	7300 SCHOOL ADMINISTRATION	7900 OPERATION OF PLANT
6300 INSTR & CURR DEVLPMNT	7400 FACILITIES ACQ-CONSTR	8100 MAINTENANCE OF PLANT
		8200 ADMIN. TECH. SERVICES
		6500 INSTR. TECH. SERVICES

School District of Okaloosa County




EXHIBIT K-15

Schedule 4, District Aggregate Program Cost Report **General Fund**

For the Fiscal Year Ended June 30, 2014

FUND- 1
 SCHL- 0000 DISTRICT OKALOOSA

PROGRAM	NBR	SALARIES	BENEFITS	PURCHASED SERVICES	DIRECT MATERIAL SUPPLIES	OTHER EXPENSES	CAPITAL OUTLAY	TOTAL DIRECT	SCHOOL INDIRECT	SCHOOL COST	DISTRICT INDIRECT	TOTAL
K-3 BASIC	101	25465569	7208659	2072778	1555427	454013	118263	36874710	12779036	49653747	2472659	52126406
4-8 BASIC	102	25924740	7338638	2390504	1006865	462991	236283	37360025	15725591	53085616	2558481	55644098
9-12 BASIC	103	19088977	5403607	1869077	978719	369976	204169	27914527	11241441	39155969	1822428	40978397
BASIC		70479287	19950905	6332360	3541012	1286981	558715	102149263	39746070	141895333	6853569	148748903
ESOL	130	1918608	543109	145239	101984	31376	12012	2752331	981709	3734041	177305	3911346
ESOL		1918608	543109	145239	101984	31376	12012	2752331	981709	3734041	177305	3911346
PK-3 BASIC W/ES	111	7368638	2085875	658493	460624	132826	42174	10748632	4181247	14929879	744360	15674240
4-8 BASIC W/ESE	112	7640629	2162869	634313	307879	135179	69456	10950327	4522389	15472716	734415	16207132
9-12 BASIC W/ES	113	4302690	1217983	413814	214784	89795	46388	6285456	2466760	8752217	405288	9157505
ESE LEVEL 4	254	1801631	509996	131760	40961	38042	15013	2537406	933221	3470628	139771	3610399
ESE LEVEL 5	255	835777	236587	64503	19896	20459	8077	1185300	457678	1642979	69671	1712650
ESE		21949367	6213311	1902885	1044146	416302	181109	31707124	12561296	44268420	2093507	46361928
VOCATIONAL, 6-12	300	2023138	572699	189037	95554	45336	20457	2946223	1155156	4101379	197373	4298752
VOCATIONAL PGM		2023138	572699	189037	95554	45336	20457	2946223	1155156	4101379	197373	4298752
AGRISCIENCE & N	351	8325	2276	1050	918	525	265	13361	8740	22101	829	22931
BUSINESS EDUCAT	352	102510	28014	10501	9181	5252	2657	158117	87403	245521	8292	253814
FAMILY AND CONS	353	19056	5212	2625	2295	1313	664	31167	21850	53018	2073	55091
HEALTH SCIENCE	354	367392	100448	44826	39192	22422	11345	585627	373105	958733	35400	994134
INDUSTRIAL	355	602563	164711	68197	59625	34113	17260	946472	567634	1514106	53857	1567964
ADULT PGM		1099848	300663	127200	111212	63627	32193	1734746	1058734	2793481	100454	2893935
TOTAL FOR FEFP		97470251	27580688	8696723	4893910	1843625	804488	141289689	55502967	196792657	9422209	206214866
FOOD SERVICE									38961		326	
TRANSPORTATION									11172888		40289	

DISTRICT INDIRECT COSTS ARE FUNCTIONALLY DISTRIBUTED AS REPORTED BELOW.

6100 PUPIL PERSONNEL	320513	7100 BOARD OF EDUCATION	1475403	7700 CENTRAL SERVICES	1196751
6200 INSTRUCTIONAL MEDIA	13370	7200 GENERAL ADMINISTRATIO	361648	7900 OPERATION OF PLANT	993668
6300 INSTR & CURR DEVLPMNT	1286241	7400 FACILITIES ACQ-CONSTR	213683	8100 MAINTENANCE OF PLANT	476216
6400 INSTR STAFF TRAINING	124980	7500 FISCAL SERVICES	1814410	8200 ADMIN. TECH. SERVICES	1108630
				6500 INSTR. TECH. SERVICES	36689

-----RECONCILIATION TO ANNUAL FINANCIAL REPORT-----									
RECREAT & ENRICHMNT	OTHER	NON-PGM CAPITAL	COMMUNITY SERVICE	DEBT SERVICE	FEDERAL INDIRECT	CHARTER SCHOOLS	TOTAL REPORTED	AFR ROUNDING / TOTAL DIFFERENCE	
	391253	41629	1198332			9602762	228701310	228701220	90-

School District of Okaloosa County




EXHIBIT K-15

Schedule 4, District Aggregate Program Cost Report Special Revenue Funds

For the Fiscal Year Ended June 30, 2014

FUND- 4
 SCHL- 0000 DISTRICT OKALOOSA

PROGRAM	NBR	SALARIES	BENEFITS	PURCHASED SERVICES	DIRECT MATERIAL SUPPLIES	OTHER EXPENSES	CAPITAL OUTLAY	TOTAL DIRECT	SCHOOL INDIRECT	SCHOOL COST	DISTRICT INDIRECT	TOTAL
K-3 BASIC	101	1424316	395020	20355	378256	11471	296120	2525540	597332	3122873	329646	3452520
4-8 BASIC	102	1382454	386688	8910	180667	7186	173698	2139606	299133	2438740	233957	2672698
9-12 BASIC	103	46982	14402	3736	28600	3572	70446	167742	7696	175439	103908	279347
BASIC		2853753	796111	33002	587524	22230	540265	4832889	904163	5737052	667513	6404565
ESOL	130	202	29	73	1751	296	2866	5218	32576	37794	10314	48109
ESOL		202	29	73	1751	296	2866	5218	32576	37794	10314	48109
PK-3 BASIC W/ES	111	1452459	526329	2261	11714	17481	15783	2026030	576866	2602897	212856	2815753
4-8 BASIC W/ESE	112	980482	354122	2256	14230	13948	22327	1387369	462862	1850232	204488	2054720
9-12 BASIC W/ES	113	251655	90637	68547	9279	2308	21981	444410	246236	690646	112020	802667
ESE LEVEL 4	254	473414	171276	660	4461	2408	6940	659162	78986	738149	50321	788470
ESE LEVEL 5	255	208923	75286	1507	3375	625	3545	293264	41547	334812	25510	360323
ESE		3366936	1217652	75234	43061	36773	70578	4810237	1406500	6216738	605197	6821935
VOCATIONAL, 6-12	300	87850	27524	465	4828	473	14582	135724	3194	138919	11277	150196
VOCATIONAL PGM		87850	27524	465	4828	473	14582	135724	3194	138919	11277	150196
AGRISCIENCE & N	351			18	134	6893	463	7510		7510		7510
BUSINESS EDUCAT	352			189	1348	68933	4632	75104		75104		75104
FAMILY AND CONS	353			47	337	17233	1158	18776		18776		18776
HEALTH SCIENCE	354			807	5757	294261	19774	320600		320600		320600
INDUSTRIAL	355			1228	8758	447682	30085	487754		487754		487754
ADULT PGM				2290	16336	835003	56113	909745		909745		909745
TOTAL FOR FEFP		6308742	2041318	111066	653502	894777	684405	10693815	2346434	13040250	1294303	14334554
FOOD SERVICE									10194242		672240	
TRANSPORTATION									235		2493	

DISTRICT INDIRECT COSTS ARE FUNCTIONALLY DISTRIBUTED AS REPORTED BELOW.

6100 PUPIL PERSONNEL	186459	7100 BOARD OF EDUCATION	7700 CENTRAL SERVICES
6200 INSTRUCTIONAL MEDIA	14666	7200 GENERAL ADMINISTRATIO	7900 OPERATION OF PLANT
6300 INSTR & CURR DEVLPMNT	803685	7400 FACILITIES ACQ-CONSTR	8100 MAINTENANCE OF PLANT
6400 INSTR STAFF TRAINING	287771	7500 FISCAL SERVICES	8200 ADMIN. TECH. SERVICES
			6500 INSTR. TECH. SERVICES

-----RECONCILIATION TO ANNUAL FINANCIAL REPORT-----									
RECREAT & ENRICHMNT	OTHER	NON-PGM CAPITAL	COMMUNITY SERVICE	DEBT SERVICE	FEDERAL INDIRECT	CHARTER SCHOOLS	TOTAL REPORTED	AFR	ROUNDING / TOTAL DIFFERENCE
	160649				730192		26094608	26094829	221

School District of Okaloosa County




EXHIBIT K-15

Schedule 4, District Aggregate Program Cost Report
ARRA - Race To The Top Funds

For the Fiscal Year Ended June 30, 2014

FUND- 8
 SCHL- 0000 DISTRICT OKALOOSA

PROGRAM CATEGORY	NBR	DIRECT						TOTAL DIRECT	SCHOOL INDIRECT	SCHOOL COST	DISTRICT INDIRECT	TOTAL
		SALARIES	BENEFITS	PURCHASED SERVICES	MATERIAL SUPPLIES	OTHER EXPENSES	CAPITAL OUTLAY					
K-3 BASIC	101	3284	456	958	13939		33585	52224	666	52891	155867	208759
4-8 BASIC	102	3247	451	947	13782		33206	51635	1818	53453	154108	207562
9-12 BASIC	103	2307	320	672	9790		23587	36678	236	36914	109469	146384
BASIC		8839	1228	2578	37512		90379	140538	2721	143259	419445	562705
ESOL	130	232	32	67	986		2377	3696	66	3762	11032	14794
ESOL		232	32	67	986		2377	3696	66	3762	11032	14794
PK-3 BASIC W/ES	111	965	134	281	4098		9874	15355	221	15576	45828	61404
4-8 BASIC W/ESE	112	932	129	271	3955		9529	14818	730	15548	44227	59776
9-12 BASIC W/ES	113	513	71	149	2178		5248	8160	75	8236	24356	32592
ESE LEVEL 4	254	177	24	51	753		1814	2821	7	2828	8421	11250
ESE LEVEL 5	255	88	12	25	375		904	1405	6	1412	4195	5607
ESE		2677	372	780	11360		27371	42562	1039	43602	127029	170631
VOCATIONAL,6-12	300	250	34	73	1063		2561	3982	63	4046	11886	15933
VOCATIONAL PGM		250	34	73	1063		2561	3982	63	4046	11886	15933
TOTAL FOR FEFP		11999	1667	3499	50922		122688	190779	3890	194670	569394	764064

FOOD SERVICE
 TRANSPORTATION

DISTRICT INDIRECT COSTS ARE FUNCTIONALLY DISTRIBUTED AS REPORTED BELOW.

6100 PUPIL PERSONNEL	7100 BOARD OF EDUCATION	7700 CENTRAL SERVICES
6200 INSTRUCTIONAL MEDIA	7200 GENERAL ADMINISTRATIO	7900 OPERATION OF PLANT
6300 INSTR & CURR DEVLPMNT	102897 7400 FACILITIES ACQ-CONSTR	8100 MAINTENANCE OF PLANT
6400 INSTR STAFF TRAINING	239471 7500 FISCAL SERVICES	8200 ADMIN. TECH. SERVICES
		122372
		6500 INSTR. TECH. SERVICES
		104651

-----RECONCILIATION TO ANNUAL FINANCIAL REPORT-----									
RECREAT & ENRICHMNT	OTHER	NON-PGM CAPITAL	COMMUNITY SERVICE	DEBT SERVICE	FEDERAL INDIRECT	CHARTER SCHOOLS	TOTAL REPORTED	AFR TOTAL	ROUNDING / DIFFERENCE
					21342		785406	785410	4