

School District of Okaloosa County




EXHIBIT K-14


Schedule 3, School Program Cost Report
General Fund / Special Revenue Funds

EXHIBIT K-15

Schedule 4, District Aggregate Program Cost Report
General Fund / Special Revenue Funds

For the Fiscal Year Ended June 30, 2012

Revised December 7, 2012



School District of Okaloosa County
PROGRAM COST REPORT
For the Fiscal Year Ended June 30, 2012

Revised December 7, 2012

Table of Contents

I. Exhibit K-14: Schedule 3, School Program Cost Report	
General Fund.....	1-52
II. Exhibit K-14: Schedule 3, School Program Cost Report	
Special Revenue Funds.....	53-97
ARRA – Race To The Top Funds.....	98-143
ARRA – Education Jobs Funds.....	144
III. Exhibit K-15: Schedule 4, District Aggregate Program Cost Report	
General Fund.....	145
IV. Exhibit K-15: Schedule 4, District Aggregate Program Cost Report	
Special Revenue Funds.....	146
ARRA – Race To The Top Funds.....	147
ARRA – Education Jobs Funds.....	148

School District of Okaloosa County



EXHIBIT K-14

Schedule 3, School Program Cost Report **General Fund**

For the Fiscal Year Ended June 30, 2012

Revised December 7, 2012

FUND- 1
 SCHL- 0031 EDWINS ELEMENTARY SCHOOL

PROGRAM CATEGORY	NBR	DIRECT						TOTAL DIRECT	SCHOOL INDIRECT	SCHOOL COST	DISTRICT INDIRECT	TOTAL
		SALARIES	BENEFITS	PURCHASED SERVICES	MATERIAL SUPPLIES	OTHER EXPENSES	CAPITAL OUTLAY					
K-3 BASIC	101	750190	224797	67090	29838	13086	4761	1089764	399701	1489466	81222	1570688
4-8 BASIC	102	279571	74439	22216	9880	4333	1576	392017	148247	540264	28341	568606
BASIC		1029761	299237	89306	39719	17419	6337	1481781	547948	2029730	109563	2139294
ESOL	130	103390	25958	7747	3445	1511	549	142602	46870	189473	9444	198917
ESOL		103390	25958	7747	3445	1511	549	142602	46870	189473	9444	198917
PK-3 BASIC W/ES	111	258229	86004	25667	11415	5006	1821	388145	166654	554799	32324	587124
4-8 BASIC W/ESE	112	96444	25575	7632	3394	1488	541	135077	51467	186545	9786	196331
ESE LEVEL 4	254	13384	3661	1092	485	213	77	18915	7389	26304	1402	27706
ESE		368058	115240	34393	15296	6708	2440	542137	225510	767648	43513	811162
TOTAL FOR FEFP		1501210	440436	131447	58461	25639	9328	2166522	820329	2986852	162521	3149373
FOOD SERVICE											4	
TRANSPORTATION									155780		2806	

THOSE COSTS REPORTED IN THE COLUMN TITLED -SCHOOL INDIRECT- ARE DERIVED FROM TWO SOURCES: A) EXPENDITURES RECORDED BY SCHOOL AND B) SCHOOL LEVEL EXPENDITURES CENTRALLY RECORDED. FUNCTIONALLY DISTRIBUTED, THESE COSTS ARE AS REPORTED BELOW.

6100 PUPIL PERSONNEL	86605	6400 INSTR STAFF TRAINING	3725	7700 CENTRAL SERVICES	28438
6200 INSTRUCTIONAL MEDIA	38926	7300 SCHOOL ADMINISTRATION	198445	7900 OPERATION OF PLANT	239054
6300 INSTR & CURR DEVLPMNT	43055	7400 FACILITIES ACQ-CONSTR		8100 MAINTENANCE OF PLANT	142441
				8200 ADMIN. TECH. SERVICES	29122
				6500 INSTR. TECH. SERVICES	10513

FUND- 1
 SCHL- 0041 BAKER SCHOOL

PROGRAM CATEGORY	NBR	DIRECT						TOTAL DIRECT	SCHOOL INDIRECT	SCHOOL COST	DISTRICT INDIRECT	TOTAL
		SALARIES	BENEFITS	PURCHASED SERVICES	MATERIAL SUPPLIES	OTHER EXPENSES	CAPITAL OUTLAY					
K-3 BASIC	101	1160460	287540	93314	44502	17007	3489	1606314	442037	2048351	103342	2151694
4-8 BASIC	102	1352753	323719	105055	50102	19146	3928	1854705	565670	2420375	123402	2543777
9-12 BASIC	103	1082355	244314	79286	37812	14450	2964	1461184	427792	1888977	93223	1982201
BASIC		3595569	855574	277656	132417	50604	10382	4922204	1435499	6357704	319968	6677673
ESOL	130	2599	611	198	94	36	7	3547	1070	4618	233	4851
ESOL		2599	611	198	94	36	7	3547	1070	4618	233	4851
PK-3 BASIC W/ES	111	309945	75601	24534	11700	4471	917	427171	120885	548056	27655	575711
4-8 BASIC W/ESE	112	246023	57545	18674	8906	3403	698	335252	100581	435834	21939	457773
9-12 BASIC W/ES	113	302881	69112	22428	10696	4087	838	410046	121015	531061	26371	557433
ESE LEVEL 4	254	16598	3922	1272	607	231	47	22680	6867	29548	1496	31044
ESE LEVEL 5	255	5625	1329	431	205	78	16	7687	2160	9848	489	10338
ESE		881074	207511	67342	32116	12273	2518	1202837	351512	1554349	77952	1632301
VOCATIONAL, 6-12	300	130133	34117	11072	5280	2017	414	183035	59739	242775	13018	255793
VOCATIONAL PGM		130133	34117	11072	5280	2017	414	183035	59739	242775	13018	255793
TOTAL FOR FEFP		4609376	1097815	356270	169909	64932	13321	6311625	1847822	8159447	411172	8570620
FOOD SERVICE									1233		15	
TRANSPORTATION									501116		8779	

THOSE COSTS REPORTED IN THE COLUMN TITLED -SCHOOL INDIRECT- ARE DERIVED FROM TWO SOURCES: A) EXPENDITURES RECORDED BY SCHOOL AND B) SCHOOL LEVEL EXPENDITURES CENTRALLY RECORDED. FUNCTIONALLY DISTRIBUTED, THESE COSTS ARE AS REPORTED BELOW.

6100 PUPIL PERSONNEL	165168	6400 INSTR STAFF TRAINING	11307	7700 CENTRAL SERVICES	70464
6200 INSTRUCTIONAL MEDIA	17342	7300 SCHOOL ADMINISTRATION	443238	7900 OPERATION OF PLANT	620520
6300 INSTR & CURR DEVLPMNT	135904	7400 FACILITIES ACQ-CONSTR		8100 MAINTENANCE OF PLANT	290302
				8200 ADMIN. TECH. SERVICES	72159
				6500 INSTR. TECH. SERVICES	21413

FUND- 1
 SCHL- 0051 BOB SIKES ELEMENTARY SCHOOL

PROGRAM CATEGORY	NBR	PURCHASED					DIRECT		TOTAL DIRECT	SCHOOL INDIRECT	SCHOOL COST	DISTRICT INDIRECT	TOTAL
		SALARIES	BENEFITS	SERVICES	MATERIAL SUPPLIES	OTHER EXPENSES	CAPITAL OUTLAY						
K-3 BASIC	101	1358483	324839	98302	55913	25203	2611	1865354	571636	2436991	132536	2569527	
4-8 BASIC	102	451353	126043	38143	21695	9779	1013	648028	247751	895780	54338	950118	
BASIC		1809837	450883	136445	77609	34983	3624	2513383	819388	3332771	186874	3519645	
ESOL	130	10066	2925	885	503	226	23	14631	5041	19673	1181	20855	
ESOL		10066	2925	885	503	226	23	14631	5041	19673	1181	20855	
PK-3 BASIC W/ES	111	317106	74004	22395	12738	5741	594	432580	136799	569379	30931	600311	
4-8 BASIC W/ESE	112	158928	35071	10613	6036	2721	281	213652	69123	282776	15140	297916	
ESE LEVEL 4	254	6359	1474	446	253	114	11	8660	2930	11590	639	12229	
ESE		482393	110550	33454	19028	8577	888	654892	208853	863746	46711	910457	
TOTAL FOR FEFP		2302297	564359	170784	97141	43787	4536	3182907	1033282	4216190	234767	4450958	
FOOD SERVICE									773		9		
TRANSPORTATION									299646		5348		

THOSE COSTS REPORTED IN THE COLUMN TITLED -SCHOOL INDIRECT- ARE DERIVED FROM TWO SOURCES: A) EXPENDITURES RECORDED BY SCHOOL AND B) SCHOOL LEVEL EXPENDITURES CENTRALLY RECORDED. FUNCTIONALLY DISTRIBUTED, THESE COSTS ARE AS REPORTED BELOW.

6100 PUPIL PERSONNEL	76218	6400 INSTR STAFF TRAINING	13163	7700 CENTRAL SERVICES	41157
6200 INSTRUCTIONAL MEDIA	46974	7300 SCHOOL ADMINISTRATION	302780	7900 OPERATION OF PLANT	307041
6300 INSTR & CURR DEVLPMNT	53298	7400 FACILITIES ACQ-CONSTR		8100 MAINTENANCE OF PLANT	136686
				8200 ADMIN. TECH. SERVICES	42148
				6500 INSTR. TECH. SERVICES	13812

FUND- 1
 SCHL- 0082 MEIGS MIDDLE SCHOOL

PROGRAM CATEGORY	NBR	PURCHASED					DIRECT		TOTAL DIRECT	SCHOOL INDIRECT	SCHOOL COST	DISTRICT INDIRECT	TOTAL
		SALARIES	BENEFITS	SERVICES	MATERIAL SUPPLIES	OTHER EXPENSES	CAPITAL OUTLAY						
4-8 BASIC	102	1445627	316187	126801	78795	38416	1589	2007416	1035571	3042988	134343	3177332	
BASIC		1445627	316187	126801	78795	38416	1589	2007416	1035571	3042988	134343	3177332	
ESOL	130	5577	1456	584	363	176	7	8165	4771	12936	618	13555	
ESOL		5577	1456	584	363	176	7	8165	4771	12936	618	13555	
4-8 BASIC W/ESE	112	322541	67583	27103	16842	8211	339	442621	221349	663971	28715	692686	
ESE LEVEL 4	254	20778	4382	1757	1092	532	22	28564	14352	42916	1861	44778	
ESE LEVEL 5	255	1437	501	201	124	60	2	2328	1642	3970	213	4183	
ESE		344756	72467	29061	18059	8804	364	473514	237344	710858	30790	741649	
TOTAL FOR FEFP		1795962	390111	156447	97217	47398	1961	2489097	1277687	3766784	165753	3932538	
FOOD SERVICE									789		6		
TRANSPORTATION									203955		3504		

THOSE COSTS REPORTED IN THE COLUMN TITLED -SCHOOL INDIRECT- ARE DERIVED FROM TWO SOURCES: A) EXPENDITURES RECORDED BY SCHOOL AND B) SCHOOL LEVEL EXPENDITURES CENTRALLY RECORDED. FUNCTIONALLY DISTRIBUTED, THESE COSTS ARE AS REPORTED BELOW.

6100 PUPIL PERSONNEL	143952	6400 INSTR STAFF TRAINING	7925	7700 CENTRAL SERVICES	27882
6200 INSTRUCTIONAL MEDIA	47591	7300 SCHOOL ADMINISTRATION	457780	7900 OPERATION OF PLANT	375394
6300 INSTR & CURR DEVLPMNT	40617	7400 FACILITIES ACQ-CONSTR		8100 MAINTENANCE OF PLANT	137620
				8200 ADMIN. TECH. SERVICES	28552
				6500 INSTR. TECH. SERVICES	10369

FUND- 1
 SCHL- 0092 SHOAL RIVER MIDDLE SCHOOL

PROGRAM CATEGORY	NBR	PURCHASED					DIRECT		TOTAL DIRECT	SCHOOL INDIRECT	SCHOOL COST	DISTRICT INDIRECT	TOTAL
		SALARIES	BENEFITS	SERVICES	MATERIAL SUPPLIES	OTHER EXPENSES	CAPITAL OUTLAY						
4-8 BASIC	102	2006360	462812	166720	83123	39005	2582	2760605	1035417	3796022	201013	3997036	
BASIC		2006360	462812	166720	83123	39005	2582	2760605	1035417	3796022	201013	3997036	
ESOL	130	9377	2196	791	394	185	12	12956	4912	17869	953	18822	
ESOL		9377	2196	791	394	185	12	12956	4912	17869	953	18822	
4-8 BASIC W/ESE	112	527594	137929	49686	24772	11624	769	752377	308578	1060956	59906	1120863	
ESE LEVEL 5	255	24193	6261	2255	1124	527	34	34396	14007	48404	2719	51123	
ESE		551787	144190	51942	25897	12152	804	786774	322586	1109360	62626	1171986	
TOTAL FOR FEFP		2567525	609198	219454	109415	51342	3398	3560335	1362916	4923252	264593	5187845	
FOOD SERVICE									589		9		
TRANSPORTATION									327126		5786		

THOSE COSTS REPORTED IN THE COLUMN TITLED -SCHOOL INDIRECT- ARE DERIVED FROM TWO SOURCES: A) EXPENDITURES RECORDED BY SCHOOL AND B) SCHOOL LEVEL EXPENDITURES CENTRALLY RECORDED. FUNCTIONALLY DISTRIBUTED, THESE COSTS ARE AS REPORTED BELOW.

6100 PUPIL PERSONNEL	146017	6400 INSTR STAFF TRAINING	9591	7700 CENTRAL SERVICES	44508
6200 INSTRUCTIONAL MEDIA	24628	7300 SCHOOL ADMINISTRATION	429685	7900 OPERATION OF PLANT	432184
6300 INSTR & CURR DEVLPMNT	56650	7400 FACILITIES ACQ-CONSTR		8100 MAINTENANCE OF PLANT	159386
				8200 ADMIN. TECH. SERVICES	45579
				6500 INSTR. TECH. SERVICES	14684

FUND- 1
 SCHL- 0121 RUCKEL MIDDLE SCHOOL

PROGRAM CATEGORY	NBR	DIRECT						TOTAL DIRECT	SCHOOL INDIRECT	SCHOOL COST	DISTRICT INDIRECT	TOTAL
		SALARIES	BENEFITS	PURCHASED SERVICES	MATERIAL SUPPLIES	OTHER EXPENSES	CAPITAL OUTLAY					
4-8 BASIC	102	1965332	437208	165081	26247	58017	14143	2666030	1044593	3710624	189025	3899649
BASIC		1965332	437208	165081	26247	58017	14143	2666030	1044593	3710624	189025	3899649
ESOL	130	5823	1502	567	90	199	48	8231	3588	11819	649	12469
ESOL		5823	1502	567	90	199	48	8231	3588	11819	649	12469
4-8 BASIC W/ESE	112	688467	143479	54174	8613	19039	4641	918416	342805	1261222	62032	1323254
ESE LEVEL 4	254	34847	6876	2596	412	912	222	45868	16429	62298	2972	65271
ESE LEVEL 5	255	4821	1842	695	110	244	59	7774	4401	12175	796	12972
ESE		728137	152197	57466	9137	20196	4923	972059	363636	1335696	65802	1401498
TOTAL FOR FEFP		2699294	590908	223115	35474	78413	19115	3646321	1411819	5058140	255476	5313617
FOOD SERVICE										1719		10
TRANSPORTATION										344861		6099

THOSE COSTS REPORTED IN THE COLUMN TITLED -SCHOOL INDIRECT- ARE DERIVED FROM TWO SOURCES: A) EXPENDITURES RECORDED BY SCHOOL AND B) SCHOOL LEVEL EXPENDITURES CENTRALLY RECORDED. FUNCTIONALLY DISTRIBUTED, THESE COSTS ARE AS REPORTED BELOW.

6100 PUPIL PERSONNEL	176753	6400 INSTR STAFF TRAINING	18725	7700 CENTRAL SERVICES	42974
6200 INSTRUCTIONAL MEDIA	3416	7300 SCHOOL ADMINISTRATION	451685	7900 OPERATION OF PLANT	384792
6300 INSTR & CURR DEVLPMNT	72335	7400 FACILITIES ACQ-CONSTR		8100 MAINTENANCE OF PLANT	202842
				8200 ADMIN. TECH. SERVICES	44008
				6500 INSTR. TECH. SERVICES	14283

FUND- 1
 SCHL- 0131 DESTIN ELEMENTARY

PROGRAM CATEGORY	NBR	PURCHASED					DIRECT		TOTAL DIRECT	SCHOOL INDIRECT	SCHOOL COST	DISTRICT INDIRECT	TOTAL
		SALARIES	BENEFITS	SERVICES	MATERIAL SUPPLIES	OTHER EXPENSES	CAPITAL OUTLAY						
K-3 BASIC	101	1523075	392672	103642	74882	22152	7500	2123926	696988	2820914	136305	2957219	
4-8 BASIC	102	408973	109467	28892	20875	6175	2090	576475	217016	793492	40300	833792	
BASIC		1932048	502139	132535	95757	28328	9591	2700401	914005	3614406	176606	3791012	
ESOL	130	142448	33663	8885	6419	1899	643	193958	59421	253380	11651	265031	
ESOL		142448	33663	8885	6419	1899	643	193958	59421	253380	11651	265031	
PK-3 BASIC W/ES	111	503214	126519	33393	24127	7137	2416	696808	232701	929510	44741	974251	
4-8 BASIC W/ESE	112	213575	56577	14933	10789	3191	1080	300148	112240	412388	20836	433225	
ESE LEVEL 4	254	5168	1238	326	236	69	23	7063	2339	9403	444	9847	
ESE LEVEL 5	255	6964	1500	395	286	84	28	9260	2981	12241	552	12794	
ESE		728923	185835	49049	35438	10484	3549	1013280	350262	1363543	66575	1430119	
TOTAL FOR FEFP		2803420	721638	190469	137615	40711	13784	3907640	1323689	5231329	254833	5486163	
FOOD SERVICE									1716		10		
TRANSPORTATION									329053		5904		

THOSE COSTS REPORTED IN THE COLUMN TITLED -SCHOOL INDIRECT- ARE DERIVED FROM TWO SOURCES: A) EXPENDITURES RECORDED BY SCHOOL AND B) SCHOOL LEVEL EXPENDITURES CENTRALLY RECORDED. FUNCTIONALLY DISTRIBUTED, THESE COSTS ARE AS REPORTED BELOW.

6100 PUPIL PERSONNEL	180354	6400 INSTR STAFF TRAINING	14362	7700 CENTRAL SERVICES	44749
6200 INSTRUCTIONAL MEDIA	73875	7300 SCHOOL ADMINISTRATION	333907	7900 OPERATION OF PLANT	368415
6300 INSTR & CURR DEVLPMNT	85721	7400 FACILITIES ACQ-CONSTR		8100 MAINTENANCE OF PLANT	161732
				8200 ADMIN. TECH. SERVICES	45825
				6500 INSTR. TECH. SERVICES	14743

FUND- 1
 SCHL- 0151 EDGE ELEMENTARY

PROGRAM CATEGORY	NBR	PURCHASED					DIRECT		TOTAL DIRECT	SCHOOL INDIRECT	SCHOOL COST	DISTRICT INDIRECT	TOTAL
		SALARIES	BENEFITS	SERVICES	MATERIAL SUPPLIES	OTHER EXPENSES	CAPITAL OUTLAY						
K-3 BASIC	101	926311	234916	65864	35580	19290	3431	1285395	474830	1760226	95435	1855661	
4-8 BASIC	102	409003	99048	27770	15001	8133	1446	560405	227521	787926	42589	830516	
BASIC		1335315	333964	93635	50582	27424	4878	1845800	702352	2548152	138025	2686178	
ESOL	130	26907	7514	2106	1138	617	109	38393	16523	54917	3167	58084	
ESOL		26907	7514	2106	1138	617	109	38393	16523	54917	3167	58084	
PK-3 BASIC W/ES	111	213054	60819	17052	9211	4994	888	306020	131536	437557	25448	463005	
4-8 BASIC W/ESE	112	159327	36395	10204	5512	2988	531	214959	83812	298771	15667	314439	
ESE LEVEL 4	254	17217	9066	2542	1373	744	132	31076	20978	52054	3911	55966	
ESE LEVEL 5	255	6922	2375	665	359	195	34	10553	5496	16049	1024	17074	
ESE		396522	108656	30464	16457	8922	1587	562609	241824	804433	46052	850486	
TOTAL FOR FEFP		1758744	450135	126207	68177	36963	6575	2446803	960700	3407503	187245	3594749	
FOOD SERVICE									903		6		
TRANSPORTATION									198826		3548		

THOSE COSTS REPORTED IN THE COLUMN TITLED -SCHOOL INDIRECT- ARE DERIVED FROM TWO SOURCES: A) EXPENDITURES RECORDED BY SCHOOL AND B) SCHOOL LEVEL EXPENDITURES CENTRALLY RECORDED. FUNCTIONALLY DISTRIBUTED, THESE COSTS ARE AS REPORTED BELOW.

6100 PUPIL PERSONNEL	61416	6400 INSTR STAFF TRAINING	12640	7700 CENTRAL SERVICES	32667
6200 INSTRUCTIONAL MEDIA	35569	7300 SCHOOL ADMINISTRATION	257535	7900 OPERATION OF PLANT	334956
6300 INSTR & CURR DEVLPMNT	45705	7400 FACILITIES ACQ-CONSTR		8100 MAINTENANCE OF PLANT	134922
				8200 ADMIN. TECH. SERVICES	33453
				6500 INSTR. TECH. SERVICES	11833

FUND- 1
 SCHL- 0161 EGLIN ELEMENTARY

PROGRAM CATEGORY	NBR	PURCHASED					DIRECT		TOTAL DIRECT	SCHOOL INDIRECT	SCHOOL COST	DISTRICT INDIRECT	TOTAL
		SALARIES	BENEFITS	SERVICES	MATERIAL SUPPLIES	OTHER EXPENSES	CAPITAL OUTLAY						
K-3 BASIC	101	956827	224049	74308	41389	23547	6917	1327038	505419	1832458	89758	1922216	
4-8 BASIC	102	237301	62551	20745	11555	6574	1931	340659	157263	497922	26277	524199	
BASIC		1194128	286600	95053	52944	30121	8848	1667697	662682	2330380	116035	2446416	
ESOL	130	9590	2431	806	449	255	75	13608	5716	19324	991	20316	
ESOL		9590	2431	806	449	255	75	13608	5716	19324	991	20316	
PK-3 BASIC W/ES	111	216573	52835	17523	9760	5552	1631	303876	126183	430060	21694	451754	
4-8 BASIC W/ESE	112	26462	7212	2392	1332	758	222	38380	17918	56298	3013	59312	
ESE LEVEL 4	254	2029	488	162	90	51	15	2837	1264	4101	207	4309	
ESE		245065	60536	20077	11183	6362	1869	345094	145366	490460	24915	515376	
TOTAL FOR FEFP		1448784	349569	115937	64576	36739	10792	2026400	813765	2840166	141942	2982109	
FOOD SERVICE											5		
TRANSPORTATION									165958		2990		

THOSE COSTS REPORTED IN THE COLUMN TITLED -SCHOOL INDIRECT- ARE DERIVED FROM TWO SOURCES: A) EXPENDITURES RECORDED BY SCHOOL AND B) SCHOOL LEVEL EXPENDITURES CENTRALLY RECORDED. FUNCTIONALLY DISTRIBUTED, THESE COSTS ARE AS REPORTED BELOW.

6100 PUPIL PERSONNEL	59703	6400 INSTR STAFF TRAINING	12032	7700 CENTRAL SERVICES	25024
6200 INSTRUCTIONAL MEDIA	35140	7300 SCHOOL ADMINISTRATION	213587	7900 OPERATION OF PLANT	286130
6300 INSTR & CURR DEVLPMNT	41953	7400 FACILITIES ACQ-CONSTR		8100 MAINTENANCE OF PLANT	104937
				8200 ADMIN. TECH. SERVICES	25626
				6500 INSTR. TECH. SERVICES	9628

FUND- 1
 SCHL- 0201 LAUREL HILL SCHOOL

PROGRAM CATEGORY	NBR	DIRECT							TOTAL DIRECT	SCHOOL INDIRECT	SCHOOL COST	DISTRICT INDIRECT	TOTAL
		SALARIES	BENEFITS	PURCHASED SERVICES	MATERIAL SUPPLIES	OTHER EXPENSES	CAPITAL OUTLAY	TOTAL					
K-3 BASIC	101	419475	111741	40920	19118	6003	6590	603850	270820	874670	39367	914038	
4-8 BASIC	102	490737	126639	46376	21667	6803	7469	699694	341971	1041665	47330	1088995	
9-12 BASIC	103	327663	83152	30451	14226	4467	4904	464865	225096	689961	31120	721082	
BASIC		1237877	321533	117748	55012	17274	18963	1768410	837887	2606298	117817	2724116	
PK-3 BASIC W/ES	111	56388	14084	5157	2409	756	830	79628	35713	115342	5084	120426	
4-8 BASIC W/ESE	112	98605	25322	9273	4332	1360	1493	140387	68405	208792	9465	218258	
9-12 BASIC W/ES	113	96174	23004	8424	3935	1235	1356	134132	62225	196358	8605	204964	
ESE LEVEL 5	255	2079	962	352	164	51	56	3667	2605	6272	360	6632	
ESE		253247	63374	23208	10842	3404	3737	357815	168950	526765	23516	550281	
VOCATIONAL,6-12	300	160797	40898	14977	6997	2197	2412	228279	110441	338721	15285	354006	
VOCATIONAL PGM		160797	40898	14977	6997	2197	2412	228279	110441	338721	15285	354006	
TOTAL FOR FEFP		1651922	425805	155933	72853	22876	25113	2354505	1117279	3471785	156619	3628404	
FOOD SERVICE											4		
TRANSPORTATION									169914		2798		

THOSE COSTS REPORTED IN THE COLUMN TITLED -SCHOOL INDIRECT- ARE DERIVED FROM TWO SOURCES: A) EXPENDITURES RECORDED BY SCHOOL AND B) SCHOOL LEVEL EXPENDITURES CENTRALLY RECORDED. FUNCTIONALLY DISTRIBUTED, THESE COSTS ARE AS REPORTED BELOW.

6100 PUPIL PERSONNEL	95764	6400 INSTR STAFF TRAINING	4611	7700 CENTRAL SERVICES	26806
6200 INSTRUCTIONAL MEDIA	8965	7300 SCHOOL ADMINISTRATION	355589	7900 OPERATION OF PLANT	327205
6300 INSTR & CURR DEVLPMNT	121248	7400 FACILITIES ACQ-CONSTR		8100 MAINTENANCE OF PLANT	139545
				8200 ADMIN. TECH. SERVICES	27451
				6500 INSTR. TECH. SERVICES	10090

FUND- 1
 SCHL- 0211 NICEVILLE SENIOR HIGH SCHOOL

PROGRAM CATEGORY	NBR	DIRECT							TOTAL DIRECT	SCHOOL INDIRECT	SCHOOL COST	DISTRICT INDIRECT	TOTAL
		SALARIES	BENEFITS	PURCHASED SERVICES	MATERIAL SUPPLIES	OTHER EXPENSES	CAPITAL OUTLAY	TOTAL					
4-8 BASIC	102	461	73	24	17	5	4	589	151	740	30	771	
9-12 BASIC	103	4093715	963790	324753	233791	74694	64258	5755004	1981076	7736081	396710	8132791	
BASIC		4094177	963864	324778	233809	74700	64263	5755593	1981228	7736821	396740	8133562	
ESOL	130	6615	1528	514	370	118	101	9249	3141	12390	629	13019	
ESOL		6615	1528	514	370	118	101	9249	3141	12390	629	13019	
9-12 BASIC W/ES	113	1047509	237564	80048	57627	18411	15839	1457000	488314	1945314	97784	2043099	
ESE LEVEL 4	254	6453	1762	593	427	136	117	9491	3622	13114	725	13839	
ESE LEVEL 5	255	10377	4055	1366	983	314	270	17367	8335	25702	1669	27371	
ESE		1064340	243381	82008	59038	18862	16226	1483858	500272	1984131	100179	2084310	
VOCATIONAL,6-12	300	376173	92454	31152	22427	7165	6164	535537	190040	725578	38055	763633	
VOCATIONAL PGM		376173	92454	31152	22427	7165	6164	535537	190040	725578	38055	763633	
TOTAL FOR FEFP		5541306	1301229	438455	315646	100846	86756	7784239	2674683	10458922	535604	10994527	
FOOD SERVICE										5703		20	
TRANSPORTATION										674543		12129	

THOSE COSTS REPORTED IN THE COLUMN TITLED -SCHOOL INDIRECT- ARE DERIVED FROM TWO SOURCES: A) EXPENDITURES RECORDED BY SCHOOL AND B) SCHOOL LEVEL EXPENDITURES CENTRALLY RECORDED. FUNCTIONALLY DISTRIBUTED, THESE COSTS ARE AS REPORTED BELOW.

6100 PUPIL PERSONNEL	274866	6400 INSTR STAFF TRAINING	28578	7700 CENTRAL SERVICES	90096
6200 INSTRUCTIONAL MEDIA	35397	7300 SCHOOL ADMINISTRATION	606204	7900 OPERATION OF PLANT	970472
6300 INSTR & CURR DEVLPMNT	109176	7400 FACILITIES ACQ-CONSTR		8100 MAINTENANCE OF PLANT	441912
				8200 ADMIN. TECH. SERVICES	92263
				6500 INSTR. TECH. SERVICES	25714

FUND- 1
 SCHL- 0222 NORTHWOOD ELEMENTARY

PROGRAM CATEGORY	NBR	DIRECT					TOTAL DIRECT	SCHOOL INDIRECT	SCHOOL COST	DISTRICT INDIRECT	TOTAL	
		SALARIES	BENEFITS	PURCHASED SERVICES	MATERIAL SUPPLIES	OTHER EXPENSES						
K-3 BASIC	101	1124564	284072	91981	39167	24001	6950	1570738	566172	2136911	124366	2261277
4-8 BASIC	102	450339	121159	39230	16705	10236	2964	640637	272946	913583	56019	969603
BASIC		1574904	405232	131212	55873	34238	9914	2211375	839118	3050494	180386	3230881
ESOL	130	19516	4799	1553	661	405	117	27054	9577	36632	2102	38734
ESOL		19516	4799	1553	661	405	117	27054	9577	36632	2102	38734
PK-3 BASIC W/ES	111	248732	57754	18700	7963	4879	1413	339443	122061	461505	25942	487447
4-8 BASIC W/ESE	112	125053	32340	10471	4459	2732	791	175848	73515	249363	15015	264378
ESE LEVEL 4	254	189715	31642	10245	4362	2673	774	239414	72157	311571	14712	326284
ESE LEVEL 5	255	8232	1319	427	181	111	32	10305	3011	13316	613	13930
ESE		571733	123057	39845	16967	10397	3010	765011	270745	1035757	56284	1092041
TOTAL FOR FEFP		2166154	533088	172611	73502	45041	13043	3003441	1119442	4122884	238773	4361657
FOOD SERVICE											8	
TRANSPORTATION									264818		4707	

THOSE COSTS REPORTED IN THE COLUMN TITLED -SCHOOL INDIRECT- ARE DERIVED FROM TWO SOURCES: A) EXPENDITURES RECORDED BY SCHOOL AND B) SCHOOL LEVEL EXPENDITURES CENTRALLY RECORDED. FUNCTIONALLY DISTRIBUTED, THESE COSTS ARE AS REPORTED BELOW.

6100 PUPIL PERSONNEL	114967	6400 INSTR STAFF TRAINING	17931	7700 CENTRAL SERVICES	41709
6200 INSTRUCTIONAL MEDIA	831	7300 SCHOOL ADMINISTRATION	275118	7900 OPERATION OF PLANT	392317
6300 INSTR & CURR DEVLPMNT	69556	7400 FACILITIES ACQ-CONSTR		8100 MAINTENANCE OF PLANT	150340
				8200 ADMIN. TECH. SERVICES	42713
				6500 INSTR. TECH. SERVICES	13955

FUND- 1
 SCHL- 0241 SILVER SANDS SCHOOL

PROGRAM CATEGORY	NBR	PURCHASED					DIRECT		TOTAL DIRECT	SCHOOL INDIRECT	SCHOOL COST	DISTRICT INDIRECT	TOTAL
		SALARIES	BENEFITS	SERVICES	MATERIAL SUPPLIES	OTHER EXPENSES	CAPITAL OUTLAY						
ESE LEVEL 4	254	1051644	267515	60757	23564	26571	14905	1444959	503742	1948701	74944	2023646	
ESE LEVEL 5	255	471788	129363	29380	11395	12849	7208	661984	260427	922412	37558	959970	
ESE		1523432	396878	90138	34959	39420	22113	2106943	764170	2871113	112503	2983617	
TOTAL FOR FEFP		1523432	396878	90138	34959	39420	22113	2106943	764170	2871113	112503	2983617	
FOOD SERVICE											1		
TRANSPORTATION									54036		964		

THOSE COSTS REPORTED IN THE COLUMN TITLED -SCHOOL INDIRECT- ARE DERIVED FROM TWO SOURCES: A) EXPENDITURES RECORDED BY SCHOOL AND B) SCHOOL LEVEL EXPENDITURES CENTRALLY RECORDED. FUNCTIONALLY DISTRIBUTED, THESE COSTS ARE AS REPORTED BELOW.

6100 PUPIL PERSONNEL	84967	6400 INSTR STAFF TRAINING	3938	7700 CENTRAL SERVICES	19382
6200 INSTRUCTIONAL MEDIA	3014	7300 SCHOOL ADMINISTRATION	261060	7900 OPERATION OF PLANT	248924
6300 INSTR & CURR DEVLPMNT	39254	7400 FACILITIES ACQ-CONSTR		8100 MAINTENANCE OF PLANT	75612
				8200 ADMIN. TECH. SERVICES	19849
				6500 INSTR. TECH. SERVICES	8165

FUND- 1
 SCHL- 0251 RIVERSIDE ELEMENTARY

PROGRAM	NBR	PURCHASED					DIRECT		TOTAL	SCHOOL	SCHOOL	DISTRICT	TOTAL
		SALARIES	BENEFITS	SERVICES	MATERIAL SUPPLIES	OTHER EXPENSES	CAPITAL OUTLAY	DIRECT					
K-3 BASIC	101	1443860	362185	108376	91540	27014	6502	2039479	672159	2711639	161023	2872662	
4-8 BASIC	102	473788	120431	36036	30438	8982	2162	671839	249214	921053	56517	977571	
BASIC		1917649	482616	144412	121978	35996	8664	2711319	921374	3632693	217540	3850234	
ESOL	130	46797	10885	3257	2751	811	195	64698	20887	85586	4918	90505	
ESOL		46797	10885	3257	2751	811	195	64698	20887	85586	4918	90505	
PK-3 BASIC W/ES	111	266383	66013	19753	16684	4923	1185	374943	129035	503978	30103	534082	
4-8 BASIC W/ESE	112	140436	34892	10440	8818	2602	626	197817	72779	270596	16441	287037	
ESE LEVEL 4	254	6114	1891	565	478	141	33	9224	3959	13184	892	14077	
ESE		412934	102796	30759	25981	7667	1845	581985	205774	787759	47437	835197	
TOTAL FOR FEFP		2377380	596298	178429	150711	44476	10706	3358003	1148036	4506039	269897	4775936	
FOOD SERVICE											9		
TRANSPORTATION									318720		5720		

THOSE COSTS REPORTED IN THE COLUMN TITLED -SCHOOL INDIRECT- ARE DERIVED FROM TWO SOURCES: A) EXPENDITURES RECORDED BY SCHOOL AND B) SCHOOL LEVEL EXPENDITURES CENTRALLY RECORDED. FUNCTIONALLY DISTRIBUTED, THESE COSTS ARE AS REPORTED BELOW.

6100 PUPIL PERSONNEL	121032	6400 INSTR STAFF TRAINING	22750	7700 CENTRAL SERVICES	47356
6200 INSTRUCTIONAL MEDIA	4931	7300 SCHOOL ADMINISTRATION	340961	7900 OPERATION OF PLANT	347110
6300 INSTR & CURR DEVLPMNT	53745	7400 FACILITIES ACQ-CONSTR		8100 MAINTENANCE OF PLANT	146233
				8200 ADMIN. TECH. SERVICES	48495
				6500 INSTR. TECH. SERVICES	15420

FUND- 1
 SCHL- 0271 PRYOR MIDDLE SCHOOL

PROGRAM CATEGORY	NBR	DIRECT						TOTAL DIRECT	SCHOOL INDIRECT	SCHOOL COST	DISTRICT INDIRECT	TOTAL
		SALARIES	BENEFITS	PURCHASED SERVICES	MATERIAL SUPPLIES	OTHER EXPENSES	CAPITAL OUTLAY					
4-8 BASIC	102	1505523	371226	140272	52177	28139	7410	2104749	974098	3078848	141761	3220609
BASIC		1505523	371226	140272	52177	28139	7410	2104749	974098	3078848	141761	3220609
ESOL	130	30402	7333	2771	1030	555	146	42239	19243	61483	2800	64283
ESOL		30402	7333	2771	1030	555	146	42239	19243	61483	2800	64283
4-8 BASIC W/ESE 112		389467	100851	38107	14174	7644	2013	552259	264633	816892	38512	855404
ESE		389467	100851	38107	14174	7644	2013	552259	264633	816892	38512	855404
TOTAL FOR FEFP		1925393	479411	181151	67382	36339	9570	2699248	1257975	3957223	183073	4140297
FOOD SERVICE									411		6	
TRANSPORTATION									213503		3802	

THOSE COSTS REPORTED IN THE COLUMN TITLED -SCHOOL INDIRECT- ARE DERIVED FROM TWO SOURCES: A) EXPENDITURES RECORDED BY SCHOOL AND B) SCHOOL LEVEL EXPENDITURES CENTRALLY RECORDED. FUNCTIONALLY DISTRIBUTED, THESE COSTS ARE AS REPORTED BELOW.

6100 PUPIL PERSONNEL	146176	6400 INSTR STAFF TRAINING	19757	7700 CENTRAL SERVICES	30795
6200 INSTRUCTIONAL MEDIA	39324	7300 SCHOOL ADMINISTRATION	416753	7900 OPERATION OF PLANT	340418
6300 INSTR & CURR DEVLPMNT	70647	7400 FACILITIES ACQ-CONSTR		8100 MAINTENANCE OF PLANT	151440
				8200 ADMIN. TECH. SERVICES	31536
				6500 INSTR. TECH. SERVICES	11125

FUND- 1
 SCHL- 0281 WRIGHT ELEMENTARY

PROGRAM CATEGORY	NBR	PURCHASED					DIRECT		TOTAL DIRECT	SCHOOL INDIRECT	SCHOOL COST	DISTRICT INDIRECT	TOTAL
		SALARIES	BENEFITS	SERVICES	MATERIAL SUPPLIES	OTHER EXPENSES	CAPITAL OUTLAY						
K-3 BASIC	101	1073054	255037	68069	32152	14923	3043	1446281	448697	1894979	96210	1991189	
4-8 BASIC	102	417715	112652	30067	14201	6591	1344	582572	221565	804138	44967	849105	
BASIC		1490770	367690	98136	46354	21514	4388	2028854	670263	2699117	141177	2840295	
ESOL	130	202587	44186	11793	5570	2585	527	267249	79395	346645	16843	363488	
ESOL		202587	44186	11793	5570	2585	527	267249	79395	346645	16843	363488	
PK-3 BASIC W/ES	111	243820	54785	14622	6906	3205	653	323995	101851	425847	21244	447092	
4-8 BASIC W/ESE	112	229793	55597	14838	7009	3253	663	311155	109465	420620	22204	442825	
ESE LEVEL 4	254	8365	1876	500	236	109	22	11111	3708	14819	750	15570	
ESE LEVEL 5	255	44321	14707	3925	1854	860	175	65844	29063	94908	5885	100793	
ESE		526301	126967	33887	16006	7429	1515	712107	244088	956195	50085	1006281	
TOTAL FOR FEFP		2219658	538843	143817	67931	31529	6431	3008211	993746	4001958	208106	4210065	
FOOD SERVICE									311		6		
TRANSPORTATION									224286		4041		

THOSE COSTS REPORTED IN THE COLUMN TITLED -SCHOOL INDIRECT- ARE DERIVED FROM TWO SOURCES: A) EXPENDITURES RECORDED BY SCHOOL AND B) SCHOOL LEVEL EXPENDITURES CENTRALLY RECORDED. FUNCTIONALLY DISTRIBUTED, THESE COSTS ARE AS REPORTED BELOW.

6100 PUPIL PERSONNEL	79885	6400 INSTR STAFF TRAINING	13731	7700 CENTRAL SERVICES	36269
6200 INSTRUCTIONAL MEDIA	45981	7300 SCHOOL ADMINISTRATION	278324	7900 OPERATION OF PLANT	292033
6300 INSTR & CURR DEVLPMNT	63034	7400 FACILITIES ACQ-CONSTR	1330	8100 MAINTENANCE OF PLANT	133469
				8200 ADMIN. TECH. SERVICES	37142
				6500 INSTR. TECH. SERVICES	12544

FUND- 1
 SCHL- 0431 SHALIMAR ELEMENTARY

PROGRAM CATEGORY	NBR	PURCHASED					DIRECT		TOTAL DIRECT	SCHOOL INDIRECT	SCHOOL COST	DISTRICT INDIRECT	TOTAL
		SALARIES	BENEFITS	SERVICES	MATERIAL SUPPLIES	OTHER EXPENSES	CAPITAL OUTLAY						
K-3 BASIC	101	1116184	279988	71458	36197	15771	1845	1521445	498338	2019783	103569	2123353	
4-8 BASIC	102	395861	108146	27601	13981	6091	712	552395	214245	766640	42175	808816	
BASIC		1512045	388134	99059	50178	21863	2558	2073840	712583	2786424	145745	2932169	
ESOL	130	58533	15552	3969	2010	876	102	81044	28414	109458	5826	115285	
ESOL		58533	15552	3969	2010	876	102	81044	28414	109458	5826	115285	
PK-3 BASIC W/ES	111	324554	87714	22386	11339	4940	578	451514	165828	617343	33415	650759	
4-8 BASIC W/ESE	112	132912	41301	10541	5339	2326	272	192693	83026	275720	16227	291947	
ESE		457467	129016	32927	16679	7267	850	644208	248855	893064	49642	942706	
TOTAL FOR FEFP		2028046	532704	135957	68868	30007	3510	2799094	989853	3788947	201214	3990161	
FOOD SERVICE									199		6		
TRANSPORTATION									212861		3764		

THOSE COSTS REPORTED IN THE COLUMN TITLED -SCHOOL INDIRECT- ARE DERIVED FROM TWO SOURCES: A) EXPENDITURES RECORDED BY SCHOOL AND B) SCHOOL LEVEL EXPENDITURES CENTRALLY RECORDED. FUNCTIONALLY DISTRIBUTED, THESE COSTS ARE AS REPORTED BELOW.

6100 PUPIL PERSONNEL	98345	6400 INSTR STAFF TRAINING	9459	7700 CENTRAL SERVICES	35223
6200 INSTRUCTIONAL MEDIA	42742	7300 SCHOOL ADMINISTRATION	277500	7900 OPERATION OF PLANT	293332
6300 INSTR & CURR DEVLPMNT	47811	7400 FACILITIES ACQ-CONSTR		8100 MAINTENANCE OF PLANT	136739
				8200 ADMIN. TECH. SERVICES	36070
				6500 INSTR. TECH. SERVICES	12628

FUND- 1
 SCHL- 0541 ELLIOTT POINT ELEMENTARY

PROGRAM CATEGORY	NBR	PURCHASED					DIRECT		TOTAL DIRECT	SCHOOL INDIRECT	SCHOOL COST	DISTRICT INDIRECT	TOTAL
		SALARIES	BENEFITS	SERVICES	MATERIAL SUPPLIES	OTHER EXPENSES	CAPITAL OUTLAY						
K-3 BASIC	101	1154748	260143	98736	42875	23434	3898	1583836	572859	2156696	116844	2273540	
4-8 BASIC	102	377590	77858	29551	12832	7013	1166	506013	191418	697431	36968	734400	
BASIC		1532339	338002	128287	55707	30447	5065	2089850	764277	2854128	153812	3007941	
ESOL	130	87651	21699	8235	3576	1954	325	123442	47872	171314	9755	181069	
ESOL		87651	21699	8235	3576	1954	325	123442	47872	171314	9755	181069	
PK-3 BASIC W/ES	111	302900	67121	25475	11062	6046	1005	413611	156031	569643	30970	600614	
4-8 BASIC W/ESE	112	152379	32426	12307	5344	2920	485	205863	79830	285693	15407	301101	
ESE LEVEL 4	254	33591	5304	2013	874	477	79	42341	12970	55311	2511	57823	
ESE		488870	104852	39796	17281	9445	1571	661816	248832	910649	48889	959539	
TOTAL FOR FEFP		2108861	464553	176319	76565	41847	6961	2875109	1060982	3936091	212457	4148549	
FOOD SERVICE									1135		7		
TRANSPORTATION									233360		4159		

THOSE COSTS REPORTED IN THE COLUMN TITLED -SCHOOL INDIRECT- ARE DERIVED FROM TWO SOURCES: A) EXPENDITURES RECORDED BY SCHOOL AND B) SCHOOL LEVEL EXPENDITURES CENTRALLY RECORDED. FUNCTIONALLY DISTRIBUTED, THESE COSTS ARE AS REPORTED BELOW.

6100 PUPIL PERSONNEL	146262	6400 INSTR STAFF TRAINING	18568	7700 CENTRAL SERVICES	37217
6200 INSTRUCTIONAL MEDIA	32643	7300 SCHOOL ADMINISTRATION	280872	7900 OPERATION OF PLANT	318710
6300 INSTR & CURR DEVLPMNT	42911	7400 FACILITIES ACQ-CONSTR		8100 MAINTENANCE OF PLANT	132892
				8200 ADMIN. TECH. SERVICES	38113
				6500 INSTR. TECH. SERVICES	12790

FUND- 1
 SCHL- 0561 MARY ESTHER ELEMENTARY

PROGRAM CATEGORY	NBR	DIRECT					CAPITAL OUTLAY	TOTAL DIRECT	SCHOOL INDIRECT	SCHOOL COST	DISTRICT INDIRECT	TOTAL
		SALARIES	BENEFITS	PURCHASED SERVICES	MATERIAL SUPPLIES	OTHER EXPENSES						
K-3 BASIC	101	1155198	293983	89672	35793	21445	6301	1602394	513661	2116056	109945	2226002
4-8 BASIC	102	388442	93759	28598	11415	6839	2009	531065	183465	714531	37110	751641
BASIC		1543641	387742	118271	47208	28284	8311	2133460	697127	2830588	147055	2977644
ESOL	130	86118	20125	6138	2450	1468	431	116733	35327	152061	7543	159604
ESOL		86118	20125	6138	2450	1468	431	116733	35327	152061	7543	159604
PK-3 BASIC W/ES	111	315355	84347	25728	10269	6152	1808	443661	158209	601871	32672	634544
4-8 BASIC W/ESE	112	98910	29703	9060	3616	2166	636	144094	58307	202401	11775	214177
ESE LEVEL 4	254	21371	9130	2785	1111	666	195	35260	17996	53257	3627	56884
ESE		435637	123181	37573	14997	8985	2640	623016	234513	857530	48076	905606
TOTAL FOR FEFP		2065396	531050	161984	64656	38738	11383	2873210	966969	3840179	202675	4042855
FOOD SERVICE									883		6	
TRANSPORTATION									217935		3882	

THOSE COSTS REPORTED IN THE COLUMN TITLED -SCHOOL INDIRECT- ARE DERIVED FROM TWO SOURCES: A) EXPENDITURES RECORDED BY SCHOOL AND B) SCHOOL LEVEL EXPENDITURES CENTRALLY RECORDED. FUNCTIONALLY DISTRIBUTED, THESE COSTS ARE AS REPORTED BELOW.

6100 PUPIL PERSONNEL	73294	6400 INSTR STAFF TRAINING	13622	7700 CENTRAL SERVICES	35489
6200 INSTRUCTIONAL MEDIA	45183	7300 SCHOOL ADMINISTRATION	272447	7900 OPERATION OF PLANT	288209
6300 INSTR & CURR DEVLPMNT	63528	7400 FACILITIES ACQ-CONSTR		8100 MAINTENANCE OF PLANT	126507
				8200 ADMIN. TECH. SERVICES	36343
				6500 INSTR. TECH. SERVICES	12342

FUND- 1
 SCHL- 0571 PLEW ELEMENTARY

PROGRAM CATEGORY	NBR	PURCHASED					DIRECT		TOTAL DIRECT	SCHOOL INDIRECT	SCHOOL COST	DISTRICT INDIRECT	TOTAL
		SALARIES	BENEFITS	SERVICES	MATERIAL SUPPLIES	OTHER EXPENSES	CAPITAL OUTLAY						
K-3 BASIC	101	1259059	289943	71504	42221	15018	24698	1702445	492605	2195050	111171	2306222	
4-8 BASIC	102	625254	136580	33682	19888	7074	11634	834115	261035	1095151	55338	1150490	
BASIC		1884314	426523	105187	62110	22092	36332	2536560	753641	3290201	166510	3456712	
ESOL	130	8614	2292	565	333	118	195	12120	4136	16257	903	17160	
ESOL		8614	2292	565	333	118	195	12120	4136	16257	903	17160	
PK-3 BASIC W/ES	111	333544	78693	19407	11459	4076	6703	453884	141670	595554	30989	626544	
4-8 BASIC W/ESE	112	209912	45975	11338	6694	2381	3916	280218	86685	366903	18506	385410	
ESE LEVEL 5	255	2561	1096	270	159	56	93	4238	2117	6355	446	6801	
ESE		546018	125765	31015	18314	6514	10713	738340	230472	968813	49943	1018756	
TOTAL FOR FEFP		2438946	554581	136768	80758	28725	47241	3287021	988250	4275272	217357	4492629	
FOOD SERVICE									730		7		
TRANSPORTATION									259498		4603		

THOSE COSTS REPORTED IN THE COLUMN TITLED -SCHOOL INDIRECT- ARE DERIVED FROM TWO SOURCES: A) EXPENDITURES RECORDED BY SCHOOL AND B) SCHOOL LEVEL EXPENDITURES CENTRALLY RECORDED. FUNCTIONALLY DISTRIBUTED, THESE COSTS ARE AS REPORTED BELOW.

6100 PUPIL PERSONNEL	99669	6400 INSTR STAFF TRAINING	17558	7700 CENTRAL SERVICES	37986
6200 INSTRUCTIONAL MEDIA	55883	7300 SCHOOL ADMINISTRATION	223185	7900 OPERATION OF PLANT	313415
6300 INSTR & CURR DEVLPMNT	45149	7400 FACILITIES ACQ-CONSTR		8100 MAINTENANCE OF PLANT	141863
				8200 ADMIN. TECH. SERVICES	38900
				6500 INSTR. TECH. SERVICES	14638

FUND- 1
 SCHL- 0581 CHOCTAWHATCHEE HIGH

PROGRAM CATEGORY	NBR	PURCHASED					DIRECT		TOTAL DIRECT	SCHOOL INDIRECT	SCHOOL COST	DISTRICT INDIRECT	TOTAL
		SALARIES	BENEFITS	SERVICES	MATERIAL SUPPLIES	OTHER EXPENSES	CAPITAL OUTLAY						
9-12 BASIC	103	3880871	945063	353348	205668	90524	26948	5502423	2068326	7570749	361039	7931789	
BASIC		3880871	945063	353348	205668	90524	26948	5502423	2068326	7570749	361039	7931789	
ESOL	130	54314	13877	5188	3020	1329	395	78126	30372	108498	5301	113800	
ESOL		54314	13877	5188	3020	1329	395	78126	30372	108498	5301	113800	
9-12 BASIC W/ES	113	901206	221315	82747	48163	21199	6310	1280943	484361	1765305	84548	1849853	
ESE LEVEL 4	254	6510	2018	754	439	193	57	9973	4417	14391	771	15162	
ESE LEVEL 5	255	22698	9110	3406	1982	872	259	38329	19938	58268	3480	61748	
ESE		930415	232444	86908	50585	22265	6628	1329246	508718	1837964	88799	1926764	
VOCATIONAL, 6-12	300	256725	60637	22671	13196	5808	1729	360768	132709	493477	23165	516642	
VOCATIONAL PGM		256725	60637	22671	13196	5808	1729	360768	132709	493477	23165	516642	
TOTAL FOR FEFP		5122326	1252022	468117	272469	119927	35701	7270565	2740125	10010691	478305	10488996	
FOOD SERVICE									2134		18		
TRANSPORTATION									628715		10864		

THOSE COSTS REPORTED IN THE COLUMN TITLED -SCHOOL INDIRECT- ARE DERIVED FROM TWO SOURCES: A) EXPENDITURES RECORDED BY SCHOOL AND B) SCHOOL LEVEL EXPENDITURES CENTRALLY RECORDED. FUNCTIONALLY DISTRIBUTED, THESE COSTS ARE AS REPORTED BELOW.

6100 PUPIL PERSONNEL	452190	6400 INSTR STAFF TRAINING	24294	7700 CENTRAL SERVICES	80457
6200 INSTRUCTIONAL MEDIA	66239	7300 SCHOOL ADMINISTRATION	630002	7900 OPERATION OF PLANT	882080
6300 INSTR & CURR DEVLPMNT	131452	7400 FACILITIES ACQ-CONSTR		8100 MAINTENANCE OF PLANT	367800
				8200 ADMIN. TECH. SERVICES	82393
				6500 INSTR. TECH. SERVICES	23214

FUND- 1
 SCHL- 0601 CRESTVIEW SENIOR HIGH

PROGRAM CATEGORY	NBR	DIRECT						TOTAL DIRECT	SCHOOL INDIRECT	SCHOOL COST	DISTRICT INDIRECT	TOTAL
		SALARIES	BENEFITS	PURCHASED SERVICES	MATERIAL SUPPLIES	OTHER EXPENSES	CAPITAL OUTLAY					
9-12 BASIC	103	4113158	974887	479487	189700	72285	21792	5851312	1989694	7841007	382068	8223075
BASIC		4113158	974887	479487	189700	72285	21792	5851312	1989694	7841007	382068	8223075
ESOL	130	27576	6200	3049	1206	459	138	38631	12655	51287	2430	53717
ESOL		27576	6200	3049	1206	459	138	38631	12655	51287	2430	53717
9-12 BASIC W/ES	113	895735	217067	106762	42238	16095	4852	1282751	443023	1725774	85070	1810845
ESE LEVEL 4	254	9148	2381	1171	463	176	53	13395	4861	18256	933	19190
ESE LEVEL 5	255	19235	5747	2826	1118	426	128	29483	11730	41214	2252	43467
ESE		924120	225197	110760	43820	16697	5033	1325630	459615	1785246	88257	1873503
VOCATIONAL, 6-12	300	547191	121932	59971	23726	9040	2725	764587	248857	1013444	47786	1061231
VOCATIONAL PGM		547191	121932	59971	23726	9040	2725	764587	248857	1013444	47786	1061231
TOTAL FOR FEFP		5612046	1328217	653269	258454	98484	29690	7980162	2710823	10690985	520542	11211527
FOOD SERVICE											20	
TRANSPORTATION									668513		11987	

THOSE COSTS REPORTED IN THE COLUMN TITLED -SCHOOL INDIRECT- ARE DERIVED FROM TWO SOURCES: A) EXPENDITURES RECORDED BY SCHOOL AND B) SCHOOL LEVEL EXPENDITURES CENTRALLY RECORDED. FUNCTIONALLY DISTRIBUTED, THESE COSTS ARE AS REPORTED BELOW.

6100 PUPIL PERSONNEL	318384	6400 INSTR STAFF TRAINING	14880	7700 CENTRAL SERVICES	87562
6200 INSTRUCTIONAL MEDIA	6051	7300 SCHOOL ADMINISTRATION	708007	7900 OPERATION OF PLANT	937679
6300 INSTR & CURR DEVLPMNT	145106	7400 FACILITIES ACQ-CONSTR		8100 MAINTENANCE OF PLANT	378424
				8200 ADMIN. TECH. SERVICES	89669
				6500 INSTR. TECH. SERVICES	25056

FUND- 1
 SCHL- 0621 KENWOOD ELEMENTARY

PROGRAM CATEGORY	NBR	PURCHASED					DIRECT		TOTAL DIRECT	SCHOOL INDIRECT	SCHOOL COST	DISTRICT INDIRECT	TOTAL
		SALARIES	BENEFITS	SERVICES	MATERIAL SUPPLIES	OTHER EXPENSES	CAPITAL OUTLAY						
K-3 BASIC	101	1028248	275659	91486	44947	24285	7750	1472377	511712	1984090	109210	2093300	
4-8 BASIC	102	370642	87227	28949	14222	7684	2452	511178	181278	692457	36611	729068	
BASIC		1398890	362886	120435	59169	31970	10203	1983556	692991	2676547	145821	2822369	
ESOL	130	20522	5615	1863	915	494	157	29569	10654	40223	2248	42472	
ESOL		20522	5615	1863	915	494	157	29569	10654	40223	2248	42472	
PK-3 BASIC W/ES	111	428748	102494	34015	16711	9029	2881	593882	207770	801652	42463	844116	
4-8 BASIC W/ESE	112	175619	43776	14528	7137	3856	1230	246149	91277	337426	18405	355832	
ESE LEVEL 4	254	66802	14977	4970	2442	1319	421	90933	31208	122142	6295	128437	
ESE LEVEL 5	255	5420	2096	695	341	184	58	8798	4383	13181	882	14064	
ESE		676591	163344	54211	26633	14390	4592	939764	334639	1274403	68046	1342450	
TOTAL FOR FEFP		2096004	531846	176509	86719	46856	14954	2952890	1038284	3991175	216117	4207292	
FOOD SERVICE											6		
TRANSPORTATION									223363		4021		

THOSE COSTS REPORTED IN THE COLUMN TITLED -SCHOOL INDIRECT- ARE DERIVED FROM TWO SOURCES: A) EXPENDITURES RECORDED BY SCHOOL AND B) SCHOOL LEVEL EXPENDITURES CENTRALLY RECORDED. FUNCTIONALLY DISTRIBUTED, THESE COSTS ARE AS REPORTED BELOW.

6100 PUPIL PERSONNEL	128835	6400 INSTR STAFF TRAINING	13297	7700 CENTRAL SERVICES	37668
6200 INSTRUCTIONAL MEDIA	29840	7300 SCHOOL ADMINISTRATION	261054	7900 OPERATION OF PLANT	294777
6300 INSTR & CURR DEVLPMNT	67459	7400 FACILITIES ACQ-CONSTR		8100 MAINTENANCE OF PLANT	146657
				8200 ADMIN. TECH. SERVICES	38574
				6500 INSTR. TECH. SERVICES	20118

FUND- 1
 SCHL- 0631 FLOROSA ELEMENTARY SCHOOL

PROGRAM CATEGORY	NBR	DIRECT					CAPITAL OUTLAY	TOTAL DIRECT	SCHOOL INDIRECT	SCHOOL COST	DISTRICT INDIRECT	TOTAL
		SALARIES	BENEFITS	PURCHASED SERVICES	MATERIAL SUPPLIES	OTHER EXPENSES						
K-3 BASIC	101	1122860	267177	80762	39782	22665	2177	1535425	520593	2056019	105776	2161795
4-8 BASIC	102	381986	77550	23442	11547	6579	631	501737	167748	669486	32490	701976
BASIC		1504846	344728	104204	51329	29244	2808	2037162	688342	2725505	138267	2863772
ESOL	130	52235	11865	3586	1766	1006	96	70558	22899	93458	4673	98132
ESOL		52235	11865	3586	1766	1006	96	70558	22899	93458	4673	98132
PK-3 BASIC W/ES	111	411548	81566	24655	12145	6919	664	537500	170428	707928	33527	741456
4-8 BASIC W/ESE	112	111518	24395	7374	3632	2069	198	149188	52913	202102	10236	212339
ESE LEVEL 4	254	20901	4087	1235	608	346	33	27213	8909	36123	1719	37843
ESE LEVEL 5	255	1649	639	193	95	54	5	2636	1392	4028	268	4297
ESE		545617	110688	33458	16481	9390	901	716538	233644	950183	45752	995936
TOTAL FOR FEFP		2102699	467283	141250	69578	39641	3807	2824260	944887	3769147	188693	3957841
FOOD SERVICE									358		6	
TRANSPORTATION									200052		3598	

THOSE COSTS REPORTED IN THE COLUMN TITLED -SCHOOL INDIRECT- ARE DERIVED FROM TWO SOURCES: A) EXPENDITURES RECORDED BY SCHOOL AND B) SCHOOL LEVEL EXPENDITURES CENTRALLY RECORDED. FUNCTIONALLY DISTRIBUTED, THESE COSTS ARE AS REPORTED BELOW.

6100 PUPIL PERSONNEL	124165	6400 INSTR STAFF TRAINING	12896	7700 CENTRAL SERVICES	33069
6200 INSTRUCTIONAL MEDIA	24117	7300 SCHOOL ADMINISTRATION	269581	7900 OPERATION OF PLANT	247206
6300 INSTR & CURR DEVLPMNT	62531	7400 FACILITIES ACQ-CONSTR	4631	8100 MAINTENANCE OF PLANT	121106
				8200 ADMIN. TECH. SERVICES	33865
				6500 INSTR. TECH. SERVICES	11714

FUND- 1
 SCHL- 0641 FORT WALTON BEACH HIGH

PROGRAM CATEGORY	NBR	PURCHASED						TOTAL		SCHOOL INDIRECT	SCHOOL COST	DISTRICT INDIRECT	TOTAL
		SALARIES	BENEFITS	SERVICES	MATERIAL SUPPLIES	OTHER EXPENSES	CAPITAL OUTLAY	DIRECT	INDIRECT				
9-12 BASIC	103	4049429	993413	333657	228730	71681	29974	5706887	2154330	7861218	388694	8249912	
BASIC		4049429	993413	333657	228730	71681	29974	5706887	2154330	7861218	388694	8249912	
ESOL	130	40380	9867	3314	2271	712	297	56844	21398	78242	3860	82103	
ESOL		40380	9867	3314	2271	712	297	56844	21398	78242	3860	82103	
9-12 BASIC W/ES	113	637097	152135	51097	35028	10977	4590	890927	329923	1220851	59526	1280377	
ESE LEVEL 5	255	5579	2243	753	516	161	67	9321	4864	14186	877	15063	
ESE		642676	154378	51851	35545	11139	4658	900249	334788	1235037	60403	1295441	
VOCATIONAL,6-12	300	246921	64598	21696	14873	4661	1949	354701	140090	494791	25275	520067	
VOCATIONAL PGM		246921	64598	21696	14873	4661	1949	354701	140090	494791	25275	520067	
TOTAL FOR FEFP		4979408	1222259	410519	281421	88194	36879	7018682	2650607	9669290	478234	10147525	
FOOD SERVICE											19		
TRANSPORTATION									620105		11137		

THOSE COSTS REPORTED IN THE COLUMN TITLED -SCHOOL INDIRECT- ARE DERIVED FROM TWO SOURCES: A) EXPENDITURES RECORDED BY SCHOOL AND B) SCHOOL LEVEL EXPENDITURES CENTRALLY RECORDED. FUNCTIONALLY DISTRIBUTED, THESE COSTS ARE AS REPORTED BELOW.

6100 PUPIL PERSONNEL	300774	6400 INSTR STAFF TRAINING	26933	7700 CENTRAL SERVICES	80445
6200 INSTRUCTIONAL MEDIA	48001	7300 SCHOOL ADMINISTRATION	645380	7900 OPERATION OF PLANT	959596
6300 INSTR & CURR DEVLPMNT	135650	7400 FACILITIES ACQ-CONSTR		8100 MAINTENANCE OF PLANT	348232
				8200 ADMIN. TECH. SERVICES	82381
				6500 INSTR. TECH. SERVICES	23211

FUND- 1
 SCHL- 0651 BRUNER MIDDLE SCHOOL

PROGRAM CATEGORY	NBR	DIRECT					CAPITAL OUTLAY	TOTAL DIRECT	SCHOOL INDIRECT	SCHOOL COST	DISTRICT INDIRECT	TOTAL
		SALARIES	BENEFITS	PURCHASED SERVICES	MATERIAL SUPPLIES	OTHER EXPENSES						
4-8 BASIC	102	2044368	500319	154371	87288	39645	4808	2830802	1176157	4006959	186666	4193625
BASIC		2044368	500319	154371	87288	39645	4808	2830802	1176157	4006959	186666	4193625
ESOL	130	63607	14631	4514	2552	1159	140	86606	34396	121003	5458	126462
ESOL		63607	14631	4514	2552	1159	140	86606	34396	121003	5458	126462
4-8 BASIC W/ESE 112		571268	150151	46328	26196	11897	1443	807286	352978	1160264	56020	1216285
ESE		571268	150151	46328	26196	11897	1443	807286	352978	1160264	56020	1216285
TOTAL FOR FEFP		2679244	665103	205214	116037	52702	6392	3724695	1563532	5288227	248145	5536373
FOOD SERVICE									2145		9	
TRANSPORTATION									304085		5467	

THOSE COSTS REPORTED IN THE COLUMN TITLED -SCHOOL INDIRECT- ARE DERIVED FROM TWO SOURCES: A) EXPENDITURES RECORDED BY SCHOOL AND B) SCHOOL LEVEL EXPENDITURES CENTRALLY RECORDED. FUNCTIONALLY DISTRIBUTED, THESE COSTS ARE AS REPORTED BELOW.

6100 PUPIL PERSONNEL	267330	6400 INSTR STAFF TRAINING	10661	7700 CENTRAL SERVICES	41741
6200 INSTRUCTIONAL MEDIA	10313	7300 SCHOOL ADMINISTRATION	398828	7900 OPERATION OF PLANT	498320
6300 INSTR & CURR DEVLPMNT	97490	7400 FACILITIES ACQ-CONSTR		8100 MAINTENANCE OF PLANT	182135
				8200 ADMIN. TECH. SERVICES	42745
				6500 INSTR. TECH. SERVICES	13963

FUND- 1
 SCHL- 0671 LEWIS MIDDLE SCHOOL

PROGRAM CATEGORY	NBR	PURCHASED					DIRECT		TOTAL DIRECT	SCHOOL INDIRECT	SCHOOL COST	DISTRICT INDIRECT	TOTAL
		SALARIES	BENEFITS	SERVICES	MATERIAL SUPPLIES	OTHER EXPENSES	CAPITAL OUTLAY						
K-3 BASIC	101	536961	110116	28199	17565	5602	1872	700316	193134	893450	39328	932778	
4-8 BASIC	102	1422735	303564	77739	48422	15443	5162	1873068	599029	2472098	115066	2587164	
BASIC		1959696	413681	105938	65987	21046	7034	2573385	792163	3365548	154394	3519942	
ESOL	130	24493	5763	1475	919	293	98	33042	11207	44250	2167	46418	
ESOL		24493	5763	1475	919	293	98	33042	11207	44250	2167	46418	
PK-3 BASIC W/ES	111	269437	75256	19272	12004	3828	1279	381078	145862	526941	28262	555203	
4-8 BASIC W/ESE	112	571129	133155	34099	21240	6774	2264	768663	263118	1031781	50508	1082290	
ESE LEVEL 4	254	28819	7247	1855	1156	368	123	39570	13087	52658	2625	55284	
ESE		869386	215659	55227	34400	10971	3667	1189312	422068	1611380	81396	1692777	
TOTAL FOR FEFP		2853576	635103	162641	101307	32310	10800	3795740	1225439	5021179	237959	5259138	
FOOD SERVICE									1962		7		
TRANSPORTATION									229645		4120		

THOSE COSTS REPORTED IN THE COLUMN TITLED -SCHOOL INDIRECT- ARE DERIVED FROM TWO SOURCES: A) EXPENDITURES RECORDED BY SCHOOL AND B) SCHOOL LEVEL EXPENDITURES CENTRALLY RECORDED. FUNCTIONALLY DISTRIBUTED, THESE COSTS ARE AS REPORTED BELOW.

6100 PUPIL PERSONNEL	55846	6400 INSTR STAFF TRAINING	10064	7700 CENTRAL SERVICES	40533
6200 INSTRUCTIONAL MEDIA	28979	7300 SCHOOL ADMINISTRATION	390305	7900 OPERATION OF PLANT	401924
6300 INSTR & CURR DEVLPMNT	85531	7400 FACILITIES ACQ-CONSTR		8100 MAINTENANCE OF PLANT	157094
				8200 ADMIN. TECH. SERVICES	41509
				6500 INSTR. TECH. SERVICES	13650

FUND- 1
 SCHL- 0681 LONGWOOD ELEMENTARY SCHOOL

PROGRAM CATEGORY	NBR	DIRECT						TOTAL DIRECT	SCHOOL INDIRECT	SCHOOL COST	DISTRICT INDIRECT	TOTAL
		SALARIES	BENEFITS	PURCHASED SERVICES	MATERIAL SUPPLIES	OTHER EXPENSES	CAPITAL OUTLAY					
K-3 BASIC	101	1008305	217940	76648	40179	21754	11346	1376174	441658	1817833	96714	1914547
4-8 BASIC	102	319692	81141	28536	14959	8099	4224	456653	183866	640519	38104	678624
BASIC		1327997	299081	105185	55139	29854	15570	1832827	625525	2458352	134819	2593172
ESOL	130	195555	39989	14064	7372	3991	2081	263055	84308	347363	18098	365462
ESOL		195555	39989	14064	7372	3991	2081	263055	84308	347363	18098	365462
PK-3 BASIC W/ES	111	260695	60016	21107	11064	5990	3124	361999	131922	493921	27744	521666
4-8 BASIC W/ESE	112	75101	29830	10491	5499	2977	1552	125453	67999	193452	14052	207505
ESE LEVEL 4	254	11697	3475	1222	640	346	180	17564	7935	25500	1638	27139
ESE LEVEL 5	255	1001	312	109	57	31	16	1528	425	1954	116	2070
ESE		348496	93635	32930	17262	9346	4874	506546	208282	714829	43551	758380
TOTAL FOR FEFP		1872049	432705	152180	79774	43192	22526	2602429	918116	3520545	196469	3717015
FOOD SERVICE									396		6	
TRANSPORTATION									211426		3733	

THOSE COSTS REPORTED IN THE COLUMN TITLED -SCHOOL INDIRECT- ARE DERIVED FROM TWO SOURCES: A) EXPENDITURES RECORDED BY SCHOOL AND B) SCHOOL LEVEL EXPENDITURES CENTRALLY RECORDED. FUNCTIONALLY DISTRIBUTED, THESE COSTS ARE AS REPORTED BELOW.

6100 PUPIL PERSONNEL	51036	6400 INSTR STAFF TRAINING	21129	7700 CENTRAL SERVICES	34315
6200 INSTRUCTIONAL MEDIA	35827	7300 SCHOOL ADMINISTRATION	273139	7900 OPERATION OF PLANT	274882
6300 INSTR & CURR DEVLPMNT	63928	7400 FACILITIES ACQ-CONSTR		8100 MAINTENANCE OF PLANT	116680
				8200 ADMIN. TECH. SERVICES	35140
				6500 INSTR. TECH. SERVICES	12037

FUND- 1
 SCHL- 0701 CHOICE HIGH SCHOOL & TECH CNTR

PROGRAM CATEGORY	NBR	DIRECT						TOTAL DIRECT	SCHOOL INDIRECT	SCHOOL COST	DISTRICT INDIRECT	TOTAL
		SALARIES	BENEFITS	PURCHASED SERVICES	MATERIAL SUPPLIES	OTHER EXPENSES	CAPITAL OUTLAY					
4-8 BASIC	102	80179	11009	9214	3953	4205	665	109228	32782	142010	7843	149853
9-12 BASIC	103	409918	61740	51676	22172	23583	3733	572825	183842	756668	43986	800654
BASIC		490097	72750	60891	26126	27789	4399	682053	216625	898678	51829	950508
PK-3 BASIC W/ES	111	5187	676	566	242	258	40	6972	2014	8986	481	9468
4-8 BASIC W/ESE	112	68760	10354	8666	3718	3955	626	96080	30831	126912	7376	134289
9-12 BASIC W/ES	113	219406	32529	27227	11682	12425	1966	305238	96862	402100	23175	425275
ESE LEVEL 5	255	5117	1224	1025	439	467	74	8349	3647	11996	872	12869
ESE		298472	44785	37485	16083	17106	2708	416641	133354	549996	31906	581902
VOCATIONAL,6-12	300	227701	35399	29629	12712	13521	2140	321105	105407	426513	25219	451733
VOCATIONAL PGM		227701	35399	29629	12712	13521	2140	321105	105407	426513	25219	451733
AGRISCIENCE & N	351	57683	18589	6134	3026	3019	661	89115	54457	143573	5073	148646
BUSINESS EDUCAT	352	110612	37178	12269	6053	6038	1323	173476	108915	282392	10146	292539
HEALTH SCIENCE	354	369300	131892	43527	21474	21420	4694	592310	386379	978689	35995	1014685
INDUSTRIAL	355	543232	170168	56159	27706	27636	6056	830960	498508	1329468	46441	1375910
ADULT PGM		1080829	357829	118091	58261	58114	12736	1685862	1048261	2734124	97657	2831782
VOCATIONAL PREP	405											
ADULT HANDICAP												
TOTAL FOR FEFP		2097100	510764	246097	113184	116531	21984	3105663	1503648	4609312	206614	4815926
FOOD SERVICE											4	
TRANSPORTATION									135938		2427	

THOSE COSTS REPORTED IN THE COLUMN TITLED -SCHOOL INDIRECT- ARE DERIVED FROM TWO SOURCES: A) EXPENDITURES RECORDED BY SCHOOL AND B) SCHOOL LEVEL EXPENDITURES CENTRALLY RECORDED. FUNCTIONALLY DISTRIBUTED, THESE COSTS ARE AS REPORTED BELOW.

6100 PUPIL PERSONNEL	149817	6400 INSTR STAFF TRAINING	19276	7700 CENTRAL SERVICES	34755
6200 INSTRUCTIONAL MEDIA	1243	7300 SCHOOL ADMINISTRATION	514308	7900 OPERATION OF PLANT	444924
6300 INSTR & CURR DEVLPMNT	55034	7400 FACILITIES ACQ-CONSTR		8100 MAINTENANCE OF PLANT	211876
				8200 ADMIN. TECH. SERVICES	35591
				6500 INSTR. TECH. SERVICES	36820

FUND- 1
 SCHL- 0731 WALKER ELEMENTARY

PROGRAM CATEGORY	NBR	PURCHASED					DIRECT		TOTAL DIRECT	SCHOOL INDIRECT	SCHOOL COST	DISTRICT INDIRECT	TOTAL
		SALARIES	BENEFITS	SERVICES	MATERIAL SUPPLIES	OTHER EXPENSES	CAPITAL OUTLAY						
K-3 BASIC	101	1310703	318534	91190	53720	27344	8493	1809987	535761	2345749	118810	2464559	
4-8 BASIC	102	529340	131920	37766	22248	11324	3517	736118	253745	989863	52131	1041995	
BASIC		1840043	450455	128956	75969	38669	12011	2546105	789507	3335613	170941	3506554	
ESOL	130	9061	2345	671	395	201	62	12738	4042	16781	883	17664	
ESOL		9061	2345	671	395	201	62	12738	4042	16781	883	17664	
PK-3 BASIC W/ES	111	325613	81610	23363	13763	7005	2176	453533	145599	599132	31205	630338	
4-8 BASIC W/ESE	112	153805	43208	12369	7287	3709	1152	221532	83141	304674	17077	321751	
ESE LEVEL 4	254	7315	1512	432	255	129	40	9686	2919	12605	598	13204	
ESE		486734	126332	36166	21305	10844	3368	684752	231660	916412	48881	965294	
TOTAL FOR FEFP		2335839	579132	165794	97670	49715	15442	3243595	1025210	4268806	220706	4489513	
FOOD SERVICE									905		8		
TRANSPORTATION									264270		4675		

THOSE COSTS REPORTED IN THE COLUMN TITLED -SCHOOL INDIRECT- ARE DERIVED FROM TWO SOURCES: A) EXPENDITURES RECORDED BY SCHOOL AND B) SCHOOL LEVEL EXPENDITURES CENTRALLY RECORDED. FUNCTIONALLY DISTRIBUTED, THESE COSTS ARE AS REPORTED BELOW.

6100 PUPIL PERSONNEL	79191	6400 INSTR STAFF TRAINING	17615	7700 CENTRAL SERVICES	38559
6200 INSTRUCTIONAL MEDIA	2885	7300 SCHOOL ADMINISTRATION	269448	7900 OPERATION OF PLANT	371545
6300 INSTR & CURR DEVLPMNT	48566	7400 FACILITIES ACQ-CONSTR		8100 MAINTENANCE OF PLANT	144773
				8200 ADMIN. TECH. SERVICES	39486
				6500 INSTR. TECH. SERVICES	13138

FUND- 1
 SCHL- 0741 BLUEWATER ELEMENTARY

PROGRAM CATEGORY	NBR	PURCHASED					DIRECT		TOTAL DIRECT	SCHOOL INDIRECT	SCHOOL COST	DISTRICT INDIRECT	TOTAL
		SALARIES	BENEFITS	SERVICES	MATERIAL SUPPLIES	OTHER EXPENSES	CAPITAL OUTLAY						
K-3 BASIC	101	1296456	354498	87722	72674	31736	30405	1873494	644330	2517824	131904	2649729	
4-8 BASIC	102	459544	109558	27110	22460	9808	9397	637879	223640	861519	43096	904616	
BASIC		1756001	464056	114833	95134	41544	39803	2511373	867970	3379344	175001	3554345	
ESOL	130	19812	6009	1487	1231	537	515	29594	12011	41606	2339	43945	
ESOL		19812	6009	1487	1231	537	515	29594	12011	41606	2339	43945	
PK-3 BASIC W/ES	111	417831	114643	28369	23502	10263	9833	604443	217947	822390	43568	865959	
4-8 BASIC W/ESE	112	274667	64974	16078	13320	5816	5573	380430	132824	513255	25577	538832	
ESE		692499	179618	44447	36822	16080	15406	984874	350771	1335646	69145	1404791	
TOTAL FOR FEFP		2468312	649684	160768	133189	58162	55724	3525841	1230754	4756596	246486	5003083	
FOOD SERVICE									1223		9		
TRANSPORTATION									305379		5349		

THOSE COSTS REPORTED IN THE COLUMN TITLED -SCHOOL INDIRECT- ARE DERIVED FROM TWO SOURCES: A) EXPENDITURES RECORDED BY SCHOOL AND B) SCHOOL LEVEL EXPENDITURES CENTRALLY RECORDED. FUNCTIONALLY DISTRIBUTED, THESE COSTS ARE AS REPORTED BELOW.

6100 PUPIL PERSONNEL	131353	6400 INSTR STAFF TRAINING	19038	7700 CENTRAL SERVICES	43178
6200 INSTRUCTIONAL MEDIA	20075	7300 SCHOOL ADMINISTRATION	341281	7900 OPERATION OF PLANT	406936
6300 INSTR & CURR DEVLPMNT	59231	7400 FACILITIES ACQ-CONSTR		8100 MAINTENANCE OF PLANT	144338
				8200 ADMIN. TECH. SERVICES	44217
				6500 INSTR. TECH. SERVICES	21103

FUND- 1
 SCHL- 0751 ANTIOCH ELEMENTARY

PROGRAM CATEGORY	NBR	PURCHASED					DIRECT		TOTAL DIRECT	SCHOOL INDIRECT	SCHOOL COST	DISTRICT INDIRECT	TOTAL
		SALARIES	BENEFITS	SERVICES	MATERIAL SUPPLIES	OTHER EXPENSES	CAPITAL OUTLAY						
K-3 BASIC	101	1609538	384328	111351	53019	24015	2345	2184598	744943	2929541	142647	3072188	
4-8 BASIC	102	542244	129131	37412	17814	8068	788	735459	281403	1016863	50720	1067583	
BASIC		2151782	513459	148763	70833	32084	3133	2920057	1026346	3946404	193367	4139772	
ESOL	130	11735	2472	716	341	154	15	15434	4772	20207	915	21123	
ESOL		11735	2472	716	341	154	15	15434	4772	20207	915	21123	
PK-3 BASIC W/ES	111	206641	47696	13819	6579	2980	291	278008	94511	372520	17887	390408	
4-8 BASIC W/ESE	112	202978	44477	12886	6135	2779	271	269528	97193	366721	17493	384215	
ESE		409620	92173	26705	12715	5759	562	547537	191704	739241	35381	774623	
TOTAL FOR FEFP		2573137	608106	176185	83890	37998	3711	3483029	1222824	4705853	229665	4935519	
FOOD SERVICE									2463		8		
TRANSPORTATION									288961		5206		

THOSE COSTS REPORTED IN THE COLUMN TITLED -SCHOOL INDIRECT- ARE DERIVED FROM TWO SOURCES: A) EXPENDITURES RECORDED BY SCHOOL AND B) SCHOOL LEVEL EXPENDITURES CENTRALLY RECORDED. FUNCTIONALLY DISTRIBUTED, THESE COSTS ARE AS REPORTED BELOW.

6100 PUPIL PERSONNEL	163488	6400 INSTR STAFF TRAINING	13325	7700 CENTRAL SERVICES	40301
6200 INSTRUCTIONAL MEDIA	38599	7300 SCHOOL ADMINISTRATION	312514	7900 OPERATION OF PLANT	398738
6300 INSTR & CURR DEVLPMNT	58748	7400 FACILITIES ACQ-CONSTR	499	8100 MAINTENANCE OF PLANT	141745
				8200 ADMIN. TECH. SERVICES	41271
				6500 INSTR. TECH. SERVICES	13590

FUND- 1
 SCHL- 0761 DAVIDSON MIDDLE SCHOOL

PROGRAM CATEGORY	NBR	DIRECT						TOTAL DIRECT	SCHOOL INDIRECT	SCHOOL COST	DISTRICT INDIRECT	TOTAL
		SALARIES	BENEFITS	PURCHASED SERVICES	MATERIAL SUPPLIES	OTHER EXPENSES	CAPITAL OUTLAY					
4-8 BASIC	102	2173145	543759	182202	89762	65657	22531	3077059	1277498	4354557	202383	4556941
BASIC		2173145	543759	182202	89762	65657	22531	3077059	1277498	4354557	202383	4556941
4-8 BASIC W/ESE	112	576837	138860	46529	22922	16767	5753	807670	326235	1133906	51682	1185589
ESE LEVEL 4	254	8147	2126	712	351	256	88	11682	4995	16678	791	17469
ESE LEVEL 5	255	6322	2508	840	414	302	103	10492	5892	16384	933	17318
ESE		591307	143494	48082	23687	17326	5945	829844	337124	1166969	53407	1220376
TOTAL FOR FEFP		2764453	687254	230284	113450	82984	28477	3906903	1614622	5521526	255791	5777317
FOOD SERVICE									1344		10	
TRANSPORTATION									341134		5892	

THOSE COSTS REPORTED IN THE COLUMN TITLED -SCHOOL INDIRECT- ARE DERIVED FROM TWO SOURCES: A) EXPENDITURES RECORDED BY SCHOOL AND B) SCHOOL LEVEL EXPENDITURES CENTRALLY RECORDED. FUNCTIONALLY DISTRIBUTED, THESE COSTS ARE AS REPORTED BELOW.

6100 PUPIL PERSONNEL	204003	6400 INSTR STAFF TRAINING	9838	7700 CENTRAL SERVICES	43027
6200 INSTRUCTIONAL MEDIA	51253	7300 SCHOOL ADMINISTRATION	431354	7900 OPERATION OF PLANT	505436
6300 INSTR & CURR DEVLPMNT	134623	7400 FACILITIES ACQ-CONSTR		8100 MAINTENANCE OF PLANT	176621
				8200 ADMIN. TECH. SERVICES	44062
				6500 INSTR. TECH. SERVICES	14400

FUND- 1
 SCHL- 0771 DESTIN MIDDLE SCHOOL

PROGRAM CATEGORY	NBR	DIRECT						TOTAL DIRECT	SCHOOL INDIRECT	SCHOOL COST	DISTRICT INDIRECT	TOTAL
		SALARIES	BENEFITS	PURCHASED SERVICES	MATERIAL SUPPLIES	OTHER EXPENSES	CAPITAL OUTLAY					
4-8 BASIC	102	1586872	373021	157342	78303	19622	32292	2247454	920928	3168382	153977	3322360
BASIC		1586872	373021	157342	78303	19622	32292	2247454	920928	3168382	153977	3322360
ESOL	130	19198	4596	1938	964	241	397	27339	11348	38687	1897	40585
ESOL		19198	4596	1938	964	241	397	27339	11348	38687	1897	40585
4-8 BASIC W/ESE	112	253704	62153	26216	13047	3269	5380	363772	153447	517220	25656	542876
ESE LEVEL 5	255	4007	1376	580	288	72	119	6445	3398	9843	568	10411
ESE		257712	63530	26797	13336	3341	5499	370218	156845	527064	26224	553288
TOTAL FOR FEFP		1863783	441148	186078	92604	23206	38190	2645011	1089122	3734133	182099	3916233
FOOD SERVICE									1391		6	
TRANSPORTATION									228093		4025	

THOSE COSTS REPORTED IN THE COLUMN TITLED -SCHOOL INDIRECT- ARE DERIVED FROM TWO SOURCES: A) EXPENDITURES RECORDED BY SCHOOL AND B) SCHOOL LEVEL EXPENDITURES CENTRALLY RECORDED. FUNCTIONALLY DISTRIBUTED, THESE COSTS ARE AS REPORTED BELOW.

6100 PUPIL PERSONNEL	132108	6400 INSTR STAFF TRAINING	8200	7700 CENTRAL SERVICES	30631
6200 INSTRUCTIONAL MEDIA	15037	7300 SCHOOL ADMINISTRATION	373547	7900 OPERATION OF PLANT	290680
6300 INSTR & CURR DEVLPMNT	68766	7400 FACILITIES ACQ-CONSTR		8100 MAINTENANCE OF PLANT	127698
				8200 ADMIN. TECH. SERVICES	31368
				6500 INSTR. TECH. SERVICES	11082

FUND- 1
 SCHL- 0791 ECCI - NORTH

PROGRAM CATEGORY	NBR	DIRECT							TOTAL DIRECT	SCHOOL INDIRECT	SCHOOL COST	DISTRICT INDIRECT	TOTAL
		SALARIES	BENEFITS	PURCHASED SERVICES	MATERIAL SUPPLIES	OTHER EXPENSES	CAPITAL OUTLAY						
4-8 BASIC	102	142859	38826	744	10551	3760	957	197699	71139	268839	13931	282770	
9-12 BASIC	103	52460	17221	330	4680	1667	424	76784	31554	108339	6179	114518	
BASIC		195319	56048	1074	15232	5428	1381	274484	102694	377178	20110	397289	
4-8 BASIC W/ESE	112	35974	10689	204	2905	1035	263	51072	19585	70657	3835	74493	
9-12 BASIC W/ES	113	22867	6716	128	1825	650	165	32353	12305	44659	2409	47069	
ESE LEVEL 5	255	3887	1442	27	391	139	35	5924	2642	8567	517	9084	
ESE		62729	18847	361	5122	1825	464	89350	34533	123884	6762	130647	
VOCATIONAL,6-12	300	28817	5684	108	1544	550	140	36845	10414	47259	2039	49299	
VOCATIONAL PGM		28817	5684	108	1544	550	140	36845	10414	47259	2039	49299	
TOTAL FOR FEFP		286866	80580	1544	21898	7804	1986	400680	147641	548322	28913	577235	
FOOD SERVICE											1		
TRANSPORTATION									35114		632		

THOSE COSTS REPORTED IN THE COLUMN TITLED -SCHOOL INDIRECT- ARE DERIVED FROM TWO SOURCES: A) EXPENDITURES RECORDED BY SCHOOL AND B) SCHOOL LEVEL EXPENDITURES CENTRALLY RECORDED. FUNCTIONALLY DISTRIBUTED, THESE COSTS ARE AS REPORTED BELOW.

6100 PUPIL PERSONNEL	6319	6400 INSTR STAFF TRAINING	4465	7700 CENTRAL SERVICES	4863
6200 INSTRUCTIONAL MEDIA	54	7300 SCHOOL ADMINISTRATION	64639	7900 OPERATION OF PLANT	41888
6300 INSTR & CURR DEVLPMNT	3795	7400 FACILITIES ACQ-CONSTR		8100 MAINTENANCE OF PLANT	15372
				8200 ADMIN. TECH. SERVICES	4980
				6500 INSTR. TECH. SERVICES	1261

FUND- 1
 SCHL- 0801 RICHBOURG SCHOOL

----- PROGRAM -----		----- DIRECT -----							SCHOOL		DISTRICT		TOTAL
CATEGORY	NBR	SALARIES	BENEFITS	PURCHASED SERVICES	MATERIAL SUPPLIES	OTHER EXPENSES	CAPITAL OUTLAY	TOTAL DIRECT	INDIRECT	SCHOOL COST	INDIRECT	TOTAL	
PK-3 BASIC W/ES	111	13714	3538	1696	1015	402	259	20627	7912	28540	1537	30077	
9-12 BASIC W/ES	113	5633	1086	520	311	123	79	7754	2428	10183	471	10655	
ESE LEVEL 4	254	295786	65214	31260	18721	7412	4784	423180	145827	569007	28329	597337	
ESE LEVEL 5	255	206258	48326	23165	13873	5492	3545	300662	108064	408727	20993	429720	
ESE		521393	118166	56643	33922	13430	8669	752225	264233	1016458	51332	1067791	
TOTAL FOR FEFP		521393	118166	56643	33922	13430	8669	752225	264233	1016458	51332	1067791	
FOOD SERVICE													
TRANSPORTATION									17745		319		

THOSE COSTS REPORTED IN THE COLUMN TITLED -SCHOOL INDIRECT- ARE DERIVED FROM TWO SOURCES: A) EXPENDITURES RECORDED BY SCHOOL AND B) SCHOOL LEVEL EXPENDITURES CENTRALLY RECORDED. FUNCTIONALLY DISTRIBUTED, THESE COSTS ARE AS REPORTED BELOW.

6100 PUPIL PERSONNEL	61097	6400 INSTR STAFF TRAINING	4057	7700 CENTRAL SERVICES	8634
6200 INSTRUCTIONAL MEDIA	97	7300 SCHOOL ADMINISTRATION	66394	7900 OPERATION OF PLANT	52172
6300 INSTR & CURR DEVLPMNT	7142	7400 FACILITIES ACQ-CONSTR		8100 MAINTENANCE OF PLANT	50416
				8200 ADMIN. TECH. SERVICES	8842
				6500 INSTR. TECH. SERVICES	5377

FUND- 1
 SCHL- 0811 SOUTHSIDE CENTER

----- PROGRAM -----		----- DIRECT -----							TOTAL	SCHOOL	SCHOOL	DISTRICT	TOTAL
CATEGORY	NBR	SALARIES	BENEFITS	PURCHASED SERVICES	MATERIAL SUPPLIES	OTHER EXPENSES	CAPITAL OUTLAY	DIRECT	INDIRECT	COST	INDIRECT		
PK-3 BASIC W/ES	111	356551	86284	43013	9929	9840	3811	509431	343003	852434	47365	899800	
ESE LEVEL 4	254	7781	1340	668	154	152	59	10155	5327	15482	735	16218	
ESE		364332	87624	43681	10083	9993	3871	519586	348330	867917	48100	916018	
TOTAL FOR FEFP		364332	87624	43681	10083	9993	3871	519586	348330	867917	48100	916018	
FOOD SERVICE													
TRANSPORTATION									30020		539		

THOSE COSTS REPORTED IN THE COLUMN TITLED -SCHOOL INDIRECT- ARE DERIVED FROM TWO SOURCES: A) EXPENDITURES RECORDED BY SCHOOL AND B) SCHOOL LEVEL EXPENDITURES CENTRALLY RECORDED. FUNCTIONALLY DISTRIBUTED, THESE COSTS ARE AS REPORTED BELOW.

6100 PUPIL PERSONNEL	48099	6400 INSTR STAFF TRAINING	13747	7700 CENTRAL SERVICES	8091
6200 INSTRUCTIONAL MEDIA	180	7300 SCHOOL ADMINISTRATION	53620	7900 OPERATION OF PLANT	156247
6300 INSTR & CURR DEVLPMNT	6314	7400 FACILITIES ACQ-CONSTR		8100 MAINTENANCE OF PLANT	51645
				8200 ADMIN. TECH. SERVICES	8285
				6500 INSTR. TECH. SERVICES	2098

FUND- 1
 SCHL- 7001 K-12 FL VIRTUAL INSTRUCTION

PROGRAM CATEGORY	NBR	DIRECT						TOTAL DIRECT	SCHOOL INDIRECT	SCHOOL COST	DISTRICT INDIRECT	TOTAL
		SALARIES	BENEFITS	PURCHASED SERVICES	MATERIAL SUPPLIES	OTHER EXPENSES	CAPITAL OUTLAY					
K-3 BASIC	101	463	327	34128	32	16	4	34972	4235	39208	2983	42191
4-8 BASIC	102	269	190	19850	18	9	2	20341	2463	22804	1735	24539
BASIC		733	517	53978	51	25	7	55314	6698	62012	4718	66730
PK-3 BASIC W/ES 111		18	12	1334	1			1367	165	1533	116	1650
4-8 BASIC W/ESE 112		36	25	2669	2	1		2735	331	3067	233	3300
ESE		54	38	4004	3	1		4103	496	4600	349	4950
TOTAL FOR FEFP		787	556	57983	54	27	8	59418	7195	66613	5068	71681
FOOD SERVICE												
TRANSPORTATION											123	

THOSE COSTS REPORTED IN THE COLUMN TITLED -SCHOOL INDIRECT- ARE DERIVED FROM TWO SOURCES: A) EXPENDITURES RECORDED BY SCHOOL AND B) SCHOOL LEVEL EXPENDITURES CENTRALLY RECORDED. FUNCTIONALLY DISTRIBUTED, THESE COSTS ARE AS REPORTED BELOW.

6100 PUPIL PERSONNEL	366	6400 INSTR STAFF TRAINING	85	7700 CENTRAL SERVICES	852
6200 INSTRUCTIONAL MEDIA	9	7300 SCHOOL ADMINISTRATION	236	7900 OPERATION OF PLANT	1225
6300 INSTR & CURR DEVLPMNT	665	7400 FACILITIES ACQ-CONSTR		8100 MAINTENANCE OF PLANT	2660
				8200 ADMIN. TECH. SERVICES	873
				6500 INSTR. TECH. SERVICES	221

FUND- 1
 SCHL- 7004 OKALOOSA ON-LINE

PROGRAM CATEGORY	NBR	DIRECT						TOTAL DIRECT	SCHOOL INDIRECT	SCHOOL COST	DISTRICT INDIRECT	TOTAL
		SALARIES	BENEFITS	PURCHASED SERVICES	MATERIAL SUPPLIES	OTHER EXPENSES	CAPITAL OUTLAY					
4-8 BASIC	102	32522	9347	23	359	11	3	42267	57276	99544	2125	101669
9-12 BASIC	103	39274	11288	27	434	14	4	51044	69169	120213	2567	122780
BASIC		71797	20635	50	794	25	7	93311	126445	219757	4692	224449
4-8 BASIC W/ESE 112		4657	1338	3	51	1		6052	8201	14254	304	14558
9-12 BASIC W/ES 113		1164	334		12			1513	2050	3563	76	3639
ESE		5821	1673	4	64	2		7565	10252	17818	380	18198
TOTAL FOR FEFP		77618	22308	55	858	27	8	100877	136697	237575	5073	242648
FOOD SERVICE												
TRANSPORTATION											324	

THOSE COSTS REPORTED IN THE COLUMN TITLED -SCHOOL INDIRECT- ARE DERIVED FROM TWO SOURCES: A) EXPENDITURES RECORDED BY SCHOOL AND B) SCHOOL LEVEL EXPENDITURES CENTRALLY RECORDED. FUNCTIONALLY DISTRIBUTED, THESE COSTS ARE AS REPORTED BELOW.

6100 PUPIL PERSONNEL	367	6400 INSTR STAFF TRAINING	85	7700 CENTRAL SERVICES	853
6200 INSTRUCTIONAL MEDIA	9	7300 SCHOOL ADMINISTRATION	129627	7900 OPERATION OF PLANT	1330
6300 INSTR & CURR DEVLPMNT	665	7400 FACILITIES ACQ-CONSTR		8100 MAINTENANCE OF PLANT	2662
				8200 ADMIN. TECH. SERVICES	873
				6500 INSTR. TECH. SERVICES	221

FUND- 1

SCHL- 9800 OKALOOSA ACADEMY

** CHARTER SCHOOL **

PROGRAM		PURCHASED		DIRECT		OTHER		CAPITAL		TOTAL	SCHOOL	SCHOOL	DISTRICT	TOTAL
CATEGORY	NBR	SALARIES	BENEFITS	SERVICES	MATERIAL SUPPLIES	EXPENSES	OUTLAY	DIRECT	INDIRECT	COST	INDIRECT			
Ctrl	Function	Amount	Function	Amount	Function	Amount	Function	Amount						
4000	6100		6200		6300	20000	6400							
4001	7100	12636	7200		7300	271120	7400	168185						
4002	7500	144400	7600	138249	7700	132888	7800	201744						
4003	7900	131205	8100		8200		6500							
K-3 BASIC	101			4087				4087	2853	6940				6940
4-8 BASIC	102	125083	24681	9732	4320	6030		169846	152615	322461				322461
9-12 BASIC	103	354402	69930	27574	12240	17086		481232	472223	953455				953455
BASIC		479485	94611	41393	16560	23116		655165	627691	1282856				1282856
ESOL	130	4170	823	324	144	201		5662	8387	14049				14049
ESOL		4170	823	324	144	201		5662	8387	14049				14049
4-8 BASIC W/ESE	112	52118	10284	4055	1800	2513		70770	71316	142086				142086
9-12 BASIC W/ES	113	131337	25915	10219	4536	6332		178339	173040	351379				351379
ESE		183455	36199	14274	6336	8845		249109	244356	493465				493465
TOTAL FOR FEFP		667110	131633	55991	23040	32162		909936	880434	1790370				1790370

FOOD SERVICE
 TRANSPORTATION

THOSE COSTS REPORTED IN THE COLUMN TITLED -SCHOOL INDIRECT- ARE DERIVED FROM TWO SOURCES: A) EXPENDITURES RECORDED BY SCHOOL AND B) SCHOOL LEVEL EXPENDITURES CENTRALLY RECORDED. FUNCTIONALLY DISTRIBUTED, THESE COSTS ARE AS REPORTED BELOW.

6100 PUPIL PERSONNEL		6400 INSTR STAFF TRAINING		7700 CENTRAL SERVICES	132888
6200 INSTRUCTIONAL MEDIA		7300 SCHOOL ADMINISTRATION	271120	7900 OPERATION OF PLANT	131205
6300 INSTR & CURR DEVLPMNT	20000	7400 FACILITIES ACQ-CONSTR	168185	8100 MAINTENANCE OF PLANT	
				8200 ADMIN. TECH. SERVICES	
				6500 INSTR. TECH. SERVICES	

FUND- 1

SCHL- 9805 OWC CHARTER HIGH SCHOOL

** CHARTER SCHOOL **

PROGRAM	NBR	PURCHASED				DIRECT		TOTAL	SCHOOL	SCHOOL	DISTRICT	TOTAL
		SALARIES	BENEFITS	SERVICES	SUPPLIES	MATERIAL	OTHER					
Ctrl Function		Amount	Function	Amount	Function	Amount	Function	Amount				
4000	6100		6200		6300		6400					
4001	7100		7200		7300	462458	7400					
4002	7500		7600		7700		7800					
4003	7900		8100		8200		6500					
9-12 BASIC	103	589103	106135	236381	119061		2687	1053367	436653	1490020		1490020
BASIC		589103	106135	236381	119061		2687	1053367	436653	1490020		1490020
ESOL	130	250	45	100	50		1	446	185	631		631
ESOL		250	45	100	50		1	446	185	631		631
9-12 BASIC W/ES	113	34565	6227	13869	6986		158	61805	25620	87425		87425
ESE		34565	6227	13869	6986		158	61805	25620	87425		87425
TOTAL FOR FEFP		623918	112407	250350	126097		2846	1115618	462458	1578076		1578076

FOOD SERVICE
 TRANSPORTATION

THOSE COSTS REPORTED IN THE COLUMN TITLED -SCHOOL INDIRECT- ARE DERIVED FROM TWO SOURCES: A) EXPENDITURES RECORDED BY SCHOOL AND B) SCHOOL LEVEL EXPENDITURES CENTRALLY RECORDED. FUNCTIONALLY DISTRIBUTED, THESE COSTS ARE AS REPORTED BELOW.

6100 PUPIL PERSONNEL	6400 INSTR STAFF TRAINING	7700 CENTRAL SERVICES
6200 INSTRUCTIONAL MEDIA	7300 SCHOOL ADMINISTRATION	7900 OPERATION OF PLANT
6300 INSTR & CURR DEVLPMNT	7400 FACILITIES ACQ-CONSTR	8100 MAINTENANCE OF PLANT
		8200 ADMIN. TECH. SERVICES
		6500 INSTR. TECH. SERVICES

FUND- 1

SCHL- 9807 LIZA JACKSON PREP SCHOOL

** CHARTER SCHOOL **

PROGRAM CATEGORY	NBR	PURCHASED		DIRECT MATERIAL		OTHER	CAPITAL	TOTAL	SCHOOL	SCHOOL	DISTRICT	TOTAL
		SALARIES	BENEFITS	SERVICES	SUPPLIES	EXPENSES	OUTLAY	DIRECT	INDIRECT	COST	INDIRECT	
Ctrl Function	Amount	Function	Amount	Function	Amount	Function	Amount					
4000	6100	84735	6200	31333	6300	209921	6400	5616				
4001	7100	27731	7200	70108	7300	322390	7400	836987				
4002	7500	83659	7600	235084	7700	24571	7800	211813				
4003	7900	261916	8100	14020	8200		6500					
K-3 BASIC	101	968878	196557	13251	33187	39838	40596	1292307	737102	2029409		2029409
4-8 BASIC	102	1069210	216912	14623	36624	43964	44799	1426132	1042126	2468258		2468258
BASIC		2038088	413469	27874	69811	83802	85395	2718439	1779228	4497667		4497667
PK-3 BASIC W/ES	111	107653	21840	1472	3687	4426	4511	143589	74778	218367		218367
4-8 BASIC W/ESE	112	142102	28828	1944	4867	5843	5954	189538	118696	308234		308234
ESE LEVEL 5	255	5167	1048	71	177	213	217	6893	285	7178		7178
ESE		254922	51716	3487	8731	10482	10682	340020	193759	533779		533779
TOTAL FOR FEFP		2293010	465185	31361	78542	94284	96077	3058459	1972987	5031446		5031446

FOOD SERVICE
 TRANSPORTATION

THOSE COSTS REPORTED IN THE COLUMN TITLED -SCHOOL INDIRECT- ARE DERIVED FROM TWO SOURCES: A) EXPENDITURES RECORDED BY SCHOOL AND B) SCHOOL LEVEL EXPENDITURES CENTRALLY RECORDED. FUNCTIONALLY DISTRIBUTED, THESE COSTS ARE AS REPORTED BELOW.

6100 PUPIL PERSONNEL	84735	6400 INSTR STAFF TRAINING	5616	7700 CENTRAL SERVICES	24571
6200 INSTRUCTIONAL MEDIA	31333	7300 SCHOOL ADMINISTRATION	322390	7900 OPERATION OF PLANT	261916
6300 INSTR & CURR DEVLPMNT	209921	7400 FACILITIES ACQ-CONSTR	836987	8100 MAINTENANCE OF PLANT	14020
				8200 ADMIN. TECH. SERVICES	
				6500 INSTR. TECH. SERVICES	

FUND- 1
 SCHL- 9810 GULF COAST YOUTH ACADEMY

PROGRAM CATEGORY	NBR	DIRECT						TOTAL DIRECT	SCHOOL INDIRECT	SCHOOL COST	DISTRICT INDIRECT	TOTAL
		SALARIES	BENEFITS	PURCHASED SERVICES	MATERIAL SUPPLIES	OTHER EXPENSES	CAPITAL OUTLAY					
4-8 BASIC	102	100197	28699	12956	4113	1906	933	148805	47349	196155	14109	210264
9-12 BASIC	103	103267	22683	10240	3250	1506	737	141686	37423	179109	11151	190260
BASIC		203464	51383	23196	7363	3413	1671	290492	84772	375264	25260	400524
4-8 BASIC W/ESE	112	31528	7285	3289	1044	483	236	43868	12020	55888	3581	59470
9-12 BASIC W/ES	113	95985	22611	10207	3240	1501	735	134282	37303	171585	11115	182701
ESE		127514	29896	13496	4284	1985	972	178150	49324	227474	14697	242172
VOCATIONAL, 6-12	300	15522	5552	2506	795	368	180	24925	9159	34085	2729	36815
VOCATIONAL PGM		15522	5552	2506	795	368	180	24925	9159	34085	2729	36815
TOTAL FOR FEFP		346500	86832	39199	12444	5767	2824	493568	143256	636824	42687	679512
FOOD SERVICE											1	
TRANSPORTATION											627	

THOSE COSTS REPORTED IN THE COLUMN TITLED -SCHOOL INDIRECT- ARE DERIVED FROM TWO SOURCES: A) EXPENDITURES RECORDED BY SCHOOL AND B) SCHOOL LEVEL EXPENDITURES CENTRALLY RECORDED. FUNCTIONALLY DISTRIBUTED, THESE COSTS ARE AS REPORTED BELOW.

6100 PUPIL PERSONNEL	36820	6400 INSTR STAFF TRAINING	718	7700 CENTRAL SERVICES	7180
6200 INSTRUCTIONAL MEDIA	425	7300 SCHOOL ADMINISTRATION	50460	7900 OPERATION OF PLANT	10425
6300 INSTR & CURR DEVLPMNT	5603	7400 FACILITIES ACQ-CONSTR		8100 MAINTENANCE OF PLANT	22405
				8200 ADMIN. TECH. SERVICES	7353
				6500 INSTR. TECH. SERVICES	1862

FUND- 1
 SCHL- 9811 OKALOOSA YOUTH DEVELOPMENT CTR

PROGRAM CATEGORY	NBR	DIRECT						TOTAL DIRECT	SCHOOL INDIRECT	SCHOOL COST	DISTRICT INDIRECT	TOTAL
		SALARIES	BENEFITS	PURCHASED SERVICES	MATERIAL SUPPLIES	OTHER EXPENSES	CAPITAL OUTLAY					
4-8 BASIC	102	10824	1544	1814	606	108	212	15111	11209	26320	1390	27710
9-12 BASIC	103	23030	2446	2874	960	171	337	29820	17754	47575	2201	49777
BASIC		33854	3990	4688	1567	280	550	44931	28963	73895	3591	77487
4-8 BASIC W/ESE 112		25246	3618	4251	1421	254	498	35290	26263	61554	3257	64811
9-12 BASIC W/ES 113		70653	9891	11622	3885	694	1363	98111	71796	169908	8903	178811
ESE		95899	13510	15873	5307	949	1862	133402	98060	231462	12160	243623
VOCATIONAL,6-12 300		1924	1076	1264	422	75	148	4913	7813	12726	968	13695
VOCATIONAL PGM		1924	1076	1264	422	75	148	4913	7813	12726	968	13695
TOTAL FOR FEFP		131678	18577	21827	7298	1305	2560	183247	134838	318085	16721	334807
FOOD SERVICE												
TRANSPORTATION											334	

THOSE COSTS REPORTED IN THE COLUMN TITLED -SCHOOL INDIRECT- ARE DERIVED FROM TWO SOURCES: A) EXPENDITURES RECORDED BY SCHOOL AND B) SCHOOL LEVEL EXPENDITURES CENTRALLY RECORDED. FUNCTIONALLY DISTRIBUTED, THESE COSTS ARE AS REPORTED BELOW.

6100 PUPIL PERSONNEL	26021	6400 INSTR STAFF TRAINING	1296	7700 CENTRAL SERVICES	2812
6200 INSTRUCTIONAL MEDIA	1331	7300 SCHOOL ADMINISTRATION	40948	7900 OPERATION OF PLANT	7319
6300 INSTR & CURR DEVLPMNT	20106	7400 FACILITIES ACQ-CONSTR		8100 MAINTENANCE OF PLANT	31390
				8200 ADMIN. TECH. SERVICES	2880
				6500 INSTR. TECH. SERVICES	729

FUND- 1
 SCHL- 9812 OKALOOSA YOUTH ACADEMY

PROGRAM CATEGORY	NBR	DIRECT						TOTAL DIRECT	SCHOOL INDIRECT	SCHOOL COST	DISTRICT INDIRECT	TOTAL
		SALARIES	BENEFITS	PURCHASED SERVICES	MATERIAL SUPPLIES	OTHER EXPENSES	CAPITAL OUTLAY					
4-8 BASIC	102	65410	12697	6713	9561	807	3408	98599	42073	140673	8655	149328
9-12 BASIC	103	96372	14074	7441	10598	895	3777	133160	46636	179797	9593	189390
BASIC		161783	26772	14154	20160	1703	7186	231760	88710	320470	18248	338719
4-8 BASIC W/ESE	112	57178	10561	5583	7953	672	2834	84784	34995	119780	7199	126979
9-12 BASIC W/ES	113	58235	10144	5363	7639	645	2723	84752	33614	118366	6915	125281
ESE		115414	20706	10947	15592	1317	5557	169536	68610	238147	14114	252261
VOCATIONAL, 6-12	300	5322	4376	2313	3295	278	1174	16761	14501	31262	2983	34246
VOCATIONAL PGM		5322	4376	2313	3295	278	1174	16761	14501	31262	2983	34246
TOTAL FOR FEFP		282520	51855	27415	39048	3299	13918	418058	171821	589880	35346	625227
FOOD SERVICE											1	
TRANSPORTATION											677	

THOSE COSTS REPORTED IN THE COLUMN TITLED -SCHOOL INDIRECT- ARE DERIVED FROM TWO SOURCES: A) EXPENDITURES RECORDED BY SCHOOL AND B) SCHOOL LEVEL EXPENDITURES CENTRALLY RECORDED. FUNCTIONALLY DISTRIBUTED, THESE COSTS ARE AS REPORTED BELOW.

6100 PUPIL PERSONNEL	27370	6400 INSTR STAFF TRAINING	595	7700 CENTRAL SERVICES	5945
6200 INSTRUCTIONAL MEDIA	2606	7300 SCHOOL ADMINISTRATION	44404	7900 OPERATION OF PLANT	11872
6300 INSTR & CURR DEVLPMNT	52844	7400 FACILITIES ACQ-CONSTR		8100 MAINTENANCE OF PLANT	18552
				8200 ADMIN. TECH. SERVICES	6088
				6500 INSTR. TECH. SERVICES	1542

FUND- 1
 SCHL- 9813 OKALOOSA REGIONAL DETENTION CT

PROGRAM CATEGORY	NBR	DIRECT						TOTAL DIRECT	SCHOOL INDIRECT	SCHOOL COST	DISTRICT INDIRECT	TOTAL
		SALARIES	BENEFITS	PURCHASED SERVICES	MATERIAL SUPPLIES	OTHER EXPENSES	CAPITAL OUTLAY					
4-8 BASIC	102	17564	2004	1433	529	185	368	22085	7282	29367	1750	31118
9-12 BASIC	103	54057	9754	6977	2575	903	1792	76060	35440	111500	8518	120019
BASIC		71621	11758	8411	3104	1088	2160	98146	42722	140868	10268	151137
4-8 BASIC W/ESE 112		10915	1243	889	328	115	228	13719	4517	18236	1085	19322
9-12 BASIC W/ES 113		7640	894	639	236	82	164	9659	3250	12909	781	13690
ESE		18555	2137	1529	564	197	392	23378	7767	31146	1866	33013
TOTAL FOR FEFP		90177	13896	9940	3669	1286	2553	121524	50489	172014	12135	184150
FOOD SERVICE												
TRANSPORTATION											86	

THOSE COSTS REPORTED IN THE COLUMN TITLED -SCHOOL INDIRECT- ARE DERIVED FROM TWO SOURCES: A) EXPENDITURES RECORDED BY SCHOOL AND B) SCHOOL LEVEL EXPENDITURES CENTRALLY RECORDED. FUNCTIONALLY DISTRIBUTED, THESE COSTS ARE AS REPORTED BELOW.

6100 PUPIL PERSONNEL	15308	6400 INSTR STAFF TRAINING	204	7700 CENTRAL SERVICES	2041
6200 INSTRUCTIONAL MEDIA	173	7300 SCHOOL ADMINISTRATION	16380	7900 OPERATION OF PLANT	2933
6300 INSTR & CURR DEVLPMNT	4459	7400 FACILITIES ACQ-CONSTR		8100 MAINTENANCE OF PLANT	6369
				8200 ADMIN. TECH. SERVICES	2090
				6500 INSTR. TECH. SERVICES	529

FUND- 1
 SCHL- 9814 ADOLESCENT SUBSTANCE ABUSE PRG

PROGRAM CATEGORY	NBR	DIRECT						TOTAL DIRECT	SCHOOL INDIRECT	SCHOOL COST	DISTRICT INDIRECT	TOTAL
		SALARIES	BENEFITS	PURCHASED SERVICES	MATERIAL SUPPLIES	OTHER EXPENSES	CAPITAL OUTLAY					
4-8 BASIC	102	18131	5121	1203	1129	327	352	26265	8873	35139	2633	37772
9-12 BASIC	103	56460	12719	2988	2804	814	875	76663	22038	98702	6539	105241
BASIC		74591	17840	4191	3934	1142	1227	102928	30912	133841	9172	143013
4-8 BASIC W/ESE	112	6208	1470	345	324	94	101	8544	2547	11091	755	11847
9-12 BASIC W/ES	113	46017	12492	2935	2754	799	859	65859	21645	87504	6422	93927
ESE		52226	13962	3280	3078	894	960	74403	24193	98596	7178	105775
VOCATIONAL,6-12	300	9227	5466	1284	1205	350	376	17910	9472	27382	2810	30193
VOCATIONAL PGM		9227	5466	1284	1205	350	376	17910	9472	27382	2810	30193
TOTAL FOR FEFP		136045	37270	8757	8218	2386	2564	195242	64577	259820	19162	278982
FOOD SERVICE												
TRANSPORTATION											308	

THOSE COSTS REPORTED IN THE COLUMN TITLED -SCHOOL INDIRECT- ARE DERIVED FROM TWO SOURCES: A) EXPENDITURES RECORDED BY SCHOOL AND B) SCHOOL LEVEL EXPENDITURES CENTRALLY RECORDED. FUNCTIONALLY DISTRIBUTED, THESE COSTS ARE AS REPORTED BELOW.

6100 PUPIL PERSONNEL	26198	6400 INSTR STAFF TRAINING	620	7700 CENTRAL SERVICES	3223
6200 INSTRUCTIONAL MEDIA	160	7300 SCHOOL ADMINISTRATION	13032	7900 OPERATION OF PLANT	4632
6300 INSTR & CURR DEVLPMNT	2515	7400 FACILITIES ACQ-CONSTR		8100 MAINTENANCE OF PLANT	10057
				8200 ADMIN. TECH. SERVICES	3300
				6500 INSTR. TECH. SERVICES	835

FUND- 1
 SCHL- 9815 EMERALD COAST MARINE INSTITUTE

PROGRAM CATEGORY	NBR	DIRECT						TOTAL DIRECT	SCHOOL INDIRECT	SCHOOL COST	DISTRICT INDIRECT	TOTAL
		SALARIES	BENEFITS	PURCHASED SERVICES	MATERIAL SUPPLIES	OTHER EXPENSES	CAPITAL OUTLAY					
4-8 BASIC	102	115	81	33536	8	4	1	33746	1051	34797	740	35538
9-12 BASIC	103	427	301	124499	29	15	4	125277	3903	129181	2749	131931
BASIC		542	383	158035	37	19	5	159024	4955	163979	3490	167469
4-8 BASIC W/ESE 112		107	75	31239	7	3	1	31434	979	32414	689	33104
9-12 BASIC W/ES 113		138	97	40427	9	4	1	40680	1267	41948	892	42841
ESE		245	173	71667	17	8	2	72115	2247	74362	1582	75945
TOTAL FOR FEFP		788	556	229703	54	27	8	231139	7202	238342	5073	243415
FOOD SERVICE												
TRANSPORTATION									13800		279	

THOSE COSTS REPORTED IN THE COLUMN TITLED -SCHOOL INDIRECT- ARE DERIVED FROM TWO SOURCES: A) EXPENDITURES RECORDED BY SCHOOL AND B) SCHOOL LEVEL EXPENDITURES CENTRALLY RECORDED. FUNCTIONALLY DISTRIBUTED, THESE COSTS ARE AS REPORTED BELOW.

6100 PUPIL PERSONNEL	367	6400 INSTR STAFF TRAINING	85	7700 CENTRAL SERVICES	853
6200 INSTRUCTIONAL MEDIA	9	7300 SCHOOL ADMINISTRATION	236	7900 OPERATION OF PLANT	1226
6300 INSTR & CURR DEVLPMNT	665	7400 FACILITIES ACQ-CONSTR		8100 MAINTENANCE OF PLANT	2662
				8200 ADMIN. TECH. SERVICES	873
				6500 INSTR. TECH. SERVICES	221

FUND- 1
 SCHL- 9817 MILTON GIRLS JUVENILE RESIDENT

PROGRAM CATEGORY	NBR	DIRECT						TOTAL DIRECT	SCHOOL INDIRECT	SCHOOL COST	DISTRICT INDIRECT	TOTAL
		SALARIES	BENEFITS	PURCHASED SERVICES	MATERIAL SUPPLIES	OTHER EXPENSES	CAPITAL OUTLAY					
4-8 BASIC	102	41231	13234	3425	2289	473	929	61583	23021	84605	5230	89835
9-12 BASIC	103	85763	26662	6899	4611	953	1871	126762	46378	173141	10537	183678
BASIC		126995	39896	10324	6900	1427	2800	188346	69400	257746	15768	273514
4-8 BASIC W/ESE	112	26532	8395	2172	1452	300	589	39442	14603	54045	3317	57363
9-12 BASIC W/ES	113	34874	10885	2817	1882	389	764	51613	18935	70549	4302	74851
ESE		61407	19280	4989	3335	689	1353	91056	33538	124594	7620	132215
VOCATIONAL,6-12	300	16411	5057	1308	874	180	355	24188	8797	32986	1998	34985
VOCATIONAL PGM		16411	5057	1308	874	180	355	24188	8797	32986	1998	34985
TOTAL FOR FEFP		204814	64235	16623	11110	2297	4509	303590	111736	415327	25387	440714

FOOD SERVICE
 TRANSPORTATION

420

THOSE COSTS REPORTED IN THE COLUMN TITLED -SCHOOL INDIRECT- ARE DERIVED FROM TWO SOURCES: A) EXPENDITURES RECORDED BY SCHOOL AND B) SCHOOL LEVEL EXPENDITURES CENTRALLY RECORDED. FUNCTIONALLY DISTRIBUTED, THESE COSTS ARE AS REPORTED BELOW.

6100 PUPIL PERSONNEL	26649	6400 INSTR STAFF TRAINING	1806	7700 CENTRAL SERVICES	4270
6200 INSTRUCTIONAL MEDIA	499	7300 SCHOOL ADMINISTRATION	49012	7900 OPERATION OF PLANT	7360
6300 INSTR & CURR DEVLPMNT	3332	7400 FACILITIES ACQ-CONSTR		8100 MAINTENANCE OF PLANT	13325
				8200 ADMIN. TECH. SERVICES	4373
				6500 INSTR. TECH. SERVICES	1107

FUND- 1
 SCHL- 9818 N. W. FLORIDA BALLET ACADEMIE

PROGRAM CATEGORY	NBR	DIRECT						TOTAL DIRECT	SCHOOL INDIRECT	SCHOOL COST	DISTRICT INDIRECT	TOTAL
		SALARIES	BENEFITS	PURCHASED SERVICES	MATERIAL SUPPLIES	OTHER EXPENSES	CAPITAL OUTLAY					
K-3 BASIC	101	98553	29038	74135	5817	1446	19	209010	28537	237548	11083	248631
4-8 BASIC	102	208728	56449	144116	11308	2811	38	423452	59213	482666	22713	505380
BASIC		307281	85487	218252	17125	4258	57	632463	87751	720214	33796	754011
PK-3 BASIC W/ES 111		4540	1376	3515	275	68		9777	1338	11115	520	11636
4-8 BASIC W/ESE 112		3084	625	1597	125	31		5464	662	6127	253	6380
ESE		7624	2002	5112	401	99	1	15241	2000	17242	774	18017
TOTAL FOR FEFP		314905	87490	223364	17526	4358	59	647705	89751	737457	34571	772028
FOOD SERVICE									123		1	
TRANSPORTATION									53340		934	

THOSE COSTS REPORTED IN THE COLUMN TITLED -SCHOOL INDIRECT- ARE DERIVED FROM TWO SOURCES: A) EXPENDITURES RECORDED BY SCHOOL AND B) SCHOOL LEVEL EXPENDITURES CENTRALLY RECORDED. FUNCTIONALLY DISTRIBUTED, THESE COSTS ARE AS REPORTED BELOW.

6100 PUPIL PERSONNEL	8235	6400 INSTR STAFF TRAINING	596	7700 CENTRAL SERVICES	5965
6200 INSTRUCTIONAL MEDIA	748	7300 SCHOOL ADMINISTRATION	33405	7900 OPERATION OF PLANT	7911
6300 INSTR & CURR DEVLPMNT	5182	7400 FACILITIES ACQ-CONSTR		8100 MAINTENANCE OF PLANT	16912
				8200 ADMIN. TECH. SERVICES	6108
				6500 INSTR. TECH. SERVICES	4685

FUND- 1
 SCHL- 9819 TEACHING ADJUDICATED YOUTH FAC

PROGRAM	NBR	DIRECT						TOTAL DIRECT	SCHOOL INDIRECT	SCHOOL COST	DISTRICT INDIRECT	TOTAL
		SALARIES	BENEFITS	PURCHASED SERVICES	MATERIAL SUPPLIES	OTHER EXPENSES	CAPITAL OUTLAY					
9-12 BASIC	103	17617	2571	2167	4463	12	98	26932	42575	69507	2328	71836
BASIC		17617	2571	2167	4463	12	98	26932	42575	69507	2328	71836
9-12 BASIC W/ES	113	20764	3030	2555	5261	15	116	31743	50181	81924	2744	84669
ESE		20764	3030	2555	5261	15	116	31743	50181	81924	2744	84669
TOTAL FOR FEFP		38382	5601	4723	9724	27	215	58675	92756	151432	5073	156505

FOOD SERVICE
 TRANSPORTATION

116

THOSE COSTS REPORTED IN THE COLUMN TITLED -SCHOOL INDIRECT- ARE DERIVED FROM TWO SOURCES: A) EXPENDITURES RECORDED BY SCHOOL AND B) SCHOOL LEVEL EXPENDITURES CENTRALLY RECORDED. FUNCTIONALLY DISTRIBUTED, THESE COSTS ARE AS REPORTED BELOW.

6100 PUPIL PERSONNEL	20962	6400 INSTR STAFF TRAINING	205	7700 CENTRAL SERVICES	853
6200 INSTRUCTIONAL MEDIA	673	7300 SCHOOL ADMINISTRATION	61545	7900 OPERATION OF PLANT	1226
6300 INSTR & CURR DEVLPMNT	3532	7400 FACILITIES ACQ-CONSTR		8100 MAINTENANCE OF PLANT	2662
				8200 ADMIN. TECH. SERVICES	873
				6500 INSTR. TECH. SERVICES	221

FUND- 1
 SCHL- 9820 OKALOOSA BLENDED SCHOOLS

PROGRAM CATEGORY	NBR	DIRECT						TOTAL DIRECT	SCHOOL INDIRECT	SCHOOL COST	DISTRICT INDIRECT	TOTAL
		SALARIES	BENEFITS	PURCHASED SERVICES	MATERIAL SUPPLIES	OTHER EXPENSES	CAPITAL OUTLAY					
K-3 BASIC	101	12517	2514	19	4558	652	876	21139	14878	36018	1733	37752
4-8 BASIC	102	4610	928	7	1682	240	323	7793	5494	13288	640	13928
BASIC		17128	3442	27	6241	893	1199	28933	20373	49307	2374	51681
PK-3 BASIC W/ES 111		2072	415	3	753	107	144	3497	2467	5965	287	6252
ESE		2072	415	3	753	107	144	3497	2467	5965	287	6252
TOTAL FOR FEFP		19201	3858	30	6994	1001	1344	32430	22841	55272	2661	57933
FOOD SERVICE TRANSPORTATION											74	

THOSE COSTS REPORTED IN THE COLUMN TITLED -SCHOOL INDIRECT- ARE DERIVED FROM TWO SOURCES: A) EXPENDITURES RECORDED BY SCHOOL AND B) SCHOOL LEVEL EXPENDITURES CENTRALLY RECORDED. FUNCTIONALLY DISTRIBUTED, THESE COSTS ARE AS REPORTED BELOW.

6100 PUPIL PERSONNEL	204	6400 INSTR STAFF TRAINING	47	7700 CENTRAL SERVICES	475
6200 INSTRUCTIONAL MEDIA	1538	7300 SCHOOL ADMINISTRATION	10353	7900 OPERATION OF PLANT	8111
6300 INSTR & CURR DEVLPMNT	370	7400 FACILITIES ACQ-CONSTR		8100 MAINTENANCE OF PLANT	1128
				8200 ADMIN. TECH. SERVICES	486
				6500 INSTR. TECH. SERVICES	123

School District of Okaloosa County




EXHIBIT K-14

Schedule 3, School Program Cost Report **Special Revenue Funds**

For the Fiscal Year Ended June 30, 2012

Revised December 7, 2012

FUND- 4
 SCHL- 0031 EDWINS ELEMENTARY SCHOOL

PROGRAM CATEGORY	NBR	DIRECT						TOTAL DIRECT	SCHOOL INDIRECT	SCHOOL COST	DISTRICT INDIRECT	TOTAL
		SALARIES	BENEFITS	PURCHASED SERVICES	MATERIAL SUPPLIES	OTHER EXPENSES	CAPITAL OUTLAY					
K-3 BASIC	101	104241	15941	38515	3542	172	25462	187876	39952	227829	13543	241373
4-8 BASIC	102	4684	5278	12754	1172	57	8431	32378	13229	45608	4484	50093
BASIC		108926	21220	51269	4714	229	33894	220255	53182	273438	18028	291466
ESOL	130	1633	1840	4447	409	19	2940	11291	4613	15904	1563	17468
ESOL		1633	1840	4447	409	19	2940	11291	4613	15904	1563	17468
PK-3 BASIC W/ES	111	117799	40025	15371	2297	329	10403	186226	27442	213669	18277	231947
4-8 BASIC W/ESE	112	17993	11902	4571	683	97	3093	38342	8160	46502	5435	51938
ESE LEVEL 4	254	2575	1703	654	97	14	442	5488	1168	6656	778	7435
ESE		138369	53631	20596	3078	441	13939	230057	36771	266829	24491	291320
TOTAL FOR FEFP		248929	76693	76313	8202	690	50774	461604	94567	556172	44083	600255
FOOD SERVICE									175431		9684	
TRANSPORTATION											1331	

THOSE COSTS REPORTED IN THE COLUMN TITLED -SCHOOL INDIRECT- ARE DERIVED FROM TWO SOURCES: A) EXPENDITURES RECORDED BY SCHOOL AND B) SCHOOL LEVEL EXPENDITURES CENTRALLY RECORDED. FUNCTIONALLY DISTRIBUTED, THESE COSTS ARE AS REPORTED BELOW.

6100 PUPIL PERSONNEL	8943	6400 INSTR STAFF TRAINING	27936	7700 CENTRAL SERVICES
6200 INSTRUCTIONAL MEDIA		7300 SCHOOL ADMINISTRATION		7900 OPERATION OF PLANT
6300 INSTR & CURR DEVLPMNT	57686	7400 FACILITIES ACQ-CONSTR		8100 MAINTENANCE OF PLANT
				8200 ADMIN. TECH. SERVICES
				6500 INSTR. TECH. SERVICES

FUND- 4
 SCHL- 0041 BAKER SCHOOL

PROGRAM CATEGORY	NBR	DIRECT							TOTAL DIRECT	SCHOOL INDIRECT	SCHOOL COST	DISTRICT INDIRECT	TOTAL
		SALARIES	BENEFITS	PURCHASED SERVICES	MATERIAL SUPPLIES	OTHER EXPENSES	CAPITAL OUTLAY	TOTAL					
K-3 BASIC	101	100476	14353	24383	4586	1558	4664	150022	12304	162327	17220	179548	
4-8 BASIC	102	45715	16159	27451	5163	1754	5251	101495	13853	115348	19387	134736	
9-12 BASIC	103	122	9	20	1007	186	2142	3488		3488	5041	8530	
BASIC		146314	30521	51854	10758	3498	12059	255007	26158	281165	41649	322815	
ESOL	130	70	30	51	9	3	9	175	26	201	36	238	
ESOL		70	30	51	9	3	9	175	26	201	36	238	
PK-3 BASIC W/ES	111	35682	11870	6966	2029	677	1804	59031	11276	70308	15971	86279	
4-8 BASIC W/ESE	112	27464	9035	5302	1544	515	1373	45236	8583	53820	12157	65977	
9-12 BASIC W/ES	113	24717	7404	513	1038	297	1134	35105	7351	42457	11888	54345	
ESE LEVEL 4	254	1851	615	361	105	35	93	3062	585	3647	828	4476	
ESE LEVEL 5	255	627	208	122	35	11	31	1038	198	1236	280	1517	
ESE		90343	29134	13267	4753	1537	4437	143473	27995	171469	41126	212596	
VOCATIONAL, 6-12	300	17	1	2	140	26	299	487		487	704	1191	
VOCATIONAL PGM		17	1	2	140	26	299	487		487	704	1191	
TOTAL FOR FEFP		236745	59688	65176	15662	5065	16806	399144	54179	453324	83516	536840	
FOOD SERVICE									449822		30292		
TRANSPORTATION											3041		

THOSE COSTS REPORTED IN THE COLUMN TITLED -SCHOOL INDIRECT- ARE DERIVED FROM TWO SOURCES: A) EXPENDITURES RECORDED BY SCHOOL AND B) SCHOOL LEVEL EXPENDITURES CENTRALLY RECORDED. FUNCTIONALLY DISTRIBUTED, THESE COSTS ARE AS REPORTED BELOW.

6100 PUPIL PERSONNEL	6404	6400 INSTR STAFF TRAINING	25701	7700 CENTRAL SERVICES
6200 INSTRUCTIONAL MEDIA		7300 SCHOOL ADMINISTRATION		7900 OPERATION OF PLANT
6300 INSTR & CURR DEVLPMNT	22072	7400 FACILITIES ACQ-CONSTR		8100 MAINTENANCE OF PLANT
				8200 ADMIN. TECH. SERVICES
				6500 INSTR. TECH. SERVICES

FUND- 4
 SCHL- 0051 BOB SIKES ELEMENTARY SCHOOL

PROGRAM CATEGORY	NBR	DIRECT						TOTAL DIRECT	SCHOOL INDIRECT	SCHOOL COST	DISTRICT INDIRECT	TOTAL
		SALARIES	BENEFITS	PURCHASED SERVICES	MATERIAL SUPPLIES	OTHER EXPENSES	CAPITAL OUTLAY					
K-3 BASIC	101	92695	21252	32577	4783	281	11119	162709	38888	201597	22104	223701
4-8 BASIC	102	56608	8246	12640	1856	109	4314	83775	15089	98864	8576	107441
BASIC		149303	29498	45218	6639	390	15433	246484	53978	300462	30681	331143
ESOL	130	531	191	293	43	2	100	1161	350	1511	199	1710
ESOL		531	191	293	43	2	100	1161	350	1511	199	1710
PK-3 BASIC W/ES	111	49142	20605	8039	2006	314	3175	83283	32087	115371	17763	133135
4-8 BASIC W/ESE	112	23289	9764	3810	950	148	1505	39468	15206	54675	8418	63093
ESE LEVEL 4	254	979	410	160	39	6	63	1659	639	2298	353	2652
ESE		73410	30780	12009	2996	469	4744	124411	47933	172345	26536	198881
TOTAL FOR FEFP		223245	60470	57521	9679	862	20277	372057	102261	474319	57416	531735
FOOD SERVICE									280370		18455	
TRANSPORTATION											2266	

THOSE COSTS REPORTED IN THE COLUMN TITLED -SCHOOL INDIRECT- ARE DERIVED FROM TWO SOURCES: A) EXPENDITURES RECORDED BY SCHOOL AND B) SCHOOL LEVEL EXPENDITURES CENTRALLY RECORDED. FUNCTIONALLY DISTRIBUTED, THESE COSTS ARE AS REPORTED BELOW.

6100 PUPIL PERSONNEL	10874	6400 INSTR STAFF TRAINING	27604	7700 CENTRAL SERVICES
6200 INSTRUCTIONAL MEDIA		7300 SCHOOL ADMINISTRATION		7900 OPERATION OF PLANT
6300 INSTR & CURR DEVLPMNT	63781	7400 FACILITIES ACQ-CONSTR		8100 MAINTENANCE OF PLANT
				8200 ADMIN. TECH. SERVICES
				6500 INSTR. TECH. SERVICES

FUND- 4
 SCHL- 0082 MEIGS MIDDLE SCHOOL

PROGRAM	NBR	DIRECT						TOTAL DIRECT	SCHOOL INDIRECT	SCHOOL COST	DISTRICT INDIRECT	TOTAL
		SALARIES	BENEFITS	PURCHASED SERVICES	MATERIAL SUPPLIES	OTHER EXPENSES	CAPITAL OUTLAY					
4-8 BASIC	102	177	13	28	725	268	13181	14394	30909	45303	7265	52568
BASIC		177	13	28	725	268	13181	14394	30909	45303	7265	52568
ESOL	130				3	1	60	66	142	208	33	242
ESOL					3	1	60	66	142	208	33	242
4-8 BASIC W/ESE	112	43375	6731	559	975	418	3392	55452	19943	75395	12944	88340
ESE LEVEL 4	254	3782	436	36	63	27	219	4565	1293	5858	839	6698
ESE LEVEL 5	255	290	49	4	7	3	25	380	147	528	96	624
ESE		47449	7217	599	1045	448	3637	60398	21384	81782	13880	95662
TOTAL FOR FEFP		47627	7230	628	1774	718	16880	74859	52435	127295	21178	148474
FOOD SERVICE									240331		12092	
TRANSPORTATION											646	

THOSE COSTS REPORTED IN THE COLUMN TITLED -SCHOOL INDIRECT- ARE DERIVED FROM TWO SOURCES: A) EXPENDITURES RECORDED BY SCHOOL AND B) SCHOOL LEVEL EXPENDITURES CENTRALLY RECORDED. FUNCTIONALLY DISTRIBUTED, THESE COSTS ARE AS REPORTED BELOW.

6100 PUPIL PERSONNEL	6400 INSTR STAFF TRAINING	7700 CENTRAL SERVICES
6200 INSTRUCTIONAL MEDIA	7300 SCHOOL ADMINISTRATION	7900 OPERATION OF PLANT
6300 INSTR & CURR DEVLPMNT	52435 7400 FACILITIES ACQ-CONSTR	8100 MAINTENANCE OF PLANT
		8200 ADMIN. TECH. SERVICES
		6500 INSTR. TECH. SERVICES

FUND- 4
 SCHL- 0092 SHOAL RIVER MIDDLE SCHOOL

PROGRAM CATEGORY	NBR	DIRECT						TOTAL DIRECT	SCHOOL INDIRECT	SCHOOL COST	DISTRICT INDIRECT	TOTAL
		SALARIES	BENEFITS	PURCHASED SERVICES	MATERIAL SUPPLIES	OTHER EXPENSES	CAPITAL OUTLAY					
4-8 BASIC	102	264	30	43	2684	1140	7108	11271	20243	31514	10870	42385
BASIC		264	30	43	2684	1140	7108	11271	20243	31514	10870	42385
ESOL	130	1			12	5	33	53	96	149	51	201
ESOL		1			12	5	33	53	96	149	51	201
4-8 BASIC W/ESE	112	200685	57420	1166	2510	1094	3318	266196	44997	311194	27005	338199
ESE LEVEL 5	255	6191	2606	52	113	49	150	9165	2042	11207	1225	12433
ESE		206877	60027	1219	2624	1144	3468	275362	47039	322401	28231	350633
TOTAL FOR FEFP		207143	60058	1263	5321	2290	10610	286686	67378	354065	39153	393219
FOOD SERVICE									241375		19968	
TRANSPORTATION									150		1079	

THOSE COSTS REPORTED IN THE COLUMN TITLED -SCHOOL INDIRECT- ARE DERIVED FROM TWO SOURCES: A) EXPENDITURES RECORDED BY SCHOOL AND B) SCHOOL LEVEL EXPENDITURES CENTRALLY RECORDED. FUNCTIONALLY DISTRIBUTED, THESE COSTS ARE AS REPORTED BELOW.

6100 PUPIL PERSONNEL	1681	6400 INSTR STAFF TRAINING	7700 CENTRAL SERVICES
6200 INSTRUCTIONAL MEDIA		7300 SCHOOL ADMINISTRATION	7900 OPERATION OF PLANT
6300 INSTR & CURR DEVLPMNT	65696	7400 FACILITIES ACQ-CONSTR	8100 MAINTENANCE OF PLANT
			8200 ADMIN. TECH. SERVICES
			6500 INSTR. TECH. SERVICES

FUND- 4
 SCHL- 0121 RUCKEL MIDDLE SCHOOL

PROGRAM	NBR	DIRECT						TOTAL DIRECT	SCHOOL INDIRECT	SCHOOL COST	DISTRICT INDIRECT	TOTAL
		SALARIES	BENEFITS	PURCHASED SERVICES	MATERIAL SUPPLIES	OTHER EXPENSES	CAPITAL OUTLAY					
4-8 BASIC	102	249	18	40	1198	377	9853	11737		11737	10222	21960
BASIC		249	18	40	1198	377	9853	11737		11737	10222	21960
ESOL	130				4	1	33	40		40	35	75
ESOL					4	1	33	40		40	35	75
4-8 BASIC W/ESE	112	35122	15977	1208	2164	2512	4476	61461	9524	70985	27963	98948
ESE LEVEL 4	254	1683	765	57	103	120	214	2945	456	3402	1340	4742
ESE LEVEL 5	255	450	205	15	27	32	57	789	122	911	359	1270
ESE		37256	16948	1281	2296	2664	4748	65195	10102	75298	29662	104961
TOTAL FOR FEFP		37506	16967	1322	3498	3043	14635	76973	10102	87076	39920	126997
FOOD SERVICE									341831		21047	
TRANSPORTATION											1667	

THOSE COSTS REPORTED IN THE COLUMN TITLED -SCHOOL INDIRECT- ARE DERIVED FROM TWO SOURCES: A) EXPENDITURES RECORDED BY SCHOOL AND B) SCHOOL LEVEL EXPENDITURES CENTRALLY RECORDED. FUNCTIONALLY DISTRIBUTED, THESE COSTS ARE AS REPORTED BELOW.

- | | | |
|----------------------------|----------------------------------|----------------------------|
| 6100 PUPIL PERSONNEL | 6400 INSTR STAFF TRAINING | 7700 CENTRAL SERVICES |
| 6200 INSTRUCTIONAL MEDIA | 7300 SCHOOL ADMINISTRATION | 7900 OPERATION OF PLANT |
| 6300 INSTR & CURR DEVLPMNT | 10102 7400 FACILITIES ACQ-CONSTR | 8100 MAINTENANCE OF PLANT |
| | | 8200 ADMIN. TECH. SERVICES |
| | | 6500 INSTR. TECH. SERVICES |

FUND- 4
 SCHL- 0131 DESTIN ELEMENTARY

PROGRAM CATEGORY	NBR	DIRECT						TOTAL DIRECT	SCHOOL INDIRECT	SCHOOL COST	DISTRICT INDIRECT	TOTAL
		SALARIES	BENEFITS	PURCHASED SERVICES	MATERIAL SUPPLIES	OTHER EXPENSES	CAPITAL OUTLAY					
K-3 BASIC	101	190	14	31	1354	289	2125	4004	15262	19266	7828	27095
4-8 BASIC	102	53	3	8	377	80	592	1116	4254	5371	2182	7553
BASIC		243	18	39	1732	369	2717	5121	19516	24638	10010	34648
ESOL	130	16	1	2	116	24	182	343	1308	1651	671	2322
ESOL		16	1	2	116	24	182	343	1308	1651	671	2322
PK-3 BASIC W/ES	111	22422	9124	908	1768	551	1618	36394	17845	54239	21024	75264
4-8 BASIC W/ESE	112	10027	4080	406	790	246	723	16275	7980	24255	9402	33657
ESE LEVEL 4	254	219	89	8	17	5	15	356	174	531	205	736
ESE LEVEL 5	255	265	108	10	20	6	19	431	211	643	249	892
ESE		32935	13402	1334	2597	809	2377	53456	26211	79668	30881	110550
TOTAL FOR FEFP		33195	13421	1376	4445	1204	5277	58921	47036	105958	41563	147522
FOOD SERVICE									309202		20375	
TRANSPORTATION											1298	

THOSE COSTS REPORTED IN THE COLUMN TITLED -SCHOOL INDIRECT- ARE DERIVED FROM TWO SOURCES: A) EXPENDITURES RECORDED BY SCHOOL AND B) SCHOOL LEVEL EXPENDITURES CENTRALLY RECORDED. FUNCTIONALLY DISTRIBUTED, THESE COSTS ARE AS REPORTED BELOW.

6100 PUPIL PERSONNEL	6400 INSTR STAFF TRAINING	7700 CENTRAL SERVICES
6200 INSTRUCTIONAL MEDIA	7300 SCHOOL ADMINISTRATION	7900 OPERATION OF PLANT
6300 INSTR & CURR DEVLPMNT	47036 7400 FACILITIES ACQ-CONSTR	8100 MAINTENANCE OF PLANT
		8200 ADMIN. TECH. SERVICES
		6500 INSTR. TECH. SERVICES

FUND- 4
 SCHL- 0151 EDGE ELEMENTARY

PROGRAM	NBR	DIRECT							TOTAL DIRECT	SCHOOL INDIRECT	SCHOOL COST	DISTRICT INDIRECT	TOTAL
		SALARIES	BENEFITS	PURCHASED SERVICES	MATERIAL SUPPLIES	OTHER EXPENSES	CAPITAL OUTLAY						
K-3 BASIC	101	133	10	21	467	202	1487	2322	12801	15124	5481	20605	
4-8 BASIC	102	56	4	9	197	85	627	979	5397	6377	2310	8688	
BASIC		189	14	30	664	287	2115	3302	18199	21501	7791	29293	
ESOL	130	4			14	6	47	74	409	483	175	659	
ESOL		4			14	6	47	74	409	483	175	659	
PK-3 BASIC W/ES	111	44913	9705	511	870	401	910	57312	17574	74886	11828	86715	
4-8 BASIC W/ESE	112	8121	5807	305	520	240	545	15541	10516	26057	7078	33136	
ESE LEVEL 4	254	15515	1446	76	129	59	135	17363	2619	19983	1763	21746	
ESE LEVEL 5	255	5780	379	19	33	15	35	6264	686	6950	461	7412	
ESE		74330	17338	912	1554	717	1627	96481	31397	127878	21132	149010	
TOTAL FOR FEFP		74524	17353	944	2234	1011	3790	99857	50005	149863	29099	178963	
FOOD SERVICE									176240		12243		
TRANSPORTATION											582		

THOSE COSTS REPORTED IN THE COLUMN TITLED -SCHOOL INDIRECT- ARE DERIVED FROM TWO SOURCES: A) EXPENDITURES RECORDED BY SCHOOL AND B) SCHOOL LEVEL EXPENDITURES CENTRALLY RECORDED. FUNCTIONALLY DISTRIBUTED, THESE COSTS ARE AS REPORTED BELOW.

6100 PUPIL PERSONNEL	7932	6400 INSTR STAFF TRAINING	7700 CENTRAL SERVICES
6200 INSTRUCTIONAL MEDIA		7300 SCHOOL ADMINISTRATION	7900 OPERATION OF PLANT
6300 INSTR & CURR DEVLPMNT	42072	7400 FACILITIES ACQ-CONSTR	8100 MAINTENANCE OF PLANT
			8200 ADMIN. TECH. SERVICES
			6500 INSTR. TECH. SERVICES

FUND- 4
 SCHL- 0161 EGLIN ELEMENTARY

PROGRAM CATEGORY	NBR	DIRECT						TOTAL DIRECT	SCHOOL INDIRECT	SCHOOL COST	DISTRICT INDIRECT	TOTAL
		SALARIES	BENEFITS	PURCHASED SERVICES	MATERIAL SUPPLIES	OTHER EXPENSES	CAPITAL OUTLAY					
K-3 BASIC	101	125	11	20	14462	387	23267	38275	35069	73344	5156	78500
4-8 BASIC	102	35	3	5	4037	108	6495	10685	9790	20476	1439	21916
BASIC		160	15	26	18499	496	29762	48960	44859	93820	6596	100416
ESOL	130	1			156	4	252	415	380	796	55	852
ESOL		1			156	4	252	415	380	796	55	852
PK-3 BASIC W/ES	111	55810	8006	437	4052	325	5937	74570	26017	100587	10136	110724
4-8 BASIC W/ESE	112	5302	1092	59	553	44	810	7863	3551	11415	1383	12798
ESE LEVEL 4	254	939	74	4	37	3	54	1113	240	1354	93	1447
ESE		62053	9173	501	4643	372	6802	83547	29809	113357	11613	124970
TOTAL FOR FEFP		62215	9189	528	23299	873	36818	132924	75049	207974	18265	226239
FOOD SERVICE									160885		10317	
TRANSPORTATION											461	

THOSE COSTS REPORTED IN THE COLUMN TITLED -SCHOOL INDIRECT- ARE DERIVED FROM TWO SOURCES: A) EXPENDITURES RECORDED BY SCHOOL AND B) SCHOOL LEVEL EXPENDITURES CENTRALLY RECORDED. FUNCTIONALLY DISTRIBUTED, THESE COSTS ARE AS REPORTED BELOW.

6100 PUPIL PERSONNEL	6400 INSTR STAFF TRAINING	6940 7700 CENTRAL SERVICES
6200 INSTRUCTIONAL MEDIA	7300 SCHOOL ADMINISTRATION	7900 OPERATION OF PLANT
6300 INSTR & CURR DEVLPMNT	68108 7400 FACILITIES ACQ-CONSTR	8100 MAINTENANCE OF PLANT
		8200 ADMIN. TECH. SERVICES
		6500 INSTR. TECH. SERVICES

FUND- 4
 SCHL- 0201 LAUREL HILL SCHOOL

PROGRAM CATEGORY	NBR	DIRECT							TOTAL DIRECT	SCHOOL INDIRECT	SCHOOL COST	DISTRICT INDIRECT	TOTAL
		SALARIES	BENEFITS	PURCHASED SERVICES	MATERIAL SUPPLIES	OTHER EXPENSES	CAPITAL OUTLAY	TOTAL					
K-3 BASIC	101	25201	4332	9294	7532	83	9716	56161	6081	62242	6563	68806	
4-8 BASIC	102	31638	4910	10533	8537	94	11012	66725	6892	73617	7438	81056	
9-12 BASIC	103	41	3	6	312	62	889	1315		1315	1682	2998	
BASIC		56880	9245	19833	16382	240	21619	124202	12973	137175	15685	152861	
PK-3 BASIC W/ES	111	10074	4704	1273	1100	101	1330	18584	3944	22528	2918	25447	
4-8 BASIC W/ESE	112	18113	8457	2288	1977	183	2391	33412	7092	40504	5247	45751	
9-12 BASIC W/ES	113	15072	6792	167	332	166	418	22949	5190	28139	3881	32021	
ESE LEVEL 5	255	630	284	7	13	6	17	960	217	1177	162	1339	
ESE		43890	20237	3736	3423	458	4158	75905	16444	92350	12209	104559	
VOCATIONAL,6-12	300	20	1	3	153	30	437	646		646	827	1474	
VOCATIONAL PGM		20	1	3	153	30	437	646		646	827	1474	
TOTAL FOR FEFP		100791	29484	23573	19959	729	26215	200754	29417	230172	28722	258894	
FOOD SERVICE									212916		9657		
TRANSPORTATION											913		

THOSE COSTS REPORTED IN THE COLUMN TITLED -SCHOOL INDIRECT- ARE DERIVED FROM TWO SOURCES: A) EXPENDITURES RECORDED BY SCHOOL AND B) SCHOOL LEVEL EXPENDITURES CENTRALLY RECORDED. FUNCTIONALLY DISTRIBUTED, THESE COSTS ARE AS REPORTED BELOW.

6100 PUPIL PERSONNEL	6065	6400 INSTR STAFF TRAINING	9051	7700 CENTRAL SERVICES
6200 INSTRUCTIONAL MEDIA		7300 SCHOOL ADMINISTRATION		7900 OPERATION OF PLANT
6300 INSTR & CURR DEVLPMNT	14299	7400 FACILITIES ACQ-CONSTR		8100 MAINTENANCE OF PLANT
				8200 ADMIN. TECH. SERVICES
				6500 INSTR. TECH. SERVICES

FUND- 4
 SCHL- 0211 NICEVILLE SENIOR HIGH SCHOOL

PROGRAM CATEGORY	NBR	DIRECT							TOTAL DIRECT	SCHOOL INDIRECT	SCHOOL COST	DISTRICT INDIRECT	TOTAL
		SALARIES	BENEFITS	PURCHASED SERVICES	MATERIAL SUPPLIES	OTHER EXPENSES	CAPITAL OUTLAY						
4-8 BASIC	102							1	2	2	1	3	
9-12 BASIC	103	522	39	85	2941	792	22881	27262	27262	21453	48716		
BASIC		522	39	85	2941	792	22883	27264	27264	21455	48719		
ESOL	130				4	1	36	43	43	34	77		
ESOL					4	1	36	43	43	34	77		
9-12 BASIC W/ES	113	23293	10164	1904	3771	860	7598	47593	47968	95561	44080	139641	
ESE LEVEL 4	254	172	75	14	27	6	56	353	355	708	327	1036	
ESE LEVEL 5	255	397	173	32	64	14	129	812	818	1631	752	2383	
ESE		23864	10413	1951	3863	881	7784	48758	49142	97901	45159	143061	
VOCATIONAL,6-12	300	50	3	8	282	76	2194	2615		2615	2058	4673	
VOCATIONAL PGM		50	3	8	282	76	2194	2615		2615	2058	4673	
TOTAL FOR FEFP		24437	10456	2044	7091	1751	32899	78681	49142	127824	68707	196531	
FOOD SERVICE										455022	41852		
TRANSPORTATION											2375		

THOSE COSTS REPORTED IN THE COLUMN TITLED -SCHOOL INDIRECT- ARE DERIVED FROM TWO SOURCES: A) EXPENDITURES RECORDED BY SCHOOL AND B) SCHOOL LEVEL EXPENDITURES CENTRALLY RECORDED. FUNCTIONALLY DISTRIBUTED, THESE COSTS ARE AS REPORTED BELOW.

6100 PUPIL PERSONNEL	18835	6400 INSTR STAFF TRAINING	7700 CENTRAL SERVICES
6200 INSTRUCTIONAL MEDIA		7300 SCHOOL ADMINISTRATION	7900 OPERATION OF PLANT
6300 INSTR & CURR DEVLPMNT	30306	7400 FACILITIES ACQ-CONSTR	8100 MAINTENANCE OF PLANT
			8200 ADMIN. TECH. SERVICES
			6500 INSTR. TECH. SERVICES

FUND- 4
 SCHL- 0222 NORTHWOOD ELEMENTARY

PROGRAM	NBR	DIRECT						TOTAL DIRECT	SCHOOL INDIRECT	SCHOOL COST	DISTRICT INDIRECT	TOTAL
		SALARIES	BENEFITS	PURCHASED SERVICES	MATERIAL SUPPLIES	OTHER EXPENSES	CAPITAL OUTLAY					
K-3 BASIC	101	129546	24333	29364	829	263	3605	187943	25923	213867	20738	234605
4-8 BASIC	102	45825	10378	12524	353	112	1537	70732	11056	81789	8845	90634
BASIC		175371	34712	41889	1183	376	5143	258676	36980	295656	29583	325240
ESOL	130	479	411	496	14	4	60	1465	437	1903	350	2254
ESOL		479	411	496	14	4	60	1465	437	1903	350	2254
PK-3 BASIC W/ES	111	52494	13852	6487	935	236	1271	75277	13504	88781	14873	103655
4-8 BASIC W/ESE	112	29395	7756	3632	524	132	711	42152	7561	49714	8328	58043
ESE LEVEL 4	254	28760	7589	3554	512	129	696	41242	7398	48641	8148	56790
ESE LEVEL 5	255	1199	316	148	21	5	29	1720	308	2028	339	2368
ESE		111850	29514	13823	1993	503	2708	160393	28772	189166	31690	220857
TOTAL FOR FEFP		287700	64638	56208	3191	884	7912	420536	66190	486727	61624	548351
FOOD SERVICE									321572		16244	
TRANSPORTATION											2082	

THOSE COSTS REPORTED IN THE COLUMN TITLED -SCHOOL INDIRECT- ARE DERIVED FROM TWO SOURCES: A) EXPENDITURES RECORDED BY SCHOOL AND B) SCHOOL LEVEL EXPENDITURES CENTRALLY RECORDED. FUNCTIONALLY DISTRIBUTED, THESE COSTS ARE AS REPORTED BELOW.

6100 PUPIL PERSONNEL	857	6400 INSTR STAFF TRAINING	20249	7700 CENTRAL SERVICES
6200 INSTRUCTIONAL MEDIA		7300 SCHOOL ADMINISTRATION		7900 OPERATION OF PLANT
6300 INSTR & CURR DEVLPMNT	45082	7400 FACILITIES ACQ-CONSTR		8100 MAINTENANCE OF PLANT
				8200 ADMIN. TECH. SERVICES
				6500 INSTR. TECH. SERVICES

FUND- 4
 SCHL- 0241 SILVER SANDS SCHOOL

PROGRAM CATEGORY	NBR	DIRECT						TOTAL DIRECT	SCHOOL INDIRECT	SCHOOL COST	DISTRICT INDIRECT	TOTAL
		SALARIES	BENEFITS	PURCHASED SERVICES	MATERIAL SUPPLIES	OTHER EXPENSES	CAPITAL OUTLAY					
ESE LEVEL 4	254	238854	71285	1512	2459	810	2695	317618	22072	339691	35012	374703
ESE LEVEL 5	255	115503	34471	731	1189	392	1303	153591	10673	164265	16930	181196
ESE		354357	105757	2244	3648	1202	3999	471210	32745	503956	51943	555899
TOTAL FOR FEFP		354357	105757	2244	3648	1202	3999	471210	32745	503956	51943	555899
FOOD SERVICE									81686		3328	
TRANSPORTATION											1037	

THOSE COSTS REPORTED IN THE COLUMN TITLED -SCHOOL INDIRECT- ARE DERIVED FROM TWO SOURCES: A) EXPENDITURES RECORDED BY SCHOOL AND B) SCHOOL LEVEL EXPENDITURES CENTRALLY RECORDED. FUNCTIONALLY DISTRIBUTED, THESE COSTS ARE AS REPORTED BELOW.

6100 PUPIL PERSONNEL	8046	6400 INSTR STAFF TRAINING	7700 CENTRAL SERVICES
6200 INSTRUCTIONAL MEDIA		7300 SCHOOL ADMINISTRATION	7900 OPERATION OF PLANT
6300 INSTR & CURR DEVLPMNT	24698	7400 FACILITIES ACQ-CONSTR	8100 MAINTENANCE OF PLANT
			8200 ADMIN. TECH. SERVICES
			6500 INSTR. TECH. SERVICES

FUND- 4
 SCHL- 0251 RIVERSIDE ELEMENTARY

PROGRAM CATEGORY	NBR	DIRECT						TOTAL DIRECT	SCHOOL INDIRECT	SCHOOL COST	DISTRICT INDIRECT	TOTAL
		SALARIES	BENEFITS	PURCHASED SERVICES	MATERIAL SUPPLIES	OTHER EXPENSES	CAPITAL OUTLAY					
K-3 BASIC	101	122924	25423	38443	5056	341	19445	211635	47390	259025	26838	285863
4-8 BASIC	102	24383	8453	12783	1681	113	6465	53880	15757	69638	8924	78562
BASIC		147307	33877	51226	6737	455	25911	265516	63148	328664	35762	364426
ESOL	130	563	764	1155	151	10	584	3229	1424	4654	806	5460
ESOL		563	764	1155	151	10	584	3229	1424	4654	806	5460
PK-3 BASIC W/ES	111	82661	27237	7607	1811	399	4168	123886	15725	139611	17255	156866
4-8 BASIC W/ESE	112	33254	14397	4020	957	211	2203	55044	8311	63356	9120	72477
ESE LEVEL 4	254	5209	780	217	51	11	119	6390	450	6841	494	7335
ESE		121126	42415	11846	2820	621	6491	185321	24487	209809	26870	236679
TOTAL FOR FEFP		268997	77056	64228	9710	1087	32987	454067	89059	543127	63439	606566
FOOD SERVICE										334886		19739
TRANSPORTATION										149		2320

THOSE COSTS REPORTED IN THE COLUMN TITLED -SCHOOL INDIRECT- ARE DERIVED FROM TWO SOURCES: A) EXPENDITURES RECORDED BY SCHOOL AND B) SCHOOL LEVEL EXPENDITURES CENTRALLY RECORDED. FUNCTIONALLY DISTRIBUTED, THESE COSTS ARE AS REPORTED BELOW.

6100 PUPIL PERSONNEL	4046	6400 INSTR STAFF TRAINING	33500	7700 CENTRAL SERVICES
6200 INSTRUCTIONAL MEDIA		7300 SCHOOL ADMINISTRATION		7900 OPERATION OF PLANT
6300 INSTR & CURR DEVLPMNT	51511	7400 FACILITIES ACQ-CONSTR		8100 MAINTENANCE OF PLANT
				8200 ADMIN. TECH. SERVICES
				6500 INSTR. TECH. SERVICES

FUND- 4
 SCHL- 0271 PRYOR MIDDLE SCHOOL

PROGRAM CATEGORY	NBR	DIRECT						TOTAL DIRECT	SCHOOL INDIRECT	SCHOOL COST	DISTRICT INDIRECT	TOTAL
		SALARIES	BENEFITS	PURCHASED SERVICES	MATERIAL SUPPLIES	OTHER EXPENSES	CAPITAL OUTLAY					
4-8 BASIC	102	186	13	30	440	283	5663	6618	6618	7666	14285	
BASIC		186	13	30	440	283	5663	6618	6618	7666	14285	
ESOL	130	3			8	5	111	130		130	282	
ESOL		3			8	5	111	130		130	282	
4-8 BASIC W/ESE 112		282	40	750	1219	338	2310	4942	33171	38113	55474	
ESE		282	40	750	1219	338	2310	4942	33171	38113	55474	
TOTAL FOR FEFP		473	54	781	1668	627	8086	11691	33171	44862	70041	
FOOD SERVICE									216490		13122	
TRANSPORTATION											729	

THOSE COSTS REPORTED IN THE COLUMN TITLED -SCHOOL INDIRECT- ARE DERIVED FROM TWO SOURCES: A) EXPENDITURES RECORDED BY SCHOOL AND B) SCHOOL LEVEL EXPENDITURES CENTRALLY RECORDED. FUNCTIONALLY DISTRIBUTED, THESE COSTS ARE AS REPORTED BELOW.

6100 PUPIL PERSONNEL	16092	6400 INSTR STAFF TRAINING	7700 CENTRAL SERVICES
6200 INSTRUCTIONAL MEDIA		7300 SCHOOL ADMINISTRATION	7900 OPERATION OF PLANT
6300 INSTR & CURR DEVLPMNT	17079	7400 FACILITIES ACQ-CONSTR	8100 MAINTENANCE OF PLANT
			8200 ADMIN. TECH. SERVICES
			6500 INSTR. TECH. SERVICES

FUND- 4
 SCHL- 0281 WRIGHT ELEMENTARY

PROGRAM CATEGORY	NBR	DIRECT						TOTAL DIRECT	SCHOOL INDIRECT	SCHOOL COST	DISTRICT INDIRECT	TOTAL
		SALARIES	BENEFITS	PURCHASED SERVICES	MATERIAL SUPPLIES	OTHER EXPENSES	CAPITAL OUTLAY					
K-3 BASIC	101	60712	18127	24432	8446	307	27982	140007	20605	160613	16017	176631
4-8 BASIC	102	42665	8007	10791	3731	135	12359	77691	9101	86793	7075	93868
BASIC		103377	26134	35223	12177	443	40342	217699	29707	247406	23092	270499
ESOL	130	7807	3140	4232	1463	53	4848	21546	3570	25116	2775	27891
ESOL		7807	3140	4232	1463	53	4848	21546	3570	25116	2775	27891
PK-3 BASIC W/ES	111	20490	7261	5670	2440	351	6450	42664	17230	59895	12137	72032
4-8 BASIC W/ESE	112	49091	7369	5754	2476	356	6545	71594	17485	89080	12317	101397
ESE LEVEL 4	254	701	248	194	83	12	220	1461	590	2051	415	2467
ESE LEVEL 5	255	5500	1949	1522	655	94	1731	11453	4625	16079	3258	19337
ESE		75784	16829	13141	5655	814	14948	127174	39932	167106	28128	195235
TOTAL FOR FEFP		186970	46104	52598	19297	1311	60138	366419	73209	439629	53996	493626
FOOD SERVICE									304801		13943	
TRANSPORTATION											1812	

THOSE COSTS REPORTED IN THE COLUMN TITLED -SCHOOL INDIRECT- ARE DERIVED FROM TWO SOURCES: A) EXPENDITURES RECORDED BY SCHOOL AND B) SCHOOL LEVEL EXPENDITURES CENTRALLY RECORDED. FUNCTIONALLY DISTRIBUTED, THESE COSTS ARE AS REPORTED BELOW.

6100 PUPIL PERSONNEL	4370	6400 INSTR STAFF TRAINING	15733	7700 CENTRAL SERVICES
6200 INSTRUCTIONAL MEDIA		7300 SCHOOL ADMINISTRATION		7900 OPERATION OF PLANT
6300 INSTR & CURR DEVLPMNT	53104	7400 FACILITIES ACQ-CONSTR		8100 MAINTENANCE OF PLANT
				8200 ADMIN. TECH. SERVICES
				6500 INSTR. TECH. SERVICES

FUND- 4
 SCHL- 0431 SHALIMAR ELEMENTARY

PROGRAM CATEGORY	NBR	DIRECT						TOTAL DIRECT	SCHOOL INDIRECT	SCHOOL COST	DISTRICT INDIRECT	TOTAL
		SALARIES	BENEFITS	PURCHASED SERVICES	MATERIAL SUPPLIES	OTHER EXPENSES	CAPITAL OUTLAY					
K-3 BASIC	101	93619	27675	24459	5251	368	2548	153923	40101	194024	17273	211298
4-8 BASIC	102	47321	10689	9447	2028	142	984	70614	15489	86103	6672	92775
BASIC		140941	38365	33906	7279	510	3533	224537	55590	280128	23946	304074
ESOL	130	2593	1537	1358	291	20	141	5943	2227	8171	959	9130
ESOL		2593	1537	1358	291	20	141	5943	2227	8171	959	9130
PK-3 BASIC W/ES 111		38158	11795	8326	2629	712	1489	63111	32241	95352	19089	114442
4-8 BASIC W/ESE 112		16978	5554	3920	1238	335	701	28728	15181	43909	8988	52898
ESE		55137	17349	12247	3868	1047	2190	91839	47422	139262	28078	167340
TOTAL FOR FEFP		198672	57252	47512	11439	1578	5865	322320	105240	427561	52983	480545
FOOD SERVICE									213801		12991	
TRANSPORTATION											1766	

THOSE COSTS REPORTED IN THE COLUMN TITLED -SCHOOL INDIRECT- ARE DERIVED FROM TWO SOURCES: A) EXPENDITURES RECORDED BY SCHOOL AND B) SCHOOL LEVEL EXPENDITURES CENTRALLY RECORDED. FUNCTIONALLY DISTRIBUTED, THESE COSTS ARE AS REPORTED BELOW.

6100 PUPIL PERSONNEL	16792	6400 INSTR STAFF TRAINING	25070	7700 CENTRAL SERVICES
6200 INSTRUCTIONAL MEDIA		7300 SCHOOL ADMINISTRATION		7900 OPERATION OF PLANT
6300 INSTR & CURR DEVLPMNT	63376	7400 FACILITIES ACQ-CONSTR		8100 MAINTENANCE OF PLANT
				8200 ADMIN. TECH. SERVICES
				6500 INSTR. TECH. SERVICES

FUND- 4
 SCHL- 0541 ELLIOTT POINT ELEMENTARY

PROGRAM CATEGORY	NBR	PURCHASED						TOTAL		SCHOOL INDIRECT	SCHOOL COST	DISTRICT INDIRECT	TOTAL
		SALARIES	BENEFITS	SERVICES	MATERIAL SUPPLIES	OTHER EXPENSES	CAPITAL OUTLAY	DIRECT	INDIRECT				
K-3 BASIC	101	152085	26699	30586	7234	4583	18218	239409	29716	269126	19446	288572	
4-8 BASIC	102	15060	7990	9154	2165	1371	5452	41196	8893	50090	5820	55910	
BASIC		167146	34690	39741	9399	5955	23671	280606	38610	319216	25266	344483	
ESOL	130	10203	2227	2551	603	382	1519	17487	2478	19966	1622	21588	
ESOL		10203	2227	2551	603	382	1519	17487	2478	19966	1622	21588	
PK-3 BASIC W/ES	111	67841	18887	8507	2779	1514	5341	104870	24208	129079	17699	146778	
4-8 BASIC W/ESE	112	27300	9124	4110	1342	731	2580	45188	11695	56884	8550	65434	
ESE LEVEL 4	254	4466	1492	672	219	119	422	7392	1913	9306	1398	10705	
ESE		99607	29504	13290	4342	2365	8343	157452	37817	195269	27648	222918	
TOTAL FOR FEFP		276957	66421	55582	14345	8703	33534	455545	78906	534452	54536	588989	
FOOD SERVICE										268599		14352	
TRANSPORTATION										1916		1883	

THOSE COSTS REPORTED IN THE COLUMN TITLED -SCHOOL INDIRECT- ARE DERIVED FROM TWO SOURCES: A) EXPENDITURES RECORDED BY SCHOOL AND B) SCHOOL LEVEL EXPENDITURES CENTRALLY RECORDED. FUNCTIONALLY DISTRIBUTED, THESE COSTS ARE AS REPORTED BELOW.

6100 PUPIL PERSONNEL	10017	6400 INSTR STAFF TRAINING	35069	7700 CENTRAL SERVICES
6200 INSTRUCTIONAL MEDIA		7300 SCHOOL ADMINISTRATION		7900 OPERATION OF PLANT
6300 INSTR & CURR DEVLPMNT	33818	7400 FACILITIES ACQ-CONSTR		8100 MAINTENANCE OF PLANT
				8200 ADMIN. TECH. SERVICES
				6500 INSTR. TECH. SERVICES

FUND- 4
 SCHL- 0561 MARY ESTHER ELEMENTARY

PROGRAM CATEGORY	NBR	DIRECT						TOTAL DIRECT	SCHOOL INDIRECT	SCHOOL COST	DISTRICT INDIRECT	TOTAL
		SALARIES	BENEFITS	PURCHASED SERVICES	MATERIAL SUPPLIES	OTHER EXPENSES	CAPITAL OUTLAY					
K-3 BASIC	101	126121	30802	25956	21621	499	26870	231871	58046	289917	18331	308248
4-8 BASIC	102	23169	9823	8278	6895	159	8569	56896	18512	75408	5846	81255
BASIC		149291	40625	34234	28517	658	35439	288767	76558	365326	24177	389503
ESOL	130	3351	2108	1776	1480	34	1839	10590	3973	14564	1254	15819
ESOL		3351	2108	1776	1480	34	1839	10590	3973	14564	1254	15819
PK-3 BASIC W/ES	111	22227	11434	8092	7160	415	8542	57874	28847	86721	18553	105274
4-8 BASIC W/ESE	112	8259	4026	2849	2521	146	3008	20812	10158	30971	6533	37505
ESE LEVEL 4	254	2124	1237	876	775	45	924	5983	3122	9106	2008	11114
ESE		32612	16699	11818	10457	607	12476	84670	42128	126799	27095	153894
TOTAL FOR FEFP		185254	59433	47830	40454	1300	49755	384028	122660	506689	52527	559217
FOOD SERVICE										265502		13395
TRANSPORTATION										1239		1646

THOSE COSTS REPORTED IN THE COLUMN TITLED -SCHOOL INDIRECT- ARE DERIVED FROM TWO SOURCES: A) EXPENDITURES RECORDED BY SCHOOL AND B) SCHOOL LEVEL EXPENDITURES CENTRALLY RECORDED. FUNCTIONALLY DISTRIBUTED, THESE COSTS ARE AS REPORTED BELOW.

6100 PUPIL PERSONNEL	4027	6400 INSTR STAFF TRAINING	37196	7700 CENTRAL SERVICES
6200 INSTRUCTIONAL MEDIA		7300 SCHOOL ADMINISTRATION		7900 OPERATION OF PLANT
6300 INSTR & CURR DEVLPMNT	81435	7400 FACILITIES ACQ-CONSTR		8100 MAINTENANCE OF PLANT
				8200 ADMIN. TECH. SERVICES
				6500 INSTR. TECH. SERVICES

FUND- 4
 SCHL- 0571 PLEW ELEMENTARY

PROGRAM CATEGORY	NBR	DIRECT						TOTAL DIRECT	SCHOOL INDIRECT	SCHOOL COST	DISTRICT INDIRECT	TOTAL
		SALARIES	BENEFITS	PURCHASED SERVICES	MATERIAL SUPPLIES	OTHER EXPENSES	CAPITAL OUTLAY					
K-3 BASIC	101	155	11	25	435	235	1733	2597	16645	19243	6384	25628
4-8 BASIC	102	73	5	11	205	111	816	1223	7841	9064	3007	12072
BASIC		228	17	37	641	346	2549	3820	24487	28308	9392	37700
ESOL	130	1			3	1	13	20	131	152	50	202
ESOL		1			3	1	13	20	131	152	50	202
PK-3 BASIC W/ES	111	235	33	624	1033	281	1112	3320	20458	23779	14444	38224
4-8 BASIC W/ESE	112	137	19	364	603	164	649	1940	11952	13892	8439	22331
ESE LEVEL 5	255	3		8	14	3	15	46	285	331	201	532
ESE		376	54	997	1651	450	1777	5307	32696	38003	23085	61088
TOTAL FOR FEFP		606	71	1034	2295	799	4340	9148	57314	66463	32528	98991
FOOD SERVICE									241605		15884	
TRANSPORTATION											870	

THOSE COSTS REPORTED IN THE COLUMN TITLED -SCHOOL INDIRECT- ARE DERIVED FROM TWO SOURCES: A) EXPENDITURES RECORDED BY SCHOOL AND B) SCHOOL LEVEL EXPENDITURES CENTRALLY RECORDED. FUNCTIONALLY DISTRIBUTED, THESE COSTS ARE AS REPORTED BELOW.

6100 PUPIL PERSONNEL	7932	6400 INSTR STAFF TRAINING	7700 CENTRAL SERVICES
6200 INSTRUCTIONAL MEDIA		7300 SCHOOL ADMINISTRATION	7900 OPERATION OF PLANT
6300 INSTR & CURR DEVLPMNT	49381	7400 FACILITIES ACQ-CONSTR	8100 MAINTENANCE OF PLANT
			8200 ADMIN. TECH. SERVICES
			6500 INSTR. TECH. SERVICES

FUND- 4
 SCHL- 0581 CHOCTAWHATCHEE HIGH

PROGRAM CATEGORY	NBR	DIRECT						TOTAL DIRECT	SCHOOL INDIRECT	SCHOOL COST	DISTRICT INDIRECT	TOTAL
		SALARIES	BENEFITS	PURCHASED SERVICES	MATERIAL SUPPLIES	OTHER EXPENSES	CAPITAL OUTLAY					
9-12 BASIC	103	978	102	77	5486	721	12717	20083		20083	19524	39608
BASIC		978	102	77	5486	721	12717	20083		20083	19524	39608
ESOL	130	14	1	1	80	10	186	294		294	286	581
ESOL		14	1	1	80	10	186	294		294	286	581
9-12 BASIC W/ES	113	42789	19323	1646	3699	743	4671	72874	60275	133149	38113	171263
ESE LEVEL 4	254	390	176	15	33	6	42	664	549	1214	347	1562
ESE LEVEL 5	255	1761	795	67	152	30	192	2999	2481	5480	1568	7049
ESE		44941	20295	1729	3885	781	4906	76539	63305	139845	40030	179875
VOCATIONAL, 6-12	300	62	6	4	352	46	816	1288		1288	1252	2541
VOCATIONAL PGM		62	6	4	352	46	816	1288		1288	1252	2541
TOTAL FOR FEFP		45996	20405	1813	9804	1559	18627	98206	63305	161512	61094	222606
FOOD SERVICE									366439		37488	
TRANSPORTATION											1991	

THOSE COSTS REPORTED IN THE COLUMN TITLED -SCHOOL INDIRECT- ARE DERIVED FROM TWO SOURCES: A) EXPENDITURES RECORDED BY SCHOOL AND B) SCHOOL LEVEL EXPENDITURES CENTRALLY RECORDED. FUNCTIONALLY DISTRIBUTED, THESE COSTS ARE AS REPORTED BELOW.

6100 PUPIL PERSONNEL	12069	6400 INSTR STAFF TRAINING	7700 CENTRAL SERVICES
6200 INSTRUCTIONAL MEDIA		7300 SCHOOL ADMINISTRATION	7900 OPERATION OF PLANT
6300 INSTR & CURR DEVLPMNT	51235	7400 FACILITIES ACQ-CONSTR	8100 MAINTENANCE OF PLANT
			8200 ADMIN. TECH. SERVICES
			6500 INSTR. TECH. SERVICES

FUND- 4
 SCHL- 0601 CRESTVIEW SENIOR HIGH

PROGRAM CATEGORY	NBR	DIRECT						TOTAL DIRECT	SCHOOL INDIRECT	SCHOOL COST	DISTRICT INDIRECT	TOTAL
		SALARIES	BENEFITS	PURCHASED SERVICES	MATERIAL SUPPLIES	OTHER EXPENSES	CAPITAL OUTLAY					
9-12 BASIC	103	992	101	2002	12231	763	18223	34313	34313	20661	54975	
BASIC		992	101	2002	12231	763	18223	34313	34313	20661	54975	
ESOL	130	6		12	77	4	115	218	218	131	349	
ESOL		6		12	77	4	115	218	218	131	349	
9-12 BASIC W/ES	113	84036	39759	2084	5152	3640	5761	140434	50389	190824	229173	
ESE LEVEL 4	254	922	436	22	56	39	63	1541	552	2093	2514	
ESE LEVEL 5	255	2225	1052	55	136	96	152	3718	1334	5052	6068	
ESE		87183	41248	2162	5345	3776	5977	145694	52276	197971	237756	
VOCATIONAL, 6-12	300	124	12	250	1529	95	2279	4291		4291	6875	
VOCATIONAL PGM		124	12	250	1529	95	2279	4291		4291	6875	
TOTAL FOR FEFP		88306	41363	4427	19184	4639	26595	184517	52276	236794	299957	
FOOD SERVICE									606019		41365	
TRANSPORTATION											1973	

THOSE COSTS REPORTED IN THE COLUMN TITLED -SCHOOL INDIRECT- ARE DERIVED FROM TWO SOURCES: A) EXPENDITURES RECORDED BY SCHOOL AND B) SCHOOL LEVEL EXPENDITURES CENTRALLY RECORDED. FUNCTIONALLY DISTRIBUTED, THESE COSTS ARE AS REPORTED BELOW.

6100 PUPIL PERSONNEL	2271	6400 INSTR STAFF TRAINING	7700 CENTRAL SERVICES
6200 INSTRUCTIONAL MEDIA		7300 SCHOOL ADMINISTRATION	7900 OPERATION OF PLANT
6300 INSTR & CURR DEVLPMNT	50004	7400 FACILITIES ACQ-CONSTR	8100 MAINTENANCE OF PLANT
			8200 ADMIN. TECH. SERVICES
			6500 INSTR. TECH. SERVICES

FUND- 4
 SCHL- 0621 KENWOOD ELEMENTARY

PROGRAM CATEGORY	NBR	DIRECT						TOTAL DIRECT	SCHOOL INDIRECT	SCHOOL COST	DISTRICT INDIRECT	TOTAL
		SALARIES	BENEFITS	PURCHASED SERVICES	MATERIAL SUPPLIES	OTHER EXPENSES	CAPITAL OUTLAY					
K-3 BASIC	101	125502	15716	28273	858	1942	5540	177832	27397	205230	18216	223446
4-8 BASIC	102	8881	4973	8946	271	614	1753	25441	8669	34110	5764	39874
BASIC		134383	20689	37219	1130	2556	7293	203273	36066	239340	23981	263321
ESOL	130	571	320	575	17	39	112	1637	558	2195	371	2566
ESOL		571	320	575	17	39	112	1637	558	2195	371	2566
PK-3 BASIC W/ES	111	87215	36998	11343	1551	1415	2924	141449	29280	170729	23893	194622
4-8 BASIC W/ESE	112	37250	15802	4844	662	604	1249	60414	12506	72920	10204	83125
ESE LEVEL 4	254	12744	5406	1657	226	206	427	20670	4278	24949	3491	28440
ESE LEVEL 5	255	1784	756	232	31	28	59	2893	598	3492	488	3981
ESE		138995	58964	18078	2472	2255	4660	225427	46664	272091	38078	310170
TOTAL FOR FEFP		273951	79974	55873	3620	4851	12066	430338	83288	513627	62430	576058
FOOD SERVICE									229178		13877	
TRANSPORTATION											1882	

THOSE COSTS REPORTED IN THE COLUMN TITLED -SCHOOL INDIRECT- ARE DERIVED FROM TWO SOURCES: A) EXPENDITURES RECORDED BY SCHOOL AND B) SCHOOL LEVEL EXPENDITURES CENTRALLY RECORDED. FUNCTIONALLY DISTRIBUTED, THESE COSTS ARE AS REPORTED BELOW.

6100 PUPIL PERSONNEL	3310	6400 INSTR STAFF TRAINING	21430	7700 CENTRAL SERVICES
6200 INSTRUCTIONAL MEDIA		7300 SCHOOL ADMINISTRATION		7900 OPERATION OF PLANT
6300 INSTR & CURR DEVLPMNT	58546	7400 FACILITIES ACQ-CONSTR		8100 MAINTENANCE OF PLANT
				8200 ADMIN. TECH. SERVICES
				6500 INSTR. TECH. SERVICES

FUND- 4
 SCHL- 0631 FLOROSA ELEMENTARY SCHOOL

PROGRAM CATEGORY	NBR	DIRECT						TOTAL DIRECT	SCHOOL INDIRECT	SCHOOL COST	DISTRICT INDIRECT	TOTAL
		SALARIES	BENEFITS	PURCHASED SERVICES	MATERIAL SUPPLIES	OTHER EXPENSES	CAPITAL OUTLAY					
K-3 BASIC	101	104057	16207	26392	18175	440	19604	184878	56897	241776	17642	259419
4-8 BASIC	102	4334	4704	7660	5275	127	5690	27793	16515	44308	5120	49429
BASIC		108392	20912	34053	23451	567	25295	212672	73412	286085	22763	308849
ESOL	130	663	719	1172	807	19	870	4252	2526	6779	783	7563
ESOL		663	719	1172	807	19	870	4252	2526	6779	783	7563
PK-3 BASIC W/ES	111	49223	27493	8718	6528	386	6672	99023	29459	128483	18999	147483
4-8 BASIC W/ESE	112	18631	8222	2607	1952	115	1995	33525	8810	42336	5682	48019
ESE LEVEL 4	254	3249	1377	436	327	19	334	5745	1476	7222	952	8174
ESE LEVEL 5	255	379	215	68	51	3	52	769	230	1000	148	1149
ESE		71483	37310	11831	8859	525	9054	139064	39978	179043	25783	204826
TOTAL FOR FEFP		180539	58942	47056	33118	1112	35220	355990	115917	471908	49330	521238
FOOD SERVICE									200672		12418	
TRANSPORTATION											1568	

THOSE COSTS REPORTED IN THE COLUMN TITLED -SCHOOL INDIRECT- ARE DERIVED FROM TWO SOURCES: A) EXPENDITURES RECORDED BY SCHOOL AND B) SCHOOL LEVEL EXPENDITURES CENTRALLY RECORDED. FUNCTIONALLY DISTRIBUTED, THESE COSTS ARE AS REPORTED BELOW.

6100 PUPIL PERSONNEL	10962	6400 INSTR STAFF TRAINING	26269	7700 CENTRAL SERVICES
6200 INSTRUCTIONAL MEDIA		7300 SCHOOL ADMINISTRATION		7900 OPERATION OF PLANT
6300 INSTR & CURR DEVLPMNT	78684	7400 FACILITIES ACQ-CONSTR		8100 MAINTENANCE OF PLANT
				8200 ADMIN. TECH. SERVICES
				6500 INSTR. TECH. SERVICES

FUND- 4
 SCHL- 0641 FORT WALTON BEACH HIGH

PROGRAM CATEGORY	NBR	DIRECT						TOTAL DIRECT	SCHOOL INDIRECT	SCHOOL COST	DISTRICT INDIRECT	TOTAL
		SALARIES	BENEFITS	PURCHASED SERVICES	MATERIAL SUPPLIES	OTHER EXPENSES	CAPITAL OUTLAY					
9-12 BASIC	103	512	38	2867	5574	776	37677	47445	1625	49071	21020	70091
BASIC		512	38	2867	5574	776	37677	47445	1625	49071	21020	70091
ESOL	130	5		28	55	7	374	471	16	487	208	696
ESOL		5		28	55	7	374	471	16	487	208	696
9-12 BASIC W/ES	113	437	62	1585	2553	523	6962	12125	50843	62969	26833	89803
ESE LEVEL 5	255	6		23	37	7	102	178	749	928	395	1324
ESE		443	63	1609	2591	531	7065	12304	51593	63897	27229	91127
VOCATIONAL,6-12	300	33	2	186	362	50	2450	3085	105	3190	1366	4557
VOCATIONAL PGM		33	2	186	362	50	2450	3085	105	3190	1366	4557
TOTAL FOR FEFP		994	105	4691	8583	1365	47566	63306	53340	116647	49825	166473
FOOD SERVICE									318002		38429	
TRANSPORTATION											1345	

THOSE COSTS REPORTED IN THE COLUMN TITLED -SCHOOL INDIRECT- ARE DERIVED FROM TWO SOURCES: A) EXPENDITURES RECORDED BY SCHOOL AND B) SCHOOL LEVEL EXPENDITURES CENTRALLY RECORDED. FUNCTIONALLY DISTRIBUTED, THESE COSTS ARE AS REPORTED BELOW.

6100 PUPIL PERSONNEL	1073	6400 INSTR STAFF TRAINING	7700 CENTRAL SERVICES
6200 INSTRUCTIONAL MEDIA		7300 SCHOOL ADMINISTRATION	7900 OPERATION OF PLANT
6300 INSTR & CURR DEVLPMNT	52266	7400 FACILITIES ACQ-CONSTR	8100 MAINTENANCE OF PLANT
			8200 ADMIN. TECH. SERVICES
			6500 INSTR. TECH. SERVICES

FUND- 4
 SCHL- 0651 BRUNER MIDDLE SCHOOL

PROGRAM CATEGORY	NBR	DIRECT						TOTAL DIRECT	SCHOOL INDIRECT	SCHOOL COST	DISTRICT INDIRECT	TOTAL
		SALARIES	BENEFITS	PURCHASED SERVICES	MATERIAL SUPPLIES	OTHER EXPENSES	CAPITAL OUTLAY					
4-8 BASIC	102	245	22	40	1396	708	4961	7375	7375	10094	17470	
BASIC		245	22	40	1396	708	4961	7375	7375	10094	17470	
ESOL	130	7		1	40	20	145	215	215	295	510	
ESOL		7		1	40	20	145	215	215	295	510	
4-8 BASIC W/ESE 112		194668	49970	1091	2018	904	2611	251264	19004	270268	295522	
ESE		194668	49970	1091	2018	904	2611	251264	19004	270268	295522	
TOTAL FOR FEFP		194921	49994	1132	3456	1633	7718	258856	19004	277860	313503	
FOOD SERVICE									313403		18866	
TRANSPORTATION									335		1022	

THOSE COSTS REPORTED IN THE COLUMN TITLED -SCHOOL INDIRECT- ARE DERIVED FROM TWO SOURCES: A) EXPENDITURES RECORDED BY SCHOOL AND B) SCHOOL LEVEL EXPENDITURES CENTRALLY RECORDED. FUNCTIONALLY DISTRIBUTED, THESE COSTS ARE AS REPORTED BELOW.

6100 PUPIL PERSONNEL	1639	6400 INSTR STAFF TRAINING	7700 CENTRAL SERVICES
6200 INSTRUCTIONAL MEDIA		7300 SCHOOL ADMINISTRATION	7900 OPERATION OF PLANT
6300 INSTR & CURR DEVLPMNT	17365	7400 FACILITIES ACQ-CONSTR	8100 MAINTENANCE OF PLANT
			8200 ADMIN. TECH. SERVICES
			6500 INSTR. TECH. SERVICES

FUND- 4
 SCHL- 0671 LEWIS MIDDLE SCHOOL

PROGRAM CATEGORY	NBR	DIRECT						TOTAL DIRECT	SCHOOL INDIRECT	SCHOOL COST	DISTRICT INDIRECT	TOTAL
		SALARIES	BENEFITS	PURCHASED SERVICES	MATERIAL SUPPLIES	OTHER EXPENSES	CAPITAL OUTLAY					
K-3 BASIC	101	55	4	8	223	83	1326	1701	1701	2259	3960	
4-8 BASIC	102	151	11	24	615	230	3656	4689	4689	6228	10918	
BASIC		206	15	33	838	313	4982	6390	6390	8488	14878	
ESOL	130	2			11	4	69	89	89	118	207	
ESOL		2			11	4	69	89	89	118	207	
PK-3 BASIC W/ES	111	58267	26875	556	967	282	1478	88427	17858	106286	119158	
4-8 BASIC W/ESE	112	103096	47552	983	1712	500	2615	156461	31599	188060	210834	
ESE LEVEL 4	254	5611	2588	53	93	27	142	8515	1719	10235	11475	
ESE		166975	77015	1593	2773	810	4236	253405	51177	304583	341468	
TOTAL FOR FEFP		167184	77031	1627	3624	1128	9288	259885	51177	311063	356554	
FOOD SERVICE									335413		14217	
TRANSPORTATION											1003	

THOSE COSTS REPORTED IN THE COLUMN TITLED -SCHOOL INDIRECT- ARE DERIVED FROM TWO SOURCES: A) EXPENDITURES RECORDED BY SCHOOL AND B) SCHOOL LEVEL EXPENDITURES CENTRALLY RECORDED. FUNCTIONALLY DISTRIBUTED, THESE COSTS ARE AS REPORTED BELOW.

6100 PUPIL PERSONNEL	10510	6400 INSTR STAFF TRAINING	7700 CENTRAL SERVICES
6200 INSTRUCTIONAL MEDIA		7300 SCHOOL ADMINISTRATION	7900 OPERATION OF PLANT
6300 INSTR & CURR DEVLPMNT	40666	7400 FACILITIES ACQ-CONSTR	8100 MAINTENANCE OF PLANT
			8200 ADMIN. TECH. SERVICES
			6500 INSTR. TECH. SERVICES

FUND- 4
 SCHL- 0681 LONGWOOD ELEMENTARY SCHOOL

PROGRAM CATEGORY	NBR	PURCHASED					DIRECT			SCHOOL INDIRECT	SCHOOL COST	DISTRICT INDIRECT	TOTAL
		SALARIES	BENEFITS	SERVICES	MATERIAL SUPPLIES	OTHER EXPENSES	CAPITAL OUTLAY	TOTAL DIRECT					
K-3 BASIC	101	143067	23876	22997	1616	205	2379	194142	26023	220165	16126	236292	
4-8 BASIC	102	43443	8889	8562	601	76	885	62459	9688	72147	6004	78151	
BASIC		186510	32766	31560	2217	281	3265	256601	35711	292313	22130	314444	
ESOL	130	6627	4381	4219	296	37	436	15999	4774	20773	2959	23732	
ESOL		6627	4381	4219	296	37	436	15999	4774	20773	2959	23732	
PK-3 BASIC W/ES	111	150397	49333	6878	1253	600	1222	209685	14928	224614	15665	240279	
4-8 BASIC W/ESE	112	116294	24520	3418	622	298	607	145762	7420	153182	7786	160969	
ESE LEVEL 4	254	14169	2857	398	72	34	70	17603	864	18467	907	19375	
ESE LEVEL 5	255	471	256	35	6	3	6	779	77	856	81	938	
ESE		281332	76967	10731	1954	937	1906	373830	23291	397121	24440	421562	
TOTAL FOR FEFP		474470	114114	46511	4469	1256	5608	646431	63777	710209	49530	759739	
FOOD SERVICE									220931		12882		
TRANSPORTATION											1660		

THOSE COSTS REPORTED IN THE COLUMN TITLED -SCHOOL INDIRECT- ARE DERIVED FROM TWO SOURCES: A) EXPENDITURES RECORDED BY SCHOOL AND B) SCHOOL LEVEL EXPENDITURES CENTRALLY RECORDED. FUNCTIONALLY DISTRIBUTED, THESE COSTS ARE AS REPORTED BELOW.

6100 PUPIL PERSONNEL	4625	6400 INSTR STAFF TRAINING	19860	7700 CENTRAL SERVICES
6200 INSTRUCTIONAL MEDIA		7300 SCHOOL ADMINISTRATION		7900 OPERATION OF PLANT
6300 INSTR & CURR DEVLPMNT	39290	7400 FACILITIES ACQ-CONSTR		8100 MAINTENANCE OF PLANT
				8200 ADMIN. TECH. SERVICES
				6500 INSTR. TECH. SERVICES

FUND- 4
 SCHL- 0701 CHOICE HIGH SCHOOL & TECH CNTR

PROGRAM CATEGORY	NBR	DIRECT							TOTAL DIRECT	SCHOOL INDIRECT	SCHOOL COST	DISTRICT INDIRECT	TOTAL
		SALARIES	BENEFITS	PURCHASED SERVICES	MATERIAL SUPPLIES	OTHER EXPENSES	CAPITAL OUTLAY						
4-8 BASIC	102	10		88	364	15	761	1241	1577	2818	424	3243	
9-12 BASIC	103	57	4	496	2044	87	4268	6959	8848	15808	2378	18186	
BASIC		68	5	584	2409	103	5029	8200	10426	18626	2802	21429	
PK-3 BASIC W/ES	111	3		14	36	4	56	115	634	750	217	967	
4-8 BASIC W/ESE	112	54	7	225	553	64	863	1769	9717	11486	3325	14812	
9-12 BASIC W/ES	113	170	24	707	1739	203	2713	5558	30529	36088	10447	46535	
ESE LEVEL 5	255	6		26	65	7	102	209	1149	1358	393	1752	
ESE		234	33	974	2394	280	3735	7653	42031	49684	14383	64067	
VOCATIONAL,6-12	300	33	2	284	1172	50	2447	3990	5073	9063	1363	10427	
VOCATIONAL PGM		33	2	284	1172	50	2447	3990	5073	9063	1363	10427	
AGRISCIENCE & N	351	142	17	41	1005	39926	3347	44481	10	44491	139	44630	
BUSINESS EDUCAT	352	284	35	83	2011	79853	6694	88962	20	88983	278	89261	
HEALTH SCIENCE	354	1008	126	294	7136	283279	23748	315594	73	315667	988	316656	
INDUSTRIAL	355	1301	163	380	9207	365488	30640	407181	95	407276	1274	408551	
ADULT PGM		2735	342	799	19361	768547	64429	856218	199	856418	2680	859099	
TOTAL FOR FEFP		3071	384	2643	25338	768982	75641	876063	57730	933794	21230	955025	
FOOD SERVICE									41724		8376		
TRANSPORTATION											772		

THOSE COSTS REPORTED IN THE COLUMN TITLED -SCHOOL INDIRECT- ARE DERIVED FROM TWO SOURCES: A) EXPENDITURES RECORDED BY SCHOOL AND B) SCHOOL LEVEL EXPENDITURES CENTRALLY RECORDED. FUNCTIONALLY DISTRIBUTED, THESE COSTS ARE AS REPORTED BELOW.

- | | | |
|----------------------------|----------------------------------|----------------------------|
| 6100 PUPIL PERSONNEL | 6400 INSTR STAFF TRAINING | 7700 CENTRAL SERVICES |
| 6200 INSTRUCTIONAL MEDIA | 7300 SCHOOL ADMINISTRATION | 7900 OPERATION OF PLANT |
| 6300 INSTR & CURR DEVLPMNT | 57730 7400 FACILITIES ACQ-CONSTR | 8100 MAINTENANCE OF PLANT |
| | | 8200 ADMIN. TECH. SERVICES |
| | | 6500 INSTR. TECH. SERVICES |

FUND- 4
 SCHL- 0731 WALKER ELEMENTARY

PROGRAM CATEGORY	NBR	DIRECT						TOTAL DIRECT	SCHOOL INDIRECT	SCHOOL COST	DISTRICT INDIRECT	TOTAL
		SALARIES	BENEFITS	PURCHASED SERVICES	MATERIAL SUPPLIES	OTHER EXPENSES	CAPITAL OUTLAY					
K-3 BASIC	101	136600	22859	32309	4502	776	14330	211379	39053	250433	19788	270222
4-8 BASIC	102	17766	9467	13381	1864	321	5935	48736	16173	64910	8195	73105
BASIC		154367	32326	45690	6367	1098	20265	260115	55227	315343	27984	343327
ESOL	130	315	168	237	33	5	105	866	287	1154	145	1299
ESOL		315	168	237	33	5	105	866	287	1154	145	1299
PK-3 BASIC W/ES	111	33060	13292	8900	2076	490	4318	62138	27805	89943	17884	107827
4-8 BASIC W/ESE	112	23668	7037	4712	1099	259	2286	39064	14721	53785	9469	63254
ESE LEVEL 4	254	487	246	164	38	9	80	1026	515	1541	331	1873
ESE		57216	20576	13777	3213	759	6685	102228	43041	145270	27685	172955
TOTAL FOR FEFP		211899	53071	59706	9614	1862	27056	363210	98556	461767	55814	517582
FOOD SERVICE									285001		16133	
TRANSPORTATION											2095	

THOSE COSTS REPORTED IN THE COLUMN TITLED -SCHOOL INDIRECT- ARE DERIVED FROM TWO SOURCES: A) EXPENDITURES RECORDED BY SCHOOL AND B) SCHOOL LEVEL EXPENDITURES CENTRALLY RECORDED. FUNCTIONALLY DISTRIBUTED, THESE COSTS ARE AS REPORTED BELOW.

6100 PUPIL PERSONNEL	8374	6400 INSTR STAFF TRAINING	30998	7700 CENTRAL SERVICES
6200 INSTRUCTIONAL MEDIA		7300 SCHOOL ADMINISTRATION		7900 OPERATION OF PLANT
6300 INSTR & CURR DEVLPMNT	59182	7400 FACILITIES ACQ-CONSTR		8100 MAINTENANCE OF PLANT
				8200 ADMIN. TECH. SERVICES
				6500 INSTR. TECH. SERVICES

FUND- 4
 SCHL- 0741 BLUEWATER ELEMENTARY

PROGRAM CATEGORY	NBR	DIRECT						TOTAL DIRECT	SCHOOL INDIRECT	SCHOOL COST	DISTRICT INDIRECT	TOTAL
		SALARIES	BENEFITS	PURCHASED SERVICES	MATERIAL SUPPLIES	OTHER EXPENSES	CAPITAL OUTLAY					
K-3 BASIC	101	184	17	30	14416	498	12518	27666	32307	59973	7574	67547
4-8 BASIC	102	57	5	9	4455	154	3869	8550	9984	18534	2340	20875
BASIC		241	22	39	18872	652	16387	36216	42291	78508	9915	88423
ESOL	130	3			244	8	212	468	547	1016	128	1145
ESOL		3			244	8	212	468	547	1016	128	1145
PK-3 BASIC W/ES 111		37945	14146	882	5955	513	4955	64399	27974	92373	20418	112792
4-8 BASIC W/ESE 112		14030	8017	499	3375	291	2808	29023	15854	44877	11572	56450
ESE		51976	22163	1382	9331	805	7764	93423	43828	137251	31991	169242
TOTAL FOR FEFP		52221	22186	1422	28448	1466	24364	130108	86667	216776	42034	258811
FOOD SERVICE									196395		18458	
TRANSPORTATION											1457	

THOSE COSTS REPORTED IN THE COLUMN TITLED -SCHOOL INDIRECT- ARE DERIVED FROM TWO SOURCES: A) EXPENDITURES RECORDED BY SCHOOL AND B) SCHOOL LEVEL EXPENDITURES CENTRALLY RECORDED. FUNCTIONALLY DISTRIBUTED, THESE COSTS ARE AS REPORTED BELOW.

6100 PUPIL PERSONNEL	7932	6400 INSTR STAFF TRAINING	6940	7700 CENTRAL SERVICES
6200 INSTRUCTIONAL MEDIA		7300 SCHOOL ADMINISTRATION		7900 OPERATION OF PLANT
6300 INSTR & CURR DEVLPMNT	71793	7400 FACILITIES ACQ-CONSTR		8100 MAINTENANCE OF PLANT
				8200 ADMIN. TECH. SERVICES
				6500 INSTR. TECH. SERVICES

FUND- 4
 SCHL- 0751 ANTIOCH ELEMENTARY

PROGRAM CATEGORY	NBR	DIRECT						TOTAL DIRECT	SCHOOL INDIRECT	SCHOOL COST	DISTRICT INDIRECT	TOTAL
		SALARIES	BENEFITS	PURCHASED SERVICES	MATERIAL SUPPLIES	OTHER EXPENSES	CAPITAL OUTLAY					
K-3 BASIC	101	199	20	32	16493	643	15691	33080	35281	68361	8188	76550
4-8 BASIC	102	67	6	10	5541	216	5272	11114	11854	22968	2751	25720
BASIC		266	26	43	22035	859	20963	44195	47135	91330	10940	102270
ESOL	130	1			106	4	100	212	226	439	52	492
ESOL		1			106	4	100	212	226	439	52	492
PK-3 BASIC W/ES 111		138	20	365	2583	207	2323	5639	14900	20540	8471	29011
4-8 BASIC W/ESE 112		128	19	341	2409	193	2166	5258	13894	19153	7899	27053
ESE		266	39	707	4992	401	4490	10898	28795	39693	16370	56064
TOTAL FOR FEFP		534	66	750	27134	1264	25555	55306	76157	131464	27363	158827
FOOD SERVICE									244740		17964	
TRANSPORTATION											632	

THOSE COSTS REPORTED IN THE COLUMN TITLED -SCHOOL INDIRECT- ARE DERIVED FROM TWO SOURCES: A) EXPENDITURES RECORDED BY SCHOOL AND B) SCHOOL LEVEL EXPENDITURES CENTRALLY RECORDED. FUNCTIONALLY DISTRIBUTED, THESE COSTS ARE AS REPORTED BELOW.

6100 PUPIL PERSONNEL	6400 INSTR STAFF TRAINING	6940 7700 CENTRAL SERVICES
6200 INSTRUCTIONAL MEDIA	7300 SCHOOL ADMINISTRATION	7900 OPERATION OF PLANT
6300 INSTR & CURR DEVLPMNT	69216 7400 FACILITIES ACQ-CONSTR	8100 MAINTENANCE OF PLANT
		8200 ADMIN. TECH. SERVICES
		6500 INSTR. TECH. SERVICES

FUND- 4
 SCHL- 0761 DAVIDSON MIDDLE SCHOOL

PROGRAM CATEGORY	NBR	DIRECT						TOTAL DIRECT	SCHOOL INDIRECT	SCHOOL COST	DISTRICT INDIRECT	TOTAL
		SALARIES	BENEFITS	PURCHASED SERVICES	MATERIAL SUPPLIES	OTHER EXPENSES	CAPITAL OUTLAY					
4-8 BASIC	102	266	19	43	628	404	2971	4334	4334	10944	15278	
BASIC		266	19	43	628	404	2971	4334	4334	10944	15278	
4-8 BASIC W/ESE	112	114609	39003	1006	1636	678	1793	158728	16129	174857	23298	198155
ESE LEVEL 4	254	1755	597	15	25	10	27	2430	247	2677	356	3034
ESE LEVEL 5	255	2070	704	18	29	12	32	2866	291	3158	420	3579
ESE		118434	40305	1040	1691	700	1853	164025	16667	180693	24075	204769
TOTAL FOR FEFP		118701	40325	1083	2319	1105	4824	168359	16667	185027	35020	220048
FOOD SERVICE									318846		20333	
TRANSPORTATION											1073	

THOSE COSTS REPORTED IN THE COLUMN TITLED -SCHOOL INDIRECT- ARE DERIVED FROM TWO SOURCES: A) EXPENDITURES RECORDED BY SCHOOL AND B) SCHOOL LEVEL EXPENDITURES CENTRALLY RECORDED. FUNCTIONALLY DISTRIBUTED, THESE COSTS ARE AS REPORTED BELOW.

6100 PUPIL PERSONNEL	6400 INSTR STAFF TRAINING	7700 CENTRAL SERVICES
6200 INSTRUCTIONAL MEDIA	7300 SCHOOL ADMINISTRATION	7900 OPERATION OF PLANT
6300 INSTR & CURR DEVLPMNT	7400 FACILITIES ACQ-CONSTR	8100 MAINTENANCE OF PLANT
		8200 ADMIN. TECH. SERVICES
		6500 INSTR. TECH. SERVICES

FUND- 4
 SCHL- 0771 DESTIN MIDDLE SCHOOL

PROGRAM CATEGORY	NBR	DIRECT						TOTAL DIRECT	SCHOOL INDIRECT	SCHOOL COST	DISTRICT INDIRECT	TOTAL
		SALARIES	BENEFITS	PURCHASED SERVICES	MATERIAL SUPPLIES	OTHER EXPENSES	CAPITAL OUTLAY					
4-8 BASIC	102	202	21	33	850	704	4791	6602	6602	8327	14929	
BASIC		202	21	33	850	704	4791	6602	6602	8327	14929	
ESOL	130	2			10	8	59	81	81	102	183	
ESOL		2			10	8	59	81	81	102	183	
4-8 BASIC W/ESE	112	20263	9840	43788	874	291	1312	76371	14886	91258	11565	102823
ESE LEVEL 5	255	448	217	969	19	6	29	1691	329	2021	256	2277
ESE		20712	10058	44758	893	298	1341	78063	15215	93279	11821	105101
TOTAL FOR FEFP		20918	10080	44792	1754	1011	6191	84747	15215	99963	20251	120214
FOOD SERVICE									239736		13892	
TRANSPORTATION									576		589	

THOSE COSTS REPORTED IN THE COLUMN TITLED -SCHOOL INDIRECT- ARE DERIVED FROM TWO SOURCES: A) EXPENDITURES RECORDED BY SCHOOL AND B) SCHOOL LEVEL EXPENDITURES CENTRALLY RECORDED. FUNCTIONALLY DISTRIBUTED, THESE COSTS ARE AS REPORTED BELOW.

6100 PUPIL PERSONNEL	6400 INSTR STAFF TRAINING	7700 CENTRAL SERVICES
6200 INSTRUCTIONAL MEDIA	7300 SCHOOL ADMINISTRATION	7900 OPERATION OF PLANT
6300 INSTR & CURR DEVLPMNT	15215 7400 FACILITIES ACQ-CONSTR	8100 MAINTENANCE OF PLANT
		8200 ADMIN. TECH. SERVICES
		6500 INSTR. TECH. SERVICES

FUND- 4
 SCHL- 0791 ECCI - NORTH

PROGRAM CATEGORY	NBR	DIRECT						TOTAL DIRECT	SCHOOL INDIRECT	SCHOOL COST	DISTRICT INDIRECT	TOTAL
		SALARIES	BENEFITS	PURCHASED SERVICES	MATERIAL SUPPLIES	OTHER EXPENSES	CAPITAL OUTLAY					
4-8 BASIC	102	18	1	2	43	27	204	298		298	753	1051
9-12 BASIC	103	8		1	19	12	90	132		132	334	466
BASIC		26	1	4	62	40	295	430		430	1087	1518
4-8 BASIC W/ESE	112	9488	4469	74	121	33	133	14320	25440	39761	1728	41490
9-12 BASIC W/ES	113	5961	2808	46	76	21	83	8997	15984	24982	1086	26068
ESE LEVEL 5	255	1280	602	10	16	4	17	1932	3432	5364	233	5597
ESE		16730	7880	131	214	59	234	25250	44856	70107	3048	73156
VOCATIONAL,6-12	300	2			6	4	29	43		43	110	153
VOCATIONAL PGM		2			6	4	29	43		43	110	153
TOTAL FOR FEFP		16759	7882	136	282	103	559	25725	44856	70582	4246	74828
FOOD SERVICE									21745		2183	
TRANSPORTATION											164	

THOSE COSTS REPORTED IN THE COLUMN TITLED -SCHOOL INDIRECT- ARE DERIVED FROM TWO SOURCES: A) EXPENDITURES RECORDED BY SCHOOL AND B) SCHOOL LEVEL EXPENDITURES CENTRALLY RECORDED. FUNCTIONALLY DISTRIBUTED, THESE COSTS ARE AS REPORTED BELOW.

6100 PUPIL PERSONNEL	6400 INSTR STAFF TRAINING	7700 CENTRAL SERVICES
6200 INSTRUCTIONAL MEDIA	7300 SCHOOL ADMINISTRATION	7900 OPERATION OF PLANT
6300 INSTR & CURR DEVLPMNT	44856 7400 FACILITIES ACQ-CONSTR	8100 MAINTENANCE OF PLANT
		8200 ADMIN. TECH. SERVICES
		6500 INSTR. TECH. SERVICES

FUND- 4
 SCHL- 0801 RICHBOURG SCHOOL

----- PROGRAM -----		----- DIRECT -----							SCHOOL	SCHOOL	DISTRICT	TOTAL
CATEGORY	NBR	SALARIES	BENEFITS	PURCHASED SERVICES	MATERIAL SUPPLIES	OTHER EXPENSES	CAPITAL OUTLAY	TOTAL DIRECT	INDIRECT	COST	INDIRECT	TOTAL
PK-3 BASIC W/ES	111	8947	3125	29	48	30	53	12236	541	12778	692	13471
9-12 BASIC W/ES	113	2746	959	9	14	9	16	3755	166	3922	212	4134
ESE LEVEL 4	254	165520	57608	551	897	564	983	226125	9983	236109	12770	248880
ESE LEVEL 5	255	123602	42690	408	664	418	728	168514	7398	175912	9463	185376
ESE		300817	104384	999	1625	1023	1781	410631	18089	428721	23140	451862
TOTAL FOR FEFP		300817	104384	999	1625	1023	1781	410631	18089	428721	23140	451862
FOOD SERVICE									13718		1103	
TRANSPORTATION											343	

THOSE COSTS REPORTED IN THE COLUMN TITLED -SCHOOL INDIRECT- ARE DERIVED FROM TWO SOURCES: A) EXPENDITURES RECORDED BY SCHOOL AND B) SCHOOL LEVEL EXPENDITURES CENTRALLY RECORDED. FUNCTIONALLY DISTRIBUTED, THESE COSTS ARE AS REPORTED BELOW.

6100 PUPIL PERSONNEL	546	6400 INSTR STAFF TRAINING	7700 CENTRAL SERVICES
6200 INSTRUCTIONAL MEDIA		7300 SCHOOL ADMINISTRATION	7900 OPERATION OF PLANT
6300 INSTR & CURR DEVLPMNT	17542	7400 FACILITIES ACQ-CONSTR	8100 MAINTENANCE OF PLANT
			8200 ADMIN. TECH. SERVICES
			6500 INSTR. TECH. SERVICES

FUND- 4
 SCHL- 0811 SOUTHSIDE CENTER

PROGRAM CATEGORY	NBR	DIRECT						TOTAL DIRECT	SCHOOL INDIRECT	SCHOOL COST	DISTRICT INDIRECT	TOTAL
		SALARIES	BENEFITS	PURCHASED SERVICES	MATERIAL SUPPLIES	OTHER EXPENSES	CAPITAL OUTLAY					
PK-3 BASIC W/ES	111	357188	89908	922	1499	520	1644	451683	86889	538573	21351	559925
ESE LEVEL 4	254	2810	1396	14	23	8	25	4278	1349	5627	331	5959
ESE		359999	91304	936	1523	528	1669	455961	88238	544200	21683	565884
TOTAL FOR FEFP		359999	91304	936	1523	528	1669	455961	88238	544200	21683	565884
FOOD SERVICE									57839		1861	
TRANSPORTATION											580	

THOSE COSTS REPORTED IN THE COLUMN TITLED -SCHOOL INDIRECT- ARE DERIVED FROM TWO SOURCES: A) EXPENDITURES RECORDED BY SCHOOL AND B) SCHOOL LEVEL EXPENDITURES CENTRALLY RECORDED. FUNCTIONALLY DISTRIBUTED, THESE COSTS ARE AS REPORTED BELOW.

6100 PUPIL PERSONNEL	55535	6400 INSTR STAFF TRAINING	7700 CENTRAL SERVICES
6200 INSTRUCTIONAL MEDIA		7300 SCHOOL ADMINISTRATION	7900 OPERATION OF PLANT
6300 INSTR & CURR DEVLPMNT	32702	7400 FACILITIES ACQ-CONSTR	8100 MAINTENANCE OF PLANT
			8200 ADMIN. TECH. SERVICES
			6500 INSTR. TECH. SERVICES

FUND- 4
 SCHL- 9810 GULF COAST YOUTH ACADEMY

PROGRAM CATEGORY	NBR	DIRECT						TOTAL DIRECT	SCHOOL INDIRECT	SCHOOL COST	DISTRICT INDIRECT	TOTAL
		SALARIES	BENEFITS	PURCHASED SERVICES	MATERIAL SUPPLIES	OTHER EXPENSES	CAPITAL OUTLAY					
4-8 BASIC	102	13794	5513	3	43	28	207	19590		19590	763	20353
9-12 BASIC	103	7463	4357	2	34	22	163	12043		12043	603	12646
BASIC		21257	9871	5	78	50	370	31634		31634	1366	33000
4-8 BASIC W/ESE	112	3767	1403	69	113	31	124	5509	6004	11513	1614	13128
9-12 BASIC W/ES	113	16686	4354	216	351	97	385	22092	18632	40725	5010	45736
ESE		20454	5757	286	465	129	510	27602	24636	52239	6625	58865
VOCATIONAL,6-12	300	11485	1066		8	5	40	12606		12606	147	12754
VOCATIONAL PGM		11485	1066		8	5	40	12606		12606	147	12754
TOTAL FOR FEFP		53197	16695	292	552	185	921	71844	24636	96481	8139	104620
FOOD SERVICE												
TRANSPORTATION											280	

THOSE COSTS REPORTED IN THE COLUMN TITLED -SCHOOL INDIRECT- ARE DERIVED FROM TWO SOURCES: A) EXPENDITURES RECORDED BY SCHOOL AND B) SCHOOL LEVEL EXPENDITURES CENTRALLY RECORDED. FUNCTIONALLY DISTRIBUTED, THESE COSTS ARE AS REPORTED BELOW.

6100 PUPIL PERSONNEL	6400 INSTR STAFF TRAINING	7700 CENTRAL SERVICES
6200 INSTRUCTIONAL MEDIA	7300 SCHOOL ADMINISTRATION	7900 OPERATION OF PLANT
6300 INSTR & CURR DEVLPMNT	7400 FACILITIES ACQ-CONSTR	8100 MAINTENANCE OF PLANT
		8200 ADMIN. TECH. SERVICES
		6500 INSTR. TECH. SERVICES

FUND- 4
 SCHL- 9811 OKALOOSA YOUTH DEVELOPMENT CTR

PROGRAM CATEGORY	NBR	DIRECT						TOTAL DIRECT	SCHOOL INDIRECT	SCHOOL COST	DISTRICT INDIRECT	TOTAL
		SALARIES	BENEFITS	PURCHASED SERVICES	MATERIAL SUPPLIES	OTHER EXPENSES	CAPITAL OUTLAY					
4-8 BASIC	102	5707	1873		4	5	20	7612		75	7687	
9-12 BASIC	103	4504	2968		6	9	32	7521		119	7640	
BASIC		10211	4842		11	14	52	15133		194	15327	
4-8 BASIC W/ESE	112	12793	4390		10	13	47	17256		176	17433	
9-12 BASIC W/ES	113	39664	12003	1	27	36	130	51865		481	52346	
ESE		52458	16394	2	37	50	178	69122		657	69779	
VOCATIONAL,6-12	300	10030	1306		3	4	14	11358		52	11410	
VOCATIONAL PGM		10030	1306		3	4	14	11358		52	11410	
TOTAL FOR FEFP		72701	22542	3	51	69	245	95614		904	96518	

FOOD SERVICE
 TRANSPORTATION

THOSE COSTS REPORTED IN THE COLUMN TITLED -SCHOOL INDIRECT- ARE DERIVED FROM TWO SOURCES: A) EXPENDITURES RECORDED BY SCHOOL AND B) SCHOOL LEVEL EXPENDITURES CENTRALLY RECORDED. FUNCTIONALLY DISTRIBUTED, THESE COSTS ARE AS REPORTED BELOW.

- | | | |
|----------------------------|----------------------------|----------------------------|
| 6100 PUPIL PERSONNEL | 6400 INSTR STAFF TRAINING | 7700 CENTRAL SERVICES |
| 6200 INSTRUCTIONAL MEDIA | 7300 SCHOOL ADMINISTRATION | 7900 OPERATION OF PLANT |
| 6300 INSTR & CURR DEVLPMNT | 7400 FACILITIES ACQ-CONSTR | 8100 MAINTENANCE OF PLANT |
| | | 8200 ADMIN. TECH. SERVICES |
| | | 6500 INSTR. TECH. SERVICES |

FUND- 4
 SCHL- 9812 OKALOOSA YOUTH ACADEMY

PROGRAM CATEGORY	NBR	DIRECT					TOTAL DIRECT	SCHOOL INDIRECT	SCHOOL COST	DISTRICT INDIRECT	TOTAL
		SALARIES	BENEFITS	PURCHASED SERVICES	MATERIAL SUPPLIES	OTHER EXPENSES					
4-8 BASIC	102	20562	7131	1	26	30	127	27880		468	28348
9-12 BASIC	103	9079	7904	2	29	33	140	17191	17191	518	17709
BASIC		29642	15036	3	56	64	267	45071	45071	986	46058
4-8 BASIC W/ESE	112	16525	5931	1	22	25	105	22612	22612	389	23001
9-12 BASIC W/ES	113	19121	5697	1	21	24	101	24968	24968	373	25341
ESE		35646	11629	3	43	49	207	47580	47580	763	48343
VOCATIONAL,6-12	300	25886	2457		9	10	43	28408	28408	161	28569
VOCATIONAL PGM		25886	2457		9	10	43	28408	28408	161	28569
TOTAL FOR FEFP		91175	29123	7	109	124	518	121059	121059	1911	122971

FOOD SERVICE
 TRANSPORTATION

THOSE COSTS REPORTED IN THE COLUMN TITLED -SCHOOL INDIRECT- ARE DERIVED FROM TWO SOURCES: A) EXPENDITURES RECORDED BY SCHOOL AND B) SCHOOL LEVEL EXPENDITURES CENTRALLY RECORDED. FUNCTIONALLY DISTRIBUTED, THESE COSTS ARE AS REPORTED BELOW.

- | | | |
|----------------------------|----------------------------|----------------------------|
| 6100 PUPIL PERSONNEL | 6400 INSTR STAFF TRAINING | 7700 CENTRAL SERVICES |
| 6200 INSTRUCTIONAL MEDIA | 7300 SCHOOL ADMINISTRATION | 7900 OPERATION OF PLANT |
| 6300 INSTR & CURR DEVLPMNT | 7400 FACILITIES ACQ-CONSTR | 8100 MAINTENANCE OF PLANT |
| | | 8200 ADMIN. TECH. SERVICES |
| | | 6500 INSTR. TECH. SERVICES |

FUND- 4
 SCHL- 9813 OKALOOSA REGIONAL DETENTION CT

PROGRAM CATEGORY	NBR	DIRECT							TOTAL DIRECT	SCHOOL INDIRECT	SCHOOL COST	DISTRICT INDIRECT	TOTAL
		SALARIES	BENEFITS	PURCHASED SERVICES	MATERIAL SUPPLIES	OTHER EXPENSES	CAPITAL OUTLAY						
4-8 BASIC	102	2			5	3	25	37		37	94	132	
9-12 BASIC	103	11		1	26	17	125	182		182	460	643	
BASIC		13	1	2	31	20	150	219		219	555	775	
4-8 BASIC W/ESE 112		1			3	2	15	23		23	58	81	
9-12 BASIC W/ES 113		1			2	1	11	16		16	42	58	
ESE		2			5	3	27	39		39	100	140	
TOTAL FOR FEFP		15	1	2	37	24	178	259		259	656	916	

FOOD SERVICE
 TRANSPORTATION

THOSE COSTS REPORTED IN THE COLUMN TITLED -SCHOOL INDIRECT- ARE DERIVED FROM TWO SOURCES: A) EXPENDITURES RECORDED BY SCHOOL AND B) SCHOOL LEVEL EXPENDITURES CENTRALLY RECORDED. FUNCTIONALLY DISTRIBUTED, THESE COSTS ARE AS REPORTED BELOW.

- | | | |
|----------------------------|----------------------------|----------------------------|
| 6100 PUPIL PERSONNEL | 6400 INSTR STAFF TRAINING | 7700 CENTRAL SERVICES |
| 6200 INSTRUCTIONAL MEDIA | 7300 SCHOOL ADMINISTRATION | 7900 OPERATION OF PLANT |
| 6300 INSTR & CURR DEVLPMNT | 7400 FACILITIES ACQ-CONSTR | 8100 MAINTENANCE OF PLANT |
| | | 8200 ADMIN. TECH. SERVICES |
| | | 6500 INSTR. TECH. SERVICES |

FUND- 4
 SCHL- 9814 ADOLESCENT SUBSTANCE ABUSE PRG

PROGRAM CATEGORY	NBR	DIRECT						TOTAL DIRECT	SCHOOL INDIRECT	SCHOOL COST	DISTRICT INDIRECT	TOTAL
		SALARIES	BENEFITS	PURCHASED SERVICES	MATERIAL SUPPLIES	OTHER EXPENSES	CAPITAL OUTLAY					
4-8 BASIC	102	3	775		8	5	38	831		831	142	974
9-12 BASIC	103	8	1926	1	20	13	96	2065		2065	353	2419
BASIC		12	2701	1	28	18	134	2897		2897	496	3393
4-8 BASIC W/ESE	112	5	223	14	23	6	26	300	2615	2916	340	3256
9-12 BASIC W/ES	113	9859	1897	125	203	56	222	12365	22223	34588	2895	37483
ESE		9864	2121	139	227	63	249	12665	24838	37504	3236	40740
VOCATIONAL,6-12	300	14717	827		8	5	41	15601		15601	151	15753
VOCATIONAL PGM		14717	827		8	5	41	15601		15601	151	15753
TOTAL FOR FEFP		24594	5650	142	264	87	425	31164	24838	56003	3884	59887
FOOD SERVICE												
TRANSPORTATION											130	

THOSE COSTS REPORTED IN THE COLUMN TITLED -SCHOOL INDIRECT- ARE DERIVED FROM TWO SOURCES: A) EXPENDITURES RECORDED BY SCHOOL AND B) SCHOOL LEVEL EXPENDITURES CENTRALLY RECORDED. FUNCTIONALLY DISTRIBUTED, THESE COSTS ARE AS REPORTED BELOW.

6100 PUPIL PERSONNEL	6400 INSTR STAFF TRAINING	7700 CENTRAL SERVICES
6200 INSTRUCTIONAL MEDIA	7300 SCHOOL ADMINISTRATION	7900 OPERATION OF PLANT
6300 INSTR & CURR DEVLPMNT	24838 7400 FACILITIES ACQ-CONSTR	8100 MAINTENANCE OF PLANT
		8200 ADMIN. TECH. SERVICES
		6500 INSTR. TECH. SERVICES

FUND- 4
 SCHL- 9817 MILTON GIRLS JUVENILE RESIDENT

PROGRAM CATEGORY	NBR	DIRECT						TOTAL DIRECT	SCHOOL INDIRECT	SCHOOL COST	DISTRICT INDIRECT	TOTAL
		SALARIES	BENEFITS	PURCHASED SERVICES	MATERIAL SUPPLIES	OTHER EXPENSES	CAPITAL OUTLAY					
4-8 BASIC	102	2302	1056	1	16	10	76	3463		3463	282	3746
9-12 BASIC	103	4638	2127	2	32	21	154	6977		6977	569	7547
BASIC		6941	3183	3	48	31	231	10440		10440	852	11293
4-8 BASIC W/ESE 112		1480	673	64	105	29	115	2467	11052	13520	1495	15015
9-12 BASIC W/ES 113		1919	872	83	136	37	149	3199	14330	17530	1939	19470
ESE		3400	1545	148	241	67	264	5667	25382	31050	3435	34485
VOCATIONAL,6-12 300		880	403		6	3	29	1323		1323	108	1431
VOCATIONAL PGM		880	403		6	3	29	1323		1323	108	1431
TOTAL FOR FEFP		11222	5132	152	296	102	525	17431	25382	42814	4395	47210
FOOD SERVICE												
TRANSPORTATION											137	

THOSE COSTS REPORTED IN THE COLUMN TITLED -SCHOOL INDIRECT- ARE DERIVED FROM TWO SOURCES: A) EXPENDITURES RECORDED BY SCHOOL AND B) SCHOOL LEVEL EXPENDITURES CENTRALLY RECORDED. FUNCTIONALLY DISTRIBUTED, THESE COSTS ARE AS REPORTED BELOW.

6100 PUPIL PERSONNEL	6400 INSTR STAFF TRAINING	7700 CENTRAL SERVICES
6200 INSTRUCTIONAL MEDIA	7300 SCHOOL ADMINISTRATION	7900 OPERATION OF PLANT
6300 INSTR & CURR DEVLPMNT	25382 7400 FACILITIES ACQ-CONSTR	8100 MAINTENANCE OF PLANT
		8200 ADMIN. TECH. SERVICES
		6500 INSTR. TECH. SERVICES

FUND- 4
 SCHL- 9818 N. W. FLORIDA BALLET ACADEMIE

PROGRAM CATEGORY	NBR	DIRECT						TOTAL DIRECT	SCHOOL INDIRECT	SCHOOL COST	DISTRICT INDIRECT	TOTAL
		SALARIES	BENEFITS	PURCHASED SERVICES	MATERIAL SUPPLIES	OTHER EXPENSES	CAPITAL OUTLAY					
K-3 BASIC	101	15	1	2	36	23	172	252		252	636	888
4-8 BASIC	102	30	2	4	71	45	335	490		490	1237	1727
BASIC		45	3	7	107	69	508	742		742	1873	2615
PK-3 BASIC W/ES 111					1	1	8	11		11	30	42
4-8 BASIC W/ESE 112							3	5		5	13	19
ESE		1			2	1	11	17		17	43	61
TOTAL FOR FEFP		46	3	7	110	70	520	759		759	1917	2677
FOOD SERVICE										43214	3223	
TRANSPORTATION												

THOSE COSTS REPORTED IN THE COLUMN TITLED -SCHOOL INDIRECT- ARE DERIVED FROM TWO SOURCES: A) EXPENDITURES RECORDED BY SCHOOL AND B) SCHOOL LEVEL EXPENDITURES CENTRALLY RECORDED. FUNCTIONALLY DISTRIBUTED, THESE COSTS ARE AS REPORTED BELOW.

- | | | |
|----------------------------|----------------------------|----------------------------|
| 6100 PUPIL PERSONNEL | 6400 INSTR STAFF TRAINING | 7700 CENTRAL SERVICES |
| 6200 INSTRUCTIONAL MEDIA | 7300 SCHOOL ADMINISTRATION | 7900 OPERATION OF PLANT |
| 6300 INSTR & CURR DEVLPMNT | 7400 FACILITIES ACQ-CONSTR | 8100 MAINTENANCE OF PLANT |
| | | 8200 ADMIN. TECH. SERVICES |
| | | 6500 INSTR. TECH. SERVICES |

FUND- 4
 SCHL- 9819 TEACHING ADJUDICATED YOUTH FAC

PROGRAM	NBR	DIRECT						TOTAL DIRECT	SCHOOL INDIRECT	SCHOOL COST	DISTRICT INDIRECT	TOTAL
		SALARIES	BENEFITS	PURCHASED SERVICES	MATERIAL SUPPLIES	OTHER EXPENSES	CAPITAL OUTLAY					
9-12 BASIC	103	3			7	4	34	49		49	125	175
BASIC		3			7	4	34	49		49	125	175
9-12 BASIC W/ES 113		3			8	5	40	58		58	148	207
ESE		3			8	5	40	58		58	148	207
TOTAL FOR FEFP		6		1	15	10	74	108		108	274	383

FOOD SERVICE
 TRANSPORTATION

THOSE COSTS REPORTED IN THE COLUMN TITLED -SCHOOL INDIRECT- ARE DERIVED FROM TWO SOURCES: A) EXPENDITURES RECORDED BY SCHOOL AND B) SCHOOL LEVEL EXPENDITURES CENTRALLY RECORDED. FUNCTIONALLY DISTRIBUTED, THESE COSTS ARE AS REPORTED BELOW.

- | | | |
|----------------------------|----------------------------|----------------------------|
| 6100 PUPIL PERSONNEL | 6400 INSTR STAFF TRAINING | 7700 CENTRAL SERVICES |
| 6200 INSTRUCTIONAL MEDIA | 7300 SCHOOL ADMINISTRATION | 7900 OPERATION OF PLANT |
| 6300 INSTR & CURR DEVLPMNT | 7400 FACILITIES ACQ-CONSTR | 8100 MAINTENANCE OF PLANT |
| | | 8200 ADMIN. TECH. SERVICES |
| | | 6500 INSTR. TECH. SERVICES |

School District of Okaloosa County




EXHIBIT K-14

Schedule 3, School Program Cost Report

ARRA - Race To The Top Funds

For the Fiscal Year Ended June 30, 2012

Revised December 7, 2012

FUND- 8
 SCHL- 0031 EDWINS ELEMENTARY SCHOOL

PROGRAM CATEGORY	NBR	DIRECT							TOTAL DIRECT	SCHOOL INDIRECT	SCHOOL COST	DISTRICT INDIRECT	TOTAL
		SALARIES	BENEFITS	PURCHASED SERVICES	MATERIAL SUPPLIES	OTHER EXPENSES	CAPITAL OUTLAY						
K-3 BASIC	101	20	2		7	3	2785	2820	896	3717	4409	8126	
4-8 BASIC	102	6			2	1	922	933	296	1230	1460	2690	
BASIC		27	3		10	5	3708	3754	1193	4948	5869	10817	
ESOL	130	2					321	325	103	429	509	938	
ESOL		2					321	325	103	429	509	938	
PK-3 BASIC W/ES	111	7			2	1	1065	1079	343	1422	1686	3109	
4-8 BASIC W/ESE	112	2					316	320	102	422	501	924	
ESE LEVEL 4	254						45	45	14	60	71	132	
ESE		10	1		4	1	1428	1445	459	1905	2260	4165	
TOTAL FOR FEFP		40	4		15	7	5457	5525	1756	7282	8638	15921	

FOOD SERVICE
 TRANSPORTATION

THESE COSTS REPORTED IN THE COLUMN TITLED -SCHOOL INDIRECT- ARE DERIVED FROM TWO SOURCES: A) EXPENDITURES RECORDED BY SCHOOL AND B) SCHOOL LEVEL EXPENDITURES CENTRALLY RECORDED. FUNCTIONALLY DISTRIBUTED, THESE COSTS ARE AS REPORTED BELOW.

6100 PUPIL PERSONNEL	6400 INSTR STAFF TRAINING	1756	7700 CENTRAL SERVICES
6200 INSTRUCTIONAL MEDIA	7300 SCHOOL ADMINISTRATION		7900 OPERATION OF PLANT
6300 INSTR & CURR DEVLPMNT	7400 FACILITIES ACQ-CONSTR		8100 MAINTENANCE OF PLANT
			8200 ADMIN. TECH. SERVICES
			6500 INSTR. TECH. SERVICES

FUND- 8
 SCHL- 0041 BAKER SCHOOL

PROGRAM CATEGORY	NBR	DIRECT							TOTAL DIRECT	SCHOOL INDIRECT	SCHOOL COST	DISTRICT INDIRECT	TOTAL
		SALARIES	BENEFITS	PURCHASED SERVICES	MATERIAL SUPPLIES	OTHER EXPENSES	CAPITAL OUTLAY						
K-3 BASIC	101	26	3		9	4	3542	3586		3586	5606	9192	
4-8 BASIC	102	29	3		11	5	3987	4037		4037	6311	10349	
9-12 BASIC	103	22	2		8	4	3009	3047		3047	4763	7810	
BASIC		77	9		29	14	10539	10670		10670	16682	27352	
ESOL	130						7	7		7	11	19	
ESOL							7	7		7	11	19	
PK-3 BASIC W/ES	111	6			2	1	931	942		942	1474	2416	
4-8 BASIC W/ESE	112	5			1		708	717		717	1122	1839	
9-12 BASIC W/ES	113	6			2	1	851	861		861	1347	2209	
ESE LEVEL 4	254						48	48		48	76	125	
ESE LEVEL 5	255						16	16		16	25	42	
ESE		18	2		7	3	2556	2588		2588	4046	6634	
VOCATIONAL,6-12	300	3			1		420	425		425	665	1090	
VOCATIONAL PGM		3			1		420	425		425	665	1090	
TOTAL FOR FEFP		99	12		38	18	13523	13692		13692	21405	35097	

FOOD SERVICE
 TRANSPORTATION

THOSE COSTS REPORTED IN THE COLUMN TITLED -SCHOOL INDIRECT- ARE DERIVED FROM TWO SOURCES: A) EXPENDITURES RECORDED BY SCHOOL AND B) SCHOOL LEVEL EXPENDITURES CENTRALLY RECORDED. FUNCTIONALLY DISTRIBUTED, THESE COSTS ARE AS REPORTED BELOW.

- | | | |
|----------------------------|----------------------------|----------------------------|
| 6100 PUPIL PERSONNEL | 6400 INSTR STAFF TRAINING | 7700 CENTRAL SERVICES |
| 6200 INSTRUCTIONAL MEDIA | 7300 SCHOOL ADMINISTRATION | 7900 OPERATION OF PLANT |
| 6300 INSTR & CURR DEVLPMNT | 7400 FACILITIES ACQ-CONSTR | 8100 MAINTENANCE OF PLANT |
| | | 8200 ADMIN. TECH. SERVICES |
| | | 6500 INSTR. TECH. SERVICES |

FUND- 8
 SCHL- 0051 BOB SIKES ELEMENTARY SCHOOL

PROGRAM CATEGORY	NBR	DIRECT							TOTAL DIRECT	SCHOOL INDIRECT	SCHOOL COST	DISTRICT INDIRECT	TOTAL
		SALARIES	BENEFITS	PURCHASED SERVICES	MATERIAL SUPPLIES	OTHER EXPENSES	CAPITAL OUTLAY						
K-3 BASIC	101	33	4		12	6	4546	4603	57	4660	7196	11857	
4-8 BASIC	102	12	1		4	2	1764	1786	22	1808	2792	4600	
BASIC		46	5		17	8	6310	6389	79	6469	9988	16458	
ESOL	130						40	41		41	64	106	
ESOL							40	41		41	64	106	
PK-3 BASIC W/ES	111	7			2	1	1035	1048	13	1061	1639	2701	
4-8 BASIC W/ESE	112	3			1		490	496	6	503	776	1280	
ESE LEVEL 4	254						20	20		21	32	53	
ESE		11	1		4	2	1547	1566	19	1586	2449	4035	
TOTAL FOR FEFP		58	7		22	10	7899	7997	99	8097	12502	20600	

FOOD SERVICE
 TRANSPORTATION

THESE COSTS REPORTED IN THE COLUMN TITLED -SCHOOL INDIRECT- ARE DERIVED FROM TWO SOURCES: A) EXPENDITURES RECORDED BY SCHOOL AND B) SCHOOL LEVEL EXPENDITURES CENTRALLY RECORDED. FUNCTIONALLY DISTRIBUTED, THESE COSTS ARE AS REPORTED BELOW.

6100 PUPIL PERSONNEL	6400 INSTR STAFF TRAINING	99 7700 CENTRAL SERVICES
6200 INSTRUCTIONAL MEDIA	7300 SCHOOL ADMINISTRATION	7900 OPERATION OF PLANT
6300 INSTR & CURR DEVLPMNT	7400 FACILITIES ACQ-CONSTR	8100 MAINTENANCE OF PLANT
		8200 ADMIN. TECH. SERVICES
		6500 INSTR. TECH. SERVICES

FUND- 8
 SCHL- 0082 MEIGS MIDDLE SCHOOL

PROGRAM	NBR	DIRECT						TOTAL DIRECT	SCHOOL INDIRECT	SCHOOL COST	DISTRICT INDIRECT	TOTAL
		SALARIES	BENEFITS	PURCHASED SERVICES	MATERIAL SUPPLIES	OTHER EXPENSES	CAPITAL OUTLAY					
4-8 BASIC	102	31	3		12	6	4337	4391	81	4472	6864	11337
BASIC		31	3		12	6	4337	4391	81	4472	6864	11337
ESOL	130						19	20		20	31	52
ESOL							19	20		20	31	52
4-8 BASIC W/ESE	112	6			2	1	927	938	17	955	1467	2423
ESE LEVEL 4	254						60	60	1	61	95	157
ESE LEVEL 5	255						6	6		7	10	17
ESE		7			2	1	994	1006	18	1024	1573	2598
TOTAL FOR FEFP		39	4		15	7	5351	5417	99	5517	8469	13987

FOOD SERVICE
 TRANSPORTATION

THOSE COSTS REPORTED IN THE COLUMN TITLED -SCHOOL INDIRECT- ARE DERIVED FROM TWO SOURCES: A) EXPENDITURES RECORDED BY SCHOOL AND B) SCHOOL LEVEL EXPENDITURES CENTRALLY RECORDED. FUNCTIONALLY DISTRIBUTED, THESE COSTS ARE AS REPORTED BELOW.

- | | | |
|----------------------------|----------------------------|----------------------------|
| 6100 PUPIL PERSONNEL | 6400 INSTR STAFF TRAINING | 99 7700 CENTRAL SERVICES |
| 6200 INSTRUCTIONAL MEDIA | 7300 SCHOOL ADMINISTRATION | 7900 OPERATION OF PLANT |
| 6300 INSTR & CURR DEVLPMNT | 7400 FACILITIES ACQ-CONSTR | 8100 MAINTENANCE OF PLANT |
| | | 8200 ADMIN. TECH. SERVICES |
| | | 6500 INSTR. TECH. SERVICES |

FUND- 8
 SCHL- 0092 SHOAL RIVER MIDDLE SCHOOL

PROGRAM CATEGORY	NBR	DIRECT							TOTAL DIRECT	SCHOOL INDIRECT	SCHOOL COST	DISTRICT INDIRECT	TOTAL
		SALARIES	BENEFITS	PURCHASED SERVICES	MATERIAL SUPPLIES	OTHER EXPENSES	CAPITAL OUTLAY						
4-8 BASIC	102	47	5		18	9	6489	6570	75	6646	10271	16918	
BASIC		47	5		18	9	6489	6570	75	6646	10271	16918	
ESOL	130						30	31		31	48	80	
ESOL							30	31		31	48	80	
4-8 BASIC W/ESE	112	14	1		5	2	1934	1958	22	1980	3061	5041	
ESE LEVEL 5	255						87	88	1	89	138	228	
ESE		14	1		5	2	2021	2046	23	2070	3200	5270	
TOTAL FOR FEFP		62	7		24	11	8542	8648	99	8748	13520	22269	

FOOD SERVICE
 TRANSPORTATION

THOSE COSTS REPORTED IN THE COLUMN TITLED -SCHOOL INDIRECT- ARE DERIVED FROM TWO SOURCES: A) EXPENDITURES RECORDED BY SCHOOL AND B) SCHOOL LEVEL EXPENDITURES CENTRALLY RECORDED. FUNCTIONALLY DISTRIBUTED, THESE COSTS ARE AS REPORTED BELOW.

- | | | |
|----------------------------|----------------------------|----------------------------|
| 6100 PUPIL PERSONNEL | 6400 INSTR STAFF TRAINING | 99 7700 CENTRAL SERVICES |
| 6200 INSTRUCTIONAL MEDIA | 7300 SCHOOL ADMINISTRATION | 7900 OPERATION OF PLANT |
| 6300 INSTR & CURR DEVLPMNT | 7400 FACILITIES ACQ-CONSTR | 8100 MAINTENANCE OF PLANT |
| | | 8200 ADMIN. TECH. SERVICES |
| | | 6500 INSTR. TECH. SERVICES |

FUND- 8
 SCHL- 0121 RUCKEL MIDDLE SCHOOL

PROGRAM	NBR	DIRECT						TOTAL DIRECT	SCHOOL INDIRECT	SCHOOL COST	DISTRICT INDIRECT	TOTAL
		SALARIES	BENEFITS	PURCHASED SERVICES	MATERIAL SUPPLIES	OTHER EXPENSES	CAPITAL OUTLAY					
4-8 BASIC	102	44	5		17	8	6102	6178	110	6289	9659	15948
BASIC		44	5		17	8	6102	6178	110	6289	9659	15948
ESOL	130						20	21		21	33	54
ESOL							20	21		21	33	54
4-8 BASIC W/ESE	112	14	1		5	2	2002	2027	36	2064	3169	5233
ESE LEVEL 4	254						95	97	1	98	151	250
ESE LEVEL 5	255						25	26		26	40	67
ESE		15	1		5	2	2124	2150	38	2189	3362	5551
TOTAL FOR FEFP		60	7		23	11	8247	8350	149	8500	13054	21555

FOOD SERVICE
 TRANSPORTATION

THOSE COSTS REPORTED IN THE COLUMN TITLED -SCHOOL INDIRECT- ARE DERIVED FROM TWO SOURCES: A) EXPENDITURES RECORDED BY SCHOOL AND B) SCHOOL LEVEL EXPENDITURES CENTRALLY RECORDED. FUNCTIONALLY DISTRIBUTED, THESE COSTS ARE AS REPORTED BELOW.

6100 PUPIL PERSONNEL	6400 INSTR STAFF TRAINING	149 7700 CENTRAL SERVICES
6200 INSTRUCTIONAL MEDIA	7300 SCHOOL ADMINISTRATION	7900 OPERATION OF PLANT
6300 INSTR & CURR DEVLPMNT	7400 FACILITIES ACQ-CONSTR	8100 MAINTENANCE OF PLANT
		8200 ADMIN. TECH. SERVICES
		6500 INSTR. TECH. SERVICES

FUND- 8
 SCHL- 0131 DESTIN ELEMENTARY

PROGRAM CATEGORY	NBR	DIRECT							TOTAL DIRECT	SCHOOL INDIRECT	SCHOOL COST	DISTRICT INDIRECT	TOTAL
		SALARIES	BENEFITS	PURCHASED SERVICES	MATERIAL SUPPLIES	OTHER EXPENSES	CAPITAL OUTLAY						
K-3 BASIC	101	34	4		13	6	4673	4731		4731	7396	12128	
4-8 BASIC	102	9	1		3	1	1302	1319		1319	2062	3381	
BASIC		43	5		16	8	5976	6050		6050	9458	15509	
ESOL	130	2			1		400	405		405	634	1039	
ESOL		2			1		400	405		405	634	1039	
PK-3 BASIC W/ES	111	11	1		4	2	1505	1524		1524	2383	3907	
4-8 BASIC W/ESE	112	4			1		673	681		681	1065	1747	
ESE LEVEL 4	254						14	14		14	23	38	
ESE LEVEL 5	255						17	18		18	28	46	
ESE		16	2		6	3	2211	2239		2239	3500	5739	
TOTAL FOR FEFP		63	7		24	11	8588	8695		8695	13593	22288	

FOOD SERVICE
 TRANSPORTATION

THOSE COSTS REPORTED IN THE COLUMN TITLED -SCHOOL INDIRECT- ARE DERIVED FROM TWO SOURCES: A) EXPENDITURES RECORDED BY SCHOOL AND B) SCHOOL LEVEL EXPENDITURES CENTRALLY RECORDED. FUNCTIONALLY DISTRIBUTED, THESE COSTS ARE AS REPORTED BELOW.

- | | | |
|----------------------------|----------------------------|----------------------------|
| 6100 PUPIL PERSONNEL | 6400 INSTR STAFF TRAINING | 7700 CENTRAL SERVICES |
| 6200 INSTRUCTIONAL MEDIA | 7300 SCHOOL ADMINISTRATION | 7900 OPERATION OF PLANT |
| 6300 INSTR & CURR DEVLPMNT | 7400 FACILITIES ACQ-CONSTR | 8100 MAINTENANCE OF PLANT |
| | | 8200 ADMIN. TECH. SERVICES |
| | | 6500 INSTR. TECH. SERVICES |

FUND- 8
 SCHL- 0151 EDGE ELEMENTARY

PROGRAM	NBR	DIRECT						TOTAL DIRECT	SCHOOL INDIRECT	SCHOOL COST	DISTRICT INDIRECT	TOTAL
		SALARIES	BENEFITS	PURCHASED SERVICES	MATERIAL SUPPLIES	OTHER EXPENSES	CAPITAL OUTLAY					
K-3 BASIC	101	24	2		9	4	3272	3312	3312	5179	8491	
4-8 BASIC	102	10	1		3	1	1379	1396	1396	2183	3580	
BASIC		34	4		13	6	4651	4709	4709	7362	12072	
ESOL	130						104	105	105	165	271	
ESOL							104	105	105	165	271	
PK-3 BASIC W/ES	111	6			2	1	847	857	857	1340	2198	
4-8 BASIC W/ESE	112	3			1		506	513	513	802	1315	
ESE LEVEL 4	254						126	127	127	199	327	
ESE LEVEL 5	255						33	33	33	52	85	
ESE		11	1		4	2	1513	1532	1532	2395	3927	
TOTAL FOR FEFP		46	5		17	8	6269	6347	6347	9923	16271	

FOOD SERVICE
 TRANSPORTATION

THOSE COSTS REPORTED IN THE COLUMN TITLED -SCHOOL INDIRECT- ARE DERIVED FROM TWO SOURCES: A) EXPENDITURES RECORDED BY SCHOOL AND B) SCHOOL LEVEL EXPENDITURES CENTRALLY RECORDED. FUNCTIONALLY DISTRIBUTED, THESE COSTS ARE AS REPORTED BELOW.

- | | | |
|----------------------------|----------------------------|----------------------------|
| 6100 PUPIL PERSONNEL | 6400 INSTR STAFF TRAINING | 7700 CENTRAL SERVICES |
| 6200 INSTRUCTIONAL MEDIA | 7300 SCHOOL ADMINISTRATION | 7900 OPERATION OF PLANT |
| 6300 INSTR & CURR DEVLPMNT | 7400 FACILITIES ACQ-CONSTR | 8100 MAINTENANCE OF PLANT |
| | | 8200 ADMIN. TECH. SERVICES |
| | | 6500 INSTR. TECH. SERVICES |

FUND- 8
 SCHL- 0161 EGLIN ELEMENTARY

PROGRAM	NBR	DIRECT							TOTAL DIRECT	SCHOOL INDIRECT	SCHOOL COST	DISTRICT INDIRECT	TOTAL
		SALARIES	BENEFITS	PURCHASED SERVICES	MATERIAL SUPPLIES	OTHER EXPENSES	CAPITAL OUTLAY						
K-3 BASIC	101	22	2		8	4	3078	3116	64	3180	4872	8053	
4-8 BASIC	102	6			2	1	859	870	17	887	1360	2248	
BASIC		28	3		11	5	3937	3986	81	4068	6232	10301	
ESOL	130						33	33		34	52	87	
ESOL							33	33		34	52	87	
PK-3 BASIC W/ES	111	5			2	1	725	734	15	750	1148	1899	
4-8 BASIC W/ESE	112						99	100	2	102	156	259	
ESE LEVEL 4	254						6	6		6	10	17	
ESE		6			2	1	831	842	17	859	1316	2175	
TOTAL FOR FEFP		35	4		13	6	4802	4862	99	4962	7601	12564	

FOOD SERVICE
 TRANSPORTATION

THOSE COSTS REPORTED IN THE COLUMN TITLED -SCHOOL INDIRECT- ARE DERIVED FROM TWO SOURCES: A) EXPENDITURES RECORDED BY SCHOOL AND B) SCHOOL LEVEL EXPENDITURES CENTRALLY RECORDED. FUNCTIONALLY DISTRIBUTED, THESE COSTS ARE AS REPORTED BELOW.

6100 PUPIL PERSONNEL	6400 INSTR STAFF TRAINING	99 7700 CENTRAL SERVICES
6200 INSTRUCTIONAL MEDIA	7300 SCHOOL ADMINISTRATION	7900 OPERATION OF PLANT
6300 INSTR & CURR DEVLPMNT	7400 FACILITIES ACQ-CONSTR	8100 MAINTENANCE OF PLANT
		8200 ADMIN. TECH. SERVICES
		6500 INSTR. TECH. SERVICES

FUND- 8
 SCHL- 0201 LAUREL HILL SCHOOL

PROGRAM CATEGORY	NBR	DIRECT							TOTAL DIRECT	SCHOOL INDIRECT	SCHOOL COST	DISTRICT INDIRECT	TOTAL
		SALARIES	BENEFITS	PURCHASED SERVICES	MATERIAL SUPPLIES	OTHER EXPENSES	CAPITAL OUTLAY	TOTAL					
K-3 BASIC	101	9	1		3	1	1350	1366		1366	2136	3503	
4-8 BASIC	102	11	1		4	2	1530	1549		1549	2421	3971	
9-12 BASIC	103	7			2	1	1004	1017		1017	1590	2607	
BASIC		28	3		10	5	3884	3933		3933	6149	10082	
PK-3 BASIC W/ES	111	1					170	172		172	269	441	
4-8 BASIC W/ESE	112	2					305	309		309	484	794	
9-12 BASIC W/ES	113	2					277	281		281	439	721	
ESE LEVEL 5	255						11	11		11	18	30	
ESE		5			2	1	765	775		775	1211	1987	
VOCATIONAL,6-12	300	3			1		494	500		500	782	1282	
VOCATIONAL PGM		3			1		494	500		500	782	1282	
TOTAL FOR FEFP		37	4		14	7	5144	5208		5208	8143	13352	

FOOD SERVICE
 TRANSPORTATION

THOSE COSTS REPORTED IN THE COLUMN TITLED -SCHOOL INDIRECT- ARE DERIVED FROM TWO SOURCES: A) EXPENDITURES RECORDED BY SCHOOL AND B) SCHOOL LEVEL EXPENDITURES CENTRALLY RECORDED. FUNCTIONALLY DISTRIBUTED, THESE COSTS ARE AS REPORTED BELOW.

- | | | |
|----------------------------|----------------------------|----------------------------|
| 6100 PUPIL PERSONNEL | 6400 INSTR STAFF TRAINING | 7700 CENTRAL SERVICES |
| 6200 INSTRUCTIONAL MEDIA | 7300 SCHOOL ADMINISTRATION | 7900 OPERATION OF PLANT |
| 6300 INSTR & CURR DEVLPMNT | 7400 FACILITIES ACQ-CONSTR | 8100 MAINTENANCE OF PLANT |
| | | 8200 ADMIN. TECH. SERVICES |
| | | 6500 INSTR. TECH. SERVICES |

FUND- 8
 SCHL- 0211 NICEVILLE SENIOR HIGH SCHOOL

PROGRAM	NBR	DIRECT							TOTAL DIRECT	SCHOOL INDIRECT	SCHOOL COST	DISTRICT INDIRECT	TOTAL
		SALARIES	BENEFITS	PURCHASED SERVICES	MATERIAL SUPPLIES	OTHER EXPENSES	CAPITAL OUTLAY						
4-8 BASIC	102									1	1	2	
9-12 BASIC	103	94	11		36	17	12807	12966	1405	14372	20271	34644	
BASIC		94	11		36	17	12808	12967	1405	14373	20273	34647	
ESOL	130						20	20	2	22	32	54	
ESOL							20	20	2	22	32	54	
9-12 BASIC W/ES	113	23	2		8	4	3156	3196	346	3542	4996	8539	
ESE LEVEL 4	254						23	23	2	26	37	63	
ESE LEVEL 5	255						53	54	5	60	85	145	
ESE		23	2		9	4	3234	3274	355	3629	5119	8748	
VOCATIONAL,6-12	300	9	1		3	1	1228	1243	134	1378	1944	3323	
VOCATIONAL PGM		9	1		3	1	1228	1243	134	1378	1944	3323	
TOTAL FOR FEFP		127	15		48	24	17291	17506	1897	19404	27369	46774	

FOOD SERVICE
 TRANSPORTATION

THOSE COSTS REPORTED IN THE COLUMN TITLED -SCHOOL INDIRECT- ARE DERIVED FROM TWO SOURCES: A) EXPENDITURES RECORDED BY SCHOOL AND B) SCHOOL LEVEL EXPENDITURES CENTRALLY RECORDED. FUNCTIONALLY DISTRIBUTED, THESE COSTS ARE AS REPORTED BELOW.

6100 PUPIL PERSONNEL	6400 INSTR STAFF TRAINING	1897	7700 CENTRAL SERVICES
6200 INSTRUCTIONAL MEDIA	7300 SCHOOL ADMINISTRATION		7900 OPERATION OF PLANT
6300 INSTR & CURR DEVLPMNT	7400 FACILITIES ACQ-CONSTR		8100 MAINTENANCE OF PLANT
			8200 ADMIN. TECH. SERVICES
			6500 INSTR. TECH. SERVICES

FUND- 8
 SCHL- 0222 NORTHWOOD ELEMENTARY

PROGRAM CATEGORY	NBR	DIRECT						TOTAL DIRECT	SCHOOL INDIRECT	SCHOOL COST	DISTRICT INDIRECT	TOTAL
		SALARIES	BENEFITS	PURCHASED SERVICES	MATERIAL SUPPLIES	OTHER EXPENSES	CAPITAL OUTLAY					
K-3 BASIC	101	31	3		11	5	4265	4318	53	4372	6751	11124
4-8 BASIC	102	13	1		5	2	1819	1842	22	1864	2879	4744
BASIC		44	5		17	8	6085	6160	76	6236	9631	15868
ESOL	130						72	72		73	114	187
ESOL							72	72		73	114	187
PK-3 BASIC W/ES	111	6			2	1	867	878	10	888	1372	2261
4-8 BASIC W/ESE	112	3			1		485	491	6	497	768	1266
ESE LEVEL 4	254	3			1		475	481	5	487	752	1239
ESE LEVEL 5	255						19	20		20	31	51
ESE		13	1		5	2	1847	1870	23	1893	2924	4818
TOTAL FOR FEFP		58	7		22	11	8005	8104	99	8204	12670	20875

FOOD SERVICE
 TRANSPORTATION

THOSE COSTS REPORTED IN THE COLUMN TITLED -SCHOOL INDIRECT- ARE DERIVED FROM TWO SOURCES: A) EXPENDITURES RECORDED BY SCHOOL AND B) SCHOOL LEVEL EXPENDITURES CENTRALLY RECORDED. FUNCTIONALLY DISTRIBUTED, THESE COSTS ARE AS REPORTED BELOW.

6100 PUPIL PERSONNEL	6400 INSTR STAFF TRAINING	99 7700 CENTRAL SERVICES
6200 INSTRUCTIONAL MEDIA	7300 SCHOOL ADMINISTRATION	7900 OPERATION OF PLANT
6300 INSTR & CURR DEVLPMNT	7400 FACILITIES ACQ-CONSTR	8100 MAINTENANCE OF PLANT
		8200 ADMIN. TECH. SERVICES
		6500 INSTR. TECH. SERVICES

FUND- 8
 SCHL- 0241 SILVER SANDS SCHOOL

PROGRAM CATEGORY	NBR	DIRECT						TOTAL DIRECT	SCHOOL INDIRECT	SCHOOL COST	DISTRICT INDIRECT	TOTAL
		SALARIES	BENEFITS	PURCHASED SERVICES	MATERIAL SUPPLIES	OTHER EXPENSES	CAPITAL OUTLAY					
ESE LEVEL 4	254	18	2		7	3	2507	2538	2538	3968	6507	
ESE LEVEL 5	255	8	1		3	1	1212	1227	1227	1919	3146	
ESE		27	3		10	5	3719	3766	3766	5888	9654	
TOTAL FOR FEFP		27	3		10	5	3719	3766	3766	5888	9654	

FOOD SERVICE
 TRANSPORTATION

THOSE COSTS REPORTED IN THE COLUMN TITLED -SCHOOL INDIRECT- ARE DERIVED FROM TWO SOURCES: A) EXPENDITURES RECORDED BY SCHOOL AND B) SCHOOL LEVEL EXPENDITURES CENTRALLY RECORDED. FUNCTIONALLY DISTRIBUTED, THESE COSTS ARE AS REPORTED BELOW.

6100 PUPIL PERSONNEL	6400 INSTR STAFF TRAINING	7700 CENTRAL SERVICES
6200 INSTRUCTIONAL MEDIA	7300 SCHOOL ADMINISTRATION	7900 OPERATION OF PLANT
6300 INSTR & CURR DEVLPMNT	7400 FACILITIES ACQ-CONSTR	8100 MAINTENANCE OF PLANT
		8200 ADMIN. TECH. SERVICES
		6500 INSTR. TECH. SERVICES

FUND- 8
 SCHL- 0251 RIVERSIDE ELEMENTARY

PROGRAM CATEGORY	NBR	DIRECT							TOTAL DIRECT	SCHOOL INDIRECT	SCHOOL COST	DISTRICT INDIRECT	TOTAL
		SALARIES	BENEFITS	PURCHASED SERVICES	MATERIAL SUPPLIES	OTHER EXPENSES	CAPITAL OUTLAY						
K-3 BASIC	101	40	5		15	7	5520	5589		5589	8737	14326	
4-8 BASIC	102	13	1		5	2	1835	1858		1858	2905	4763	
BASIC		54	6		20	10	7355	7447		7447	11643	19090	
ESOL	130	1					165	167		167	262	430	
ESOL		1					165	167		167	262	430	
PK-3 BASIC W/ES	111	7			2	1	1006	1018		1018	1592	2611	
4-8 BASIC W/ESE	112	3			1		531	538		538	841	1380	
ESE LEVEL 4	254						28	29		29	45	74	
ESE		11	1		4	2	1566	1586		1586	2479	4066	
TOTAL FOR FEFP		66	8		25	12	9088	9201		9201	14385	23587	

FOOD SERVICE
 TRANSPORTATION

THOSE COSTS REPORTED IN THE COLUMN TITLED -SCHOOL INDIRECT- ARE DERIVED FROM TWO SOURCES: A) EXPENDITURES RECORDED BY SCHOOL AND B) SCHOOL LEVEL EXPENDITURES CENTRALLY RECORDED. FUNCTIONALLY DISTRIBUTED, THESE COSTS ARE AS REPORTED BELOW.

- | | | |
|----------------------------|----------------------------|----------------------------|
| 6100 PUPIL PERSONNEL | 6400 INSTR STAFF TRAINING | 7700 CENTRAL SERVICES |
| 6200 INSTRUCTIONAL MEDIA | 7300 SCHOOL ADMINISTRATION | 7900 OPERATION OF PLANT |
| 6300 INSTR & CURR DEVLPMNT | 7400 FACILITIES ACQ-CONSTR | 8100 MAINTENANCE OF PLANT |
| | | 8200 ADMIN. TECH. SERVICES |
| | | 6500 INSTR. TECH. SERVICES |

FUND- 8
 SCHL- 0271 PRYOR MIDDLE SCHOOL

PROGRAM CATEGORY	NBR	DIRECT							TOTAL DIRECT	SCHOOL INDIRECT	SCHOOL COST	DISTRICT INDIRECT	TOTAL
		SALARIES	BENEFITS	PURCHASED SERVICES	MATERIAL SUPPLIES	OTHER EXPENSES	CAPITAL OUTLAY						
4-8 BASIC	102	33	4		12	6	4576	4633	221	4855	7243	12099	
BASIC		33	4		12	6	4576	4633	221	4855	7243	12099	
ESOL	130						90	91	4	95	143	239	
ESOL							90	91	4	95	143	239	
4-8 BASIC W/ESE 112		9	1		3	1	1243	1258	60	1318	1967	3286	
ESE		9	1		3	1	1243	1258	60	1318	1967	3286	
TOTAL FOR FEFP		43	5		16	8	5910	5983	285	6269	9355	15624	

FOOD SERVICE
 TRANSPORTATION

THOSE COSTS REPORTED IN THE COLUMN TITLED -SCHOOL INDIRECT- ARE DERIVED FROM TWO SOURCES: A) EXPENDITURES RECORDED BY SCHOOL AND B) SCHOOL LEVEL EXPENDITURES CENTRALLY RECORDED. FUNCTIONALLY DISTRIBUTED, THESE COSTS ARE AS REPORTED BELOW.

6100 PUPIL PERSONNEL	6400 INSTR STAFF TRAINING	285	7700 CENTRAL SERVICES
6200 INSTRUCTIONAL MEDIA	7300 SCHOOL ADMINISTRATION		7900 OPERATION OF PLANT
6300 INSTR & CURR DEVLPMNT	7400 FACILITIES ACQ-CONSTR		8100 MAINTENANCE OF PLANT
			8200 ADMIN. TECH. SERVICES
			6500 INSTR. TECH. SERVICES

FUND- 8
 SCHL- 0281 WRIGHT ELEMENTARY

PROGRAM CATEGORY	NBR	DIRECT							TOTAL DIRECT	SCHOOL INDIRECT	SCHOOL COST	DISTRICT INDIRECT	TOTAL
		SALARIES	BENEFITS	PURCHASED SERVICES	MATERIAL SUPPLIES	OTHER EXPENSES	CAPITAL OUTLAY						
K-3 BASIC	101	24	2		9	4	3294	3335	47	3382	5214	8597	
4-8 BASIC	102	10	1		4	2	1455	1473	20	1494	2303	3797	
BASIC		34	4		13	6	4749	4809	68	4877	7518	12395	
ESOL	130	4			1		570	577	8	586	903	1489	
ESOL		4			1		570	577	8	586	903	1489	
PK-3 BASIC W/ES	111	5			1		707	716	10	726	1120	1846	
4-8 BASIC W/ESE	112	5			2		718	727	10	737	1136	1874	
ESE LEVEL 4	254						24	24		24	38	63	
ESE LEVEL 5	255	1					189	192	2	195	300	495	
ESE		12	1		4	2	1640	1660	23	1684	2596	4280	
TOTAL FOR FEFP		51	6		19	9	6960	7047	99	7147	11017	18165	

FOOD SERVICE
 TRANSPORTATION

THOSE COSTS REPORTED IN THE COLUMN TITLED -SCHOOL INDIRECT- ARE DERIVED FROM TWO SOURCES: A) EXPENDITURES RECORDED BY SCHOOL AND B) SCHOOL LEVEL EXPENDITURES CENTRALLY RECORDED. FUNCTIONALLY DISTRIBUTED, THESE COSTS ARE AS REPORTED BELOW.

6100 PUPIL PERSONNEL	6400 INSTR STAFF TRAINING	99 7700 CENTRAL SERVICES
6200 INSTRUCTIONAL MEDIA	7300 SCHOOL ADMINISTRATION	7900 OPERATION OF PLANT
6300 INSTR & CURR DEVLPMNT	7400 FACILITIES ACQ-CONSTR	8100 MAINTENANCE OF PLANT
		8200 ADMIN. TECH. SERVICES
		6500 INSTR. TECH. SERVICES

FUND- 8
 SCHL- 0431 SHALIMAR ELEMENTARY

PROGRAM CATEGORY	NBR	DIRECT							TOTAL DIRECT	SCHOOL INDIRECT	SCHOOL COST	DISTRICT INDIRECT	TOTAL
		SALARIES	BENEFITS	PURCHASED SERVICES	MATERIAL SUPPLIES	OTHER EXPENSES	CAPITAL OUTLAY						
K-3 BASIC	101	26	3		9	4	3553	3597	52	3649	5623	9273	
4-8 BASIC	102	10	1		3	1	1372	1389	20	1409	2172	3582	
BASIC		36	4		13	6	4925	4986	72	5059	7796	12855	
ESOL	130	1					197	199	2	202	312	515	
ESOL		1					197	199	2	202	312	515	
PK-3 BASIC W/ES 111		8	1		3	1	1113	1126	16	1143	1761	2905	
4-8 BASIC W/ESE 112		3			1		524	530	7	538	829	1368	
ESE		12	1		4	2	1637	1657	24	1681	2591	4273	
TOTAL FOR FEFP		49	6		19	9	6760	6844	99	6944	10700	17644	

FOOD SERVICE
 TRANSPORTATION

THOSE COSTS REPORTED IN THE COLUMN TITLED -SCHOOL INDIRECT- ARE DERIVED FROM TWO SOURCES: A) EXPENDITURES RECORDED BY SCHOOL AND B) SCHOOL LEVEL EXPENDITURES CENTRALLY RECORDED. FUNCTIONALLY DISTRIBUTED, THESE COSTS ARE AS REPORTED BELOW.

6100 PUPIL PERSONNEL	6400 INSTR STAFF TRAINING	99 7700 CENTRAL SERVICES
6200 INSTRUCTIONAL MEDIA	7300 SCHOOL ADMINISTRATION	7900 OPERATION OF PLANT
6300 INSTR & CURR DEVLPMNT	7400 FACILITIES ACQ-CONSTR	8100 MAINTENANCE OF PLANT
		8200 ADMIN. TECH. SERVICES
		6500 INSTR. TECH. SERVICES

FUND- 8
 SCHL- 0541 ELLIOTT POINT ELEMENTARY

PROGRAM CATEGORY	NBR	DIRECT							TOTAL DIRECT	SCHOOL INDIRECT	SCHOOL COST	DISTRICT INDIRECT	TOTAL
		SALARIES	BENEFITS	PURCHASED SERVICES	MATERIAL SUPPLIES	OTHER EXPENSES	CAPITAL OUTLAY						
K-3 BASIC	101	29	3		11	5	3999	4049	962	5012	6331	11343	
4-8 BASIC	102	8	1		3	1	1197	1212	288	1500	1894	3395	
BASIC		38	4		14	7	5197	5261	1250	6512	8225	14738	
ESOL	130	2					333	337	80	418	528	946	
ESOL		2					333	337	80	418	528	946	
PK-3 BASIC W/ES	111	7			2	1	1032	1044	248	1293	1633	2926	
4-8 BASIC W/ESE	112	3			1		498	504	119	624	789	1413	
ESE LEVEL 4	254						81	82	19	102	129	231	
ESE		11	1		4	2	1612	1632	387	2020	2551	4572	
TOTAL FOR FEFP		52	6		20	9	7142	7231	1718	8950	11305	20256	

FOOD SERVICE
 TRANSPORTATION

THESE COSTS REPORTED IN THE COLUMN TITLED -SCHOOL INDIRECT- ARE DERIVED FROM TWO SOURCES: A) EXPENDITURES RECORDED BY SCHOOL AND B) SCHOOL LEVEL EXPENDITURES CENTRALLY RECORDED. FUNCTIONALLY DISTRIBUTED, THESE COSTS ARE AS REPORTED BELOW.

6100 PUPIL PERSONNEL	6400 INSTR STAFF TRAINING	1718	7700 CENTRAL SERVICES
6200 INSTRUCTIONAL MEDIA	7300 SCHOOL ADMINISTRATION		7900 OPERATION OF PLANT
6300 INSTR & CURR DEVLPMNT	7400 FACILITIES ACQ-CONSTR		8100 MAINTENANCE OF PLANT
			8200 ADMIN. TECH. SERVICES
			6500 INSTR. TECH. SERVICES

FUND- 8
 SCHL- 0561 MARY ESTHER ELEMENTARY

PROGRAM CATEGORY	NBR	DIRECT							TOTAL DIRECT	SCHOOL INDIRECT	SCHOOL COST	DISTRICT INDIRECT	TOTAL
		SALARIES	BENEFITS	PURCHASED SERVICES	MATERIAL SUPPLIES	OTHER EXPENSES	CAPITAL OUTLAY						
K-3 BASIC	101	27	3		10	5	3770	3817	250	4068	5968	10036	
4-8 BASIC	102	8	1		3	1	1202	1217	79	1297	1903	3200	
BASIC		36	4		13	6	4973	5035	330	5365	7871	13237	
ESOL	130	1					258	261	17	278	408	687	
ESOL		1					258	261	17	278	408	687	
PK-3 BASIC W/ES	111	7			3	1	1081	1095	71	1167	1712	2879	
4-8 BASIC W/ESE	112	2			1		380	385	25	411	603	1014	
ESE LEVEL 4	254						117	118	7	126	185	311	
ESE		11	1		4	2	1579	1599	105	1704	2500	4205	
TOTAL FOR FEFP		50	6		19	9	6811	6896	452	7349	10780	18129	

FOOD SERVICE
 TRANSPORTATION

THOSE COSTS REPORTED IN THE COLUMN TITLED -SCHOOL INDIRECT- ARE DERIVED FROM TWO SOURCES: A) EXPENDITURES RECORDED BY SCHOOL AND B) SCHOOL LEVEL EXPENDITURES CENTRALLY RECORDED. FUNCTIONALLY DISTRIBUTED, THESE COSTS ARE AS REPORTED BELOW.

6100 PUPIL PERSONNEL	6400 INSTR STAFF TRAINING	452	7700 CENTRAL SERVICES
6200 INSTRUCTIONAL MEDIA	7300 SCHOOL ADMINISTRATION		7900 OPERATION OF PLANT
6300 INSTR & CURR DEVLPMNT	7400 FACILITIES ACQ-CONSTR		8100 MAINTENANCE OF PLANT
			8200 ADMIN. TECH. SERVICES
			6500 INSTR. TECH. SERVICES

FUND- 8
 SCHL- 0571 PLEW ELEMENTARY

PROGRAM CATEGORY	NBR	DIRECT							TOTAL DIRECT	SCHOOL INDIRECT	SCHOOL COST	DISTRICT INDIRECT	TOTAL
		SALARIES	BENEFITS	PURCHASED SERVICES	MATERIAL SUPPLIES	OTHER EXPENSES	CAPITAL OUTLAY						
K-3 BASIC	101	28	3		10	5	3811	3859	52	3911	6032	9944	
4-8 BASIC	102	13	1		5	2	1795	1817	24	1842	2841	4684	
BASIC		41	5		15	7	5606	5676	76	5753	8874	14628	
ESOL	130						30	30		30	47	78	
ESOL							30	30		30	47	78	
PK-3 BASIC W/ES	111	7			2	1	1034	1047	14	1061	1637	2698	
4-8 BASIC W/ESE	112	4			1		604	611	8	620	956	1576	
ESE LEVEL 5	255						14	14		14	22	37	
ESE		12	1		4	2	1653	1673	22	1696	2616	4313	
TOTAL FOR FEFP		53	6		20	10	7290	7381	99	7481	11539	19020	

FOOD SERVICE
 TRANSPORTATION

THOSE COSTS REPORTED IN THE COLUMN TITLED -SCHOOL INDIRECT- ARE DERIVED FROM TWO SOURCES: A) EXPENDITURES RECORDED BY SCHOOL AND B) SCHOOL LEVEL EXPENDITURES CENTRALLY RECORDED. FUNCTIONALLY DISTRIBUTED, THESE COSTS ARE AS REPORTED BELOW.

- | | | |
|----------------------------|----------------------------|----------------------------|
| 6100 PUPIL PERSONNEL | 6400 INSTR STAFF TRAINING | 99 7700 CENTRAL SERVICES |
| 6200 INSTRUCTIONAL MEDIA | 7300 SCHOOL ADMINISTRATION | 7900 OPERATION OF PLANT |
| 6300 INSTR & CURR DEVLPMNT | 7400 FACILITIES ACQ-CONSTR | 8100 MAINTENANCE OF PLANT |
| | | 8200 ADMIN. TECH. SERVICES |
| | | 6500 INSTR. TECH. SERVICES |

FUND- 8
 SCHL- 0581 CHOCTAWHATCHEE HIGH

PROGRAM CATEGORY	NBR	DIRECT						TOTAL DIRECT	SCHOOL INDIRECT	SCHOOL COST	DISTRICT INDIRECT	TOTAL
		SALARIES	BENEFITS	PURCHASED SERVICES	MATERIAL SUPPLIES	OTHER EXPENSES	CAPITAL OUTLAY					
9-12 BASIC	103	85	10		32	16	11655	11800	75	11876	18448	30325
BASIC		85	10		32	16	11655	11800	75	11876	18448	30325
ESOL	130	1					171	173	1	174	270	445
ESOL		1					171	173	1	174	270	445
9-12 BASIC W/ES	113	20	2		7	3	2729	2763	17	2781	4320	7101
ESE LEVEL 4	254						24	25		25	39	64
ESE LEVEL 5	255						112	113		114	177	292
ESE		21	2		8	3	2866	2902	18	2921	4537	7458
VOCATIONAL, 6-12	300	5			2	1	747	757	4	762	1183	1945
VOCATIONAL PGM		5			2	1	747	757	4	762	1183	1945
TOTAL FOR FEFP		113	13		43	21	15441	15633	99	15733	24441	40175

FOOD SERVICE
 TRANSPORTATION

THOSE COSTS REPORTED IN THE COLUMN TITLED -SCHOOL INDIRECT- ARE DERIVED FROM TWO SOURCES: A) EXPENDITURES RECORDED BY SCHOOL AND B) SCHOOL LEVEL EXPENDITURES CENTRALLY RECORDED. FUNCTIONALLY DISTRIBUTED, THESE COSTS ARE AS REPORTED BELOW.

- | | | |
|----------------------------|----------------------------|----------------------------|
| 6100 PUPIL PERSONNEL | 6400 INSTR STAFF TRAINING | 99 7700 CENTRAL SERVICES |
| 6200 INSTRUCTIONAL MEDIA | 7300 SCHOOL ADMINISTRATION | 7900 OPERATION OF PLANT |
| 6300 INSTR & CURR DEVLPMNT | 7400 FACILITIES ACQ-CONSTR | 8100 MAINTENANCE OF PLANT |
| | | 8200 ADMIN. TECH. SERVICES |
| | | 6500 INSTR. TECH. SERVICES |

FUND- 8
 SCHL- 0601 CRESTVIEW SENIOR HIGH

PROGRAM CATEGORY	NBR	DIRECT							TOTAL DIRECT	SCHOOL INDIRECT	SCHOOL COST	DISTRICT INDIRECT	TOTAL
		SALARIES	BENEFITS	PURCHASED SERVICES	MATERIAL SUPPLIES	OTHER EXPENSES	CAPITAL OUTLAY						
9-12 BASIC	103	90	11		34	17	12334	12488	73	12561	19523	32085	
BASIC		90	11		34	17	12334	12488	73	12561	19523	32085	
ESOL	130						78	79		79	124	204	
ESOL							78	79		79	124	204	
9-12 BASIC W/ES	113	20	2		7	3	2746	2780	16	2796	4347	7144	
ESE LEVEL 4	254						30	30		30	47	78	
ESE LEVEL 5	255						72	73		74	115	189	
ESE		20	2		8	3	2849	2884	16	2901	4509	7411	
VOCATIONAL, 6-12	300	11	1		4	2	1542	1561	9	1571	2441	4012	
VOCATIONAL PGM		11	1		4	2	1542	1561	9	1571	2441	4012	
TOTAL FOR FEFP		123	15		47	23	16805	17014	99	17114	26599	43713	

FOOD SERVICE
 TRANSPORTATION

THOSE COSTS REPORTED IN THE COLUMN TITLED -SCHOOL INDIRECT- ARE DERIVED FROM TWO SOURCES: A) EXPENDITURES RECORDED BY SCHOOL AND B) SCHOOL LEVEL EXPENDITURES CENTRALLY RECORDED. FUNCTIONALLY DISTRIBUTED, THESE COSTS ARE AS REPORTED BELOW.

6100 PUPIL PERSONNEL	6400 INSTR STAFF TRAINING	99 7700 CENTRAL SERVICES
6200 INSTRUCTIONAL MEDIA	7300 SCHOOL ADMINISTRATION	7900 OPERATION OF PLANT
6300 INSTR & CURR DEVLPMNT	7400 FACILITIES ACQ-CONSTR	8100 MAINTENANCE OF PLANT
		8200 ADMIN. TECH. SERVICES
		6500 INSTR. TECH. SERVICES

FUND- 8
 SCHL- 0621 KENWOOD ELEMENTARY

PROGRAM	NBR	DIRECT							TOTAL DIRECT	SCHOOL INDIRECT	SCHOOL COST	DISTRICT INDIRECT	TOTAL
		SALARIES	BENEFITS	PURCHASED SERVICES	MATERIAL SUPPLIES	OTHER EXPENSES	CAPITAL OUTLAY						
K-3 BASIC	101	27	3		10	5	3747	3793	51	3845	5930	9776	
4-8 BASIC	102	8	1		3	1	1185	1200	16	1216	1876	3093	
BASIC		36	4		13	6	4932	4994	68	5062	7807	12869	
ESOL	130						76	77	1	78	120	199	
ESOL							76	77	1	78	120	199	
PK-3 BASIC W/ES	111	10	1		3	1	1393	1410	19	1429	2205	3634	
4-8 BASIC W/ESE	112	4			1		595	602	8	610	941	1552	
ESE LEVEL 4	254	1					203	206	2	208	322	531	
ESE LEVEL 5	255						28	28		29	45	74	
ESE		16	2		6	3	2220	2247	30	2278	3514	5793	
TOTAL FOR FEFP		53	6		20	10	7229	7319	99	7419	11442	18862	

FOOD SERVICE
 TRANSPORTATION

THOSE COSTS REPORTED IN THE COLUMN TITLED -SCHOOL INDIRECT- ARE DERIVED FROM TWO SOURCES: A) EXPENDITURES RECORDED BY SCHOOL AND B) SCHOOL LEVEL EXPENDITURES CENTRALLY RECORDED. FUNCTIONALLY DISTRIBUTED, THESE COSTS ARE AS REPORTED BELOW.

6100 PUPIL PERSONNEL	6400 INSTR STAFF TRAINING	99 7700 CENTRAL SERVICES
6200 INSTRUCTIONAL MEDIA	7300 SCHOOL ADMINISTRATION	7900 OPERATION OF PLANT
6300 INSTR & CURR DEVLPMNT	7400 FACILITIES ACQ-CONSTR	8100 MAINTENANCE OF PLANT
		8200 ADMIN. TECH. SERVICES
		6500 INSTR. TECH. SERVICES

FUND- 8
 SCHL- 0631 FLOROSA ELEMENTARY SCHOOL

PROGRAM CATEGORY	NBR	DIRECT							TOTAL DIRECT	SCHOOL INDIRECT	SCHOOL COST	DISTRICT INDIRECT	TOTAL
		SALARIES	BENEFITS	PURCHASED SERVICES	MATERIAL SUPPLIES	OTHER EXPENSES	CAPITAL OUTLAY						
K-3 BASIC	101	26	3		10	5	3628	3674	57	3731	5743	9475	
4-8 BASIC	102	7			2	1	1053	1066	16	1083	1667	2750	
BASIC		34	4		13	6	4682	4740	73	4814	7411	12225	
ESOL	130	1					161	163	2	165	255	420	
ESOL		1					161	163	2	165	255	420	
PK-3 BASIC W/ES	111	8	1		3	1	1107	1121	17	1139	1753	2892	
4-8 BASIC W/ESE	112	2					331	335	5	340	524	865	
ESE LEVEL 4	254						55	56		57	87	144	
ESE LEVEL 5	255						8	8		8	13	22	
ESE		11	1		4	2	1503	1522	23	1545	2379	3925	
TOTAL FOR FEFP		46	5		17	8	6346	6425	99	6525	10045	16571	

FOOD SERVICE
 TRANSPORTATION

THOSE COSTS REPORTED IN THE COLUMN TITLED -SCHOOL INDIRECT- ARE DERIVED FROM TWO SOURCES: A) EXPENDITURES RECORDED BY SCHOOL AND B) SCHOOL LEVEL EXPENDITURES CENTRALLY RECORDED. FUNCTIONALLY DISTRIBUTED, THESE COSTS ARE AS REPORTED BELOW.

6100 PUPIL PERSONNEL	6400 INSTR STAFF TRAINING	99 7700 CENTRAL SERVICES
6200 INSTRUCTIONAL MEDIA	7300 SCHOOL ADMINISTRATION	7900 OPERATION OF PLANT
6300 INSTR & CURR DEVLPMNT	7400 FACILITIES ACQ-CONSTR	8100 MAINTENANCE OF PLANT
		8200 ADMIN. TECH. SERVICES
		6500 INSTR. TECH. SERVICES

FUND- 8
 SCHL- 0641 FORT WALTON BEACH HIGH

PROGRAM CATEGORY	NBR	DIRECT						TOTAL DIRECT	SCHOOL INDIRECT	SCHOOL COST	DISTRICT INDIRECT	TOTAL
		SALARIES	BENEFITS	PURCHASED SERVICES	MATERIAL SUPPLIES	OTHER EXPENSES	CAPITAL OUTLAY					
9-12 BASIC	103	92	11		35	17	12548	12704		12704	19862	32567
BASIC		92	11		35	17	12548	12704		12704	19862	32567
ESOL	130						124	126		126	197	323
ESOL							124	126		126	197	323
9-12 BASIC W/ES	113	14	1		5	2	1921	1945		1945	3041	4987
ESE LEVEL 5	255						28	28		28	44	73
ESE		14	1		5	2	1950	1974		1974	3086	5060
VOCATIONAL,6-12	300	5			2	1	815	826		826	1291	2117
VOCATIONAL PGM		5			2	1	815	826		826	1291	2117
TOTAL FOR FEFP		113	13		43	21	15439	15631		15631	24437	40069

FOOD SERVICE
 TRANSPORTATION

THOSE COSTS REPORTED IN THE COLUMN TITLED -SCHOOL INDIRECT- ARE DERIVED FROM TWO SOURCES: A) EXPENDITURES RECORDED BY SCHOOL AND B) SCHOOL LEVEL EXPENDITURES CENTRALLY RECORDED. FUNCTIONALLY DISTRIBUTED, THESE COSTS ARE AS REPORTED BELOW.

- | | | |
|----------------------------|----------------------------|----------------------------|
| 6100 PUPIL PERSONNEL | 6400 INSTR STAFF TRAINING | 7700 CENTRAL SERVICES |
| 6200 INSTRUCTIONAL MEDIA | 7300 SCHOOL ADMINISTRATION | 7900 OPERATION OF PLANT |
| 6300 INSTR & CURR DEVLPMNT | 7400 FACILITIES ACQ-CONSTR | 8100 MAINTENANCE OF PLANT |
| | | 8200 ADMIN. TECH. SERVICES |
| | | 6500 INSTR. TECH. SERVICES |

FUND- 8
 SCHL- 0651 BRUNER MIDDLE SCHOOL

PROGRAM CATEGORY	NBR	DIRECT							TOTAL DIRECT	SCHOOL INDIRECT	SCHOOL COST	DISTRICT INDIRECT	TOTAL
		SALARIES	BENEFITS	PURCHASED SERVICES	MATERIAL SUPPLIES	OTHER EXPENSES	CAPITAL OUTLAY						
4-8 BASIC	102	44	5		16	8	6026	6101	646	6748	9538	16286	
BASIC		44	5		16	8	6026	6101	646	6748	9538	16286	
ESOL	130	1					176	178	18	197	278	476	
ESOL		1					176	178	18	197	278	476	
4-8 BASIC W/ESE 112		13	1		5	2	1808	1831	194	2025	2862	4887	
ESE		13	1		5	2	1808	1831	194	2025	2862	4887	
TOTAL FOR FEFP		58	7		22	11	8011	8110	859	8970	12680	21651	

FOOD SERVICE
 TRANSPORTATION

THOSE COSTS REPORTED IN THE COLUMN TITLED -SCHOOL INDIRECT- ARE DERIVED FROM TWO SOURCES: A) EXPENDITURES RECORDED BY SCHOOL AND B) SCHOOL LEVEL EXPENDITURES CENTRALLY RECORDED. FUNCTIONALLY DISTRIBUTED, THESE COSTS ARE AS REPORTED BELOW.

6100 PUPIL PERSONNEL	6400 INSTR STAFF TRAINING	859	7700 CENTRAL SERVICES
6200 INSTRUCTIONAL MEDIA	7300 SCHOOL ADMINISTRATION		7900 OPERATION OF PLANT
6300 INSTR & CURR DEVLPMNT	7400 FACILITIES ACQ-CONSTR		8100 MAINTENANCE OF PLANT
			8200 ADMIN. TECH. SERVICES
			6500 INSTR. TECH. SERVICES

FUND- 8
 SCHL- 0671 LEWIS MIDDLE SCHOOL

PROGRAM CATEGORY	NBR	DIRECT							TOTAL DIRECT	SCHOOL INDIRECT	SCHOOL COST	DISTRICT INDIRECT	TOTAL
		SALARIES	BENEFITS	PURCHASED SERVICES	MATERIAL SUPPLIES	OTHER EXPENSES	CAPITAL OUTLAY						
K-3 BASIC	101	9	1		3	1	1348	1365	17	1382	2134	3517	
4-8 BASIC	102	27	3		10	5	3718	3764	47	3812	5885	9697	
BASIC		37	4		14	7	5067	5130	65	5195	8020	13215	
ESOL	130						70	71		72	111	184	
ESOL							70	71		72	111	184	
PK-3 BASIC W/ES	111	6			2	1	921	933	11	945	1459	2404	
4-8 BASIC W/ESE	112	11	1		4	2	1631	1651	20	1672	2581	4253	
ESE LEVEL 4	254						88	89	1	91	140	231	
ESE		19	2		7	3	2641	2674	33	2708	4181	6889	
TOTAL FOR FEFP		57	7		21	10	7779	7876	99	7976	12313	20289	

FOOD SERVICE
 TRANSPORTATION

THOSE COSTS REPORTED IN THE COLUMN TITLED -SCHOOL INDIRECT- ARE DERIVED FROM TWO SOURCES: A) EXPENDITURES RECORDED BY SCHOOL AND B) SCHOOL LEVEL EXPENDITURES CENTRALLY RECORDED. FUNCTIONALLY DISTRIBUTED, THESE COSTS ARE AS REPORTED BELOW.

6100 PUPIL PERSONNEL	6400 INSTR STAFF TRAINING	99 7700 CENTRAL SERVICES
6200 INSTRUCTIONAL MEDIA	7300 SCHOOL ADMINISTRATION	7900 OPERATION OF PLANT
6300 INSTR & CURR DEVLPMNT	7400 FACILITIES ACQ-CONSTR	8100 MAINTENANCE OF PLANT
		8200 ADMIN. TECH. SERVICES
		6500 INSTR. TECH. SERVICES

FUND- 8
 SCHL- 0681 LONGWOOD ELEMENTARY SCHOOL

PROGRAM CATEGORY	NBR	DIRECT							TOTAL DIRECT	SCHOOL INDIRECT	SCHOOL COST	DISTRICT INDIRECT	TOTAL
		SALARIES	BENEFITS	PURCHASED SERVICES	MATERIAL SUPPLIES	OTHER EXPENSES	CAPITAL OUTLAY	TOTAL					
K-3 BASIC	101	24	3		9	4	3317	3358	50	3408	5250	8659	
4-8 BASIC	102	9	1		3	1	1234	1250	18	1269	1954	3223	
BASIC		33	4		12	6	4552	4608	69	4677	7205	11882	
ESOL	130	4			1		608	616	9	625	963	1588	
ESOL		4			1		608	616	9	625	963	1588	
PK-3 BASIC W/ES	111	6			2	1	913	924	13	938	1445	2384	
4-8 BASIC W/ESE	112	3			1		454	459	6	466	718	1185	
ESE LEVEL 4	254						52	53		54	83	138	
ESE LEVEL 5	255						4	4		4	7	12	
ESE		10	1		4	1	1425	1442	21	1464	2255	3720	
TOTAL FOR FEFP		48	5		18	9	6585	6667	99	6767	10424	17191	

FOOD SERVICE
 TRANSPORTATION

THOSE COSTS REPORTED IN THE COLUMN TITLED -SCHOOL INDIRECT- ARE DERIVED FROM TWO SOURCES: A) EXPENDITURES RECORDED BY SCHOOL AND B) SCHOOL LEVEL EXPENDITURES CENTRALLY RECORDED. FUNCTIONALLY DISTRIBUTED, THESE COSTS ARE AS REPORTED BELOW.

6100 PUPIL PERSONNEL	6400 INSTR STAFF TRAINING	99 7700 CENTRAL SERVICES
6200 INSTRUCTIONAL MEDIA	7300 SCHOOL ADMINISTRATION	7900 OPERATION OF PLANT
6300 INSTR & CURR DEVLPMNT	7400 FACILITIES ACQ-CONSTR	8100 MAINTENANCE OF PLANT
		8200 ADMIN. TECH. SERVICES
		6500 INSTR. TECH. SERVICES

FUND- 8
 SCHL- 0701 CHOICE HIGH SCHOOL & TECH CNTR

PROGRAM CATEGORY	NBR	DIRECT							TOTAL DIRECT	SCHOOL INDIRECT	SCHOOL COST	DISTRICT INDIRECT	TOTAL
		SALARIES	BENEFITS	PURCHASED SERVICES	MATERIAL SUPPLIES	OTHER EXPENSES	CAPITAL OUTLAY						
4-8 BASIC	102	1					253	256		256	400	657	
9-12 BASIC	103	10	1		3	1	1420	1437		1437	2247	3685	
BASIC		12	1		4	2	1673	1694		1694	2648	4342	
PK-3 BASIC W/ES	111						15	15		15	24	40	
4-8 BASIC W/ESE	112	1					238	241		241	376	618	
9-12 BASIC W/ES	113	5			2	1	748	757		757	1184	1941	
ESE LEVEL 5	255						28	28		28	44	73	
ESE		7			2	1	1030	1042		1042	1630	2673	
VOCATIONAL,6-12	300	5			2	1	814	824		824	1288	2113	
VOCATIONAL PGM		5			2	1	814	824		824	1288	2113	
TOTAL FOR FEFP		25	3		9	4	3517	3561		3561	5567	9128	

FOOD SERVICE
 TRANSPORTATION

THOSE COSTS REPORTED IN THE COLUMN TITLED -SCHOOL INDIRECT- ARE DERIVED FROM TWO SOURCES: A) EXPENDITURES RECORDED BY SCHOOL AND B) SCHOOL LEVEL EXPENDITURES CENTRALLY RECORDED. FUNCTIONALLY DISTRIBUTED, THESE COSTS ARE AS REPORTED BELOW.

6100 PUPIL PERSONNEL	6400 INSTR STAFF TRAINING	7700 CENTRAL SERVICES
6200 INSTRUCTIONAL MEDIA	7300 SCHOOL ADMINISTRATION	7900 OPERATION OF PLANT
6300 INSTR & CURR DEVLPMNT	7400 FACILITIES ACQ-CONSTR	8100 MAINTENANCE OF PLANT
		8200 ADMIN. TECH. SERVICES
		6500 INSTR. TECH. SERVICES

FUND- 8
 SCHL- 0731 WALKER ELEMENTARY

PROGRAM CATEGORY	NBR	DIRECT							TOTAL DIRECT	SCHOOL INDIRECT	SCHOOL COST	DISTRICT INDIRECT	TOTAL
		SALARIES	BENEFITS	PURCHASED SERVICES	MATERIAL SUPPLIES	OTHER EXPENSES	CAPITAL OUTLAY						
K-3 BASIC	101	29	3		11	5	4070	4121	27	4148	6442	10591	
4-8 BASIC	102	12	1		4	2	1685	1706	11	1718	2668	4386	
BASIC		42	5		16	7	5756	5827	38	5866	9110	14977	
ESOL	130						29	30		30	47	77	
ESOL							29	30		30	47	77	
PK-3 BASIC W/ES	111	7			2	1	1042	1055	7	1062	1650	2713	
4-8 BASIC W/ESE	112	4			1		552	559	3	562	873	1436	
ESE LEVEL 4	254						19	19		19	30	50	
ESE		11	1		4	2	1614	1634	10	1645	2555	4200	
TOTAL FOR FEFP		54	6		20	10	7400	7492	49	7542	11713	19255	

FOOD SERVICE
 TRANSPORTATION

THOSE COSTS REPORTED IN THE COLUMN TITLED -SCHOOL INDIRECT- ARE DERIVED FROM TWO SOURCES: A) EXPENDITURES RECORDED BY SCHOOL AND B) SCHOOL LEVEL EXPENDITURES CENTRALLY RECORDED. FUNCTIONALLY DISTRIBUTED, THESE COSTS ARE AS REPORTED BELOW.

6100 PUPIL PERSONNEL	6400 INSTR STAFF TRAINING	49 7700 CENTRAL SERVICES
6200 INSTRUCTIONAL MEDIA	7300 SCHOOL ADMINISTRATION	7900 OPERATION OF PLANT
6300 INSTR & CURR DEVLPMNT	7400 FACILITIES ACQ-CONSTR	8100 MAINTENANCE OF PLANT
		8200 ADMIN. TECH. SERVICES
		6500 INSTR. TECH. SERVICES

FUND- 8
 SCHL- 0741 BLUEWATER ELEMENTARY

PROGRAM	NBR	DIRECT							TOTAL DIRECT	SCHOOL INDIRECT	SCHOOL COST	DISTRICT INDIRECT	TOTAL
		SALARIES	BENEFITS	PURCHASED SERVICES	MATERIAL SUPPLIES	OTHER EXPENSES	CAPITAL OUTLAY						
K-3 BASIC	101	33	4		12	6	4521	4578	295	4873	7157	12030	
4-8 BASIC	102	10	1		3	1	1397	1414	91	1506	2211	3717	
BASIC		43	5		16	8	5919	5992	386	6379	9369	15748	
ESOL	130						76	77	5	82	121	203	
ESOL							76	77	5	82	121	203	
PK-3 BASIC W/ES 111		10	1		4	2	1462	1480	95	1575	2314	3890	
4-8 BASIC W/ESE 112		6			2	1	828	839	54	893	1311	2205	
ESE		16	2		6	3	2291	2319	149	2469	3626	6095	
TOTAL FOR FEFP		60	7		23	11	8286	8390	540	8931	13116	22047	

FOOD SERVICE
 TRANSPORTATION

THOSE COSTS REPORTED IN THE COLUMN TITLED -SCHOOL INDIRECT- ARE DERIVED FROM TWO SOURCES: A) EXPENDITURES RECORDED BY SCHOOL AND B) SCHOOL LEVEL EXPENDITURES CENTRALLY RECORDED. FUNCTIONALLY DISTRIBUTED, THESE COSTS ARE AS REPORTED BELOW.

6100 PUPIL PERSONNEL	6400 INSTR STAFF TRAINING	540 7700 CENTRAL SERVICES
6200 INSTRUCTIONAL MEDIA	7300 SCHOOL ADMINISTRATION	7900 OPERATION OF PLANT
6300 INSTR & CURR DEVLPMNT	7400 FACILITIES ACQ-CONSTR	8100 MAINTENANCE OF PLANT
		8200 ADMIN. TECH. SERVICES
		6500 INSTR. TECH. SERVICES

FUND- 8
 SCHL- 0751 ANTIOCH ELEMENTARY

PROGRAM CATEGORY	NBR	DIRECT							TOTAL DIRECT	SCHOOL INDIRECT	SCHOOL COST	DISTRICT INDIRECT	TOTAL
		SALARIES	BENEFITS	PURCHASED SERVICES	MATERIAL SUPPLIES	OTHER EXPENSES	CAPITAL OUTLAY						
K-3 BASIC	101	35	4		13	6	4888	4949	63	5012	7737	12750	
4-8 BASIC	102	12	1		4	2	1642	1662	21	1684	2599	4283	
BASIC		47	5		18	9	6530	6612	84	6696	10337	17034	
ESOL	130						31	31		32	49	82	
ESOL							31	31		32	49	82	
PK-3 BASIC W/ES 111		4			1		606	614	7	622	960	1582	
4-8 BASIC W/ESE 112		4			1		565	572	7	580	895	1475	
ESE		8	1		3	1	1172	1187	15	1202	1855	3057	
TOTAL FOR FEFP		56	7		21	10	7734	7831	99	7931	12242	20173	

FOOD SERVICE
 TRANSPORTATION

THOSE COSTS REPORTED IN THE COLUMN TITLED -SCHOOL INDIRECT- ARE DERIVED FROM TWO SOURCES: A) EXPENDITURES RECORDED BY SCHOOL AND B) SCHOOL LEVEL EXPENDITURES CENTRALLY RECORDED. FUNCTIONALLY DISTRIBUTED, THESE COSTS ARE AS REPORTED BELOW.

6100 PUPIL PERSONNEL	6400 INSTR STAFF TRAINING	99 7700 CENTRAL SERVICES
6200 INSTRUCTIONAL MEDIA	7300 SCHOOL ADMINISTRATION	7900 OPERATION OF PLANT
6300 INSTR & CURR DEVLPMNT	7400 FACILITIES ACQ-CONSTR	8100 MAINTENANCE OF PLANT
		8200 ADMIN. TECH. SERVICES
		6500 INSTR. TECH. SERVICES

FUND- 8
 SCHL- 0761 DAVIDSON MIDDLE SCHOOL

PROGRAM	NBR	DIRECT							TOTAL DIRECT	SCHOOL INDIRECT	SCHOOL COST	DISTRICT INDIRECT	TOTAL
		SALARIES	BENEFITS	PURCHASED SERVICES	MATERIAL SUPPLIES	OTHER EXPENSES	CAPITAL OUTLAY						
4-8 BASIC	102	48	5		18	9	6533	6615	79	6694	10341	17035	
BASIC		48	5		18	9	6533	6615	79	6694	10341	17035	
4-8 BASIC W/ESE	112	12	1		4	2	1668	1689	20	1709	2640	4350	
ESE LEVEL 4	254						25	25		26	40	66	
ESE LEVEL 5	255						30	30		30	47	78	
ESE		12	1		4	2	1724	1745	20	1766	2729	4495	
TOTAL FOR FEFP		60	7		23	11	8257	8360	99	8460	13070	21531	

FOOD SERVICE
 TRANSPORTATION

THOSE COSTS REPORTED IN THE COLUMN TITLED -SCHOOL INDIRECT- ARE DERIVED FROM TWO SOURCES: A) EXPENDITURES RECORDED BY SCHOOL AND B) SCHOOL LEVEL EXPENDITURES CENTRALLY RECORDED. FUNCTIONALLY DISTRIBUTED, THESE COSTS ARE AS REPORTED BELOW.

- | | | |
|----------------------------|----------------------------|----------------------------|
| 6100 PUPIL PERSONNEL | 6400 INSTR STAFF TRAINING | 99 7700 CENTRAL SERVICES |
| 6200 INSTRUCTIONAL MEDIA | 7300 SCHOOL ADMINISTRATION | 7900 OPERATION OF PLANT |
| 6300 INSTR & CURR DEVLPMNT | 7400 FACILITIES ACQ-CONSTR | 8100 MAINTENANCE OF PLANT |
| | | 8200 ADMIN. TECH. SERVICES |
| | | 6500 INSTR. TECH. SERVICES |

FUND- 8
 SCHL- 0771 DESTIN MIDDLE SCHOOL

PROGRAM CATEGORY	NBR	DIRECT							TOTAL DIRECT	SCHOOL INDIRECT	SCHOOL COST	DISTRICT INDIRECT	TOTAL
		SALARIES	BENEFITS	PURCHASED SERVICES	MATERIAL SUPPLIES	OTHER EXPENSES	CAPITAL OUTLAY						
4-8 BASIC	102	36	4		13	6	4970	5032	184	5217	7868	13085	
BASIC		36	4		13	6	4970	5032	184	5217	7868	13085	
ESOL	130						61	62	2	64	96	161	
ESOL							61	62	2	64	96	161	
4-8 BASIC W/ESE	112	6			2	1	828	838	30	869	1311	2180	
ESE LEVEL 5	255						18	18		19	29	48	
ESE		6			2	1	846	857	31	888	1340	2228	
TOTAL FOR FEFP		43	5		16	8	5878	5952	217	6170	9305	15475	

FOOD SERVICE
 TRANSPORTATION

THOSE COSTS REPORTED IN THE COLUMN TITLED -SCHOOL INDIRECT- ARE DERIVED FROM TWO SOURCES: A) EXPENDITURES RECORDED BY SCHOOL AND B) SCHOOL LEVEL EXPENDITURES CENTRALLY RECORDED. FUNCTIONALLY DISTRIBUTED, THESE COSTS ARE AS REPORTED BELOW.

6100 PUPIL PERSONNEL	6400 INSTR STAFF TRAINING	217 7700 CENTRAL SERVICES
6200 INSTRUCTIONAL MEDIA	7300 SCHOOL ADMINISTRATION	7900 OPERATION OF PLANT
6300 INSTR & CURR DEVLPMNT	7400 FACILITIES ACQ-CONSTR	8100 MAINTENANCE OF PLANT
		8200 ADMIN. TECH. SERVICES
		6500 INSTR. TECH. SERVICES

FUND- 8
 SCHL- 0791 ECCI - NORTH

PROGRAM CATEGORY	NBR	DIRECT							TOTAL DIRECT	SCHOOL INDIRECT	SCHOOL COST	DISTRICT INDIRECT	TOTAL
		SALARIES	BENEFITS	PURCHASED SERVICES	MATERIAL SUPPLIES	OTHER EXPENSES	CAPITAL OUTLAY						
4-8 BASIC	102	3			1		449	455		455	711	1167	
9-12 BASIC	103	1					199	201		201	315	517	
BASIC		4			1		649	657		657	1027	1685	
4-8 BASIC W/ESE	112						123	125		125	195	321	
9-12 BASIC W/ES	113						77	78		78	123	201	
ESE LEVEL 5	255						16	16		16	26	43	
ESE		1					218	221		221	345	566	
VOCATIONAL,6-12	300						65	66		66	104	170	
VOCATIONAL PGM							65	66		66	104	170	
TOTAL FOR FEFP		6			2	1	933	945		945	1477	2422	

FOOD SERVICE
 TRANSPORTATION

THOSE COSTS REPORTED IN THE COLUMN TITLED -SCHOOL INDIRECT- ARE DERIVED FROM TWO SOURCES: A) EXPENDITURES RECORDED BY SCHOOL AND B) SCHOOL LEVEL EXPENDITURES CENTRALLY RECORDED. FUNCTIONALLY DISTRIBUTED, THESE COSTS ARE AS REPORTED BELOW.

- | | | |
|----------------------------|----------------------------|----------------------------|
| 6100 PUPIL PERSONNEL | 6400 INSTR STAFF TRAINING | 7700 CENTRAL SERVICES |
| 6200 INSTRUCTIONAL MEDIA | 7300 SCHOOL ADMINISTRATION | 7900 OPERATION OF PLANT |
| 6300 INSTR & CURR DEVLPMNT | 7400 FACILITIES ACQ-CONSTR | 8100 MAINTENANCE OF PLANT |
| | | 8200 ADMIN. TECH. SERVICES |
| | | 6500 INSTR. TECH. SERVICES |

FUND- 8
 SCHL- 0801 RICHBOURG SCHOOL

----- PROGRAM -----		----- DIRECT -----							SCHOOL	SCHOOL	DISTRICT	TOTAL
CATEGORY	NBR	SALARIES	BENEFITS	PURCHASED SERVICES	MATERIAL SUPPLIES	OTHER EXPENSES	CAPITAL OUTLAY	TOTAL DIRECT	INDIRECT	COST	INDIRECT	TOTAL
PK-3 BASIC W/ES	111						49	50		50	78	128
9-12 BASIC W/ES	113						15	15		15	24	39
ESE LEVEL 4	254	6			2	1	914	925		925	1447	2373
ESE LEVEL 5	255	4			1		677	686		686	1072	1758
ESE		12	1		4	2	1657	1677		1677	2623	4300
TOTAL FOR FEFP		12	1		4	2	1657	1677		1677	2623	4300
FOOD SERVICE												
TRANSPORTATION												

THOSE COSTS REPORTED IN THE COLUMN TITLED -SCHOOL INDIRECT- ARE DERIVED FROM TWO SOURCES: A) EXPENDITURES RECORDED BY SCHOOL AND B) SCHOOL LEVEL EXPENDITURES CENTRALLY RECORDED. FUNCTIONALLY DISTRIBUTED, THESE COSTS ARE AS REPORTED BELOW.

- | | | |
|----------------------------|----------------------------|----------------------------|
| 6100 PUPIL PERSONNEL | 6400 INSTR STAFF TRAINING | 7700 CENTRAL SERVICES |
| 6200 INSTRUCTIONAL MEDIA | 7300 SCHOOL ADMINISTRATION | 7900 OPERATION OF PLANT |
| 6300 INSTR & CURR DEVLPMNT | 7400 FACILITIES ACQ-CONSTR | 8100 MAINTENANCE OF PLANT |
| | | 8200 ADMIN. TECH. SERVICES |
| | | 6500 INSTR. TECH. SERVICES |

FUND- 8
 SCHL- 0811 SOUTHSIDE CENTER

PROGRAM CATEGORY	NBR	DIRECT						TOTAL DIRECT	SCHOOL INDIRECT	SCHOOL COST	DISTRICT INDIRECT	TOTAL
		SALARIES	BENEFITS	PURCHASED SERVICES	MATERIAL SUPPLIES	OTHER EXPENSES	CAPITAL OUTLAY					
PK-3 BASIC W/ES	111	11	1		4	2	1529	1548	1548	2420	3968	
ESE LEVEL 4	254						23	24	24	37	61	
ESE		11	1		4	2	1552	1572	1572	2457	4030	
TOTAL FOR FEFP		11	1		4	2	1552	1572	1572	2457	4030	

FOOD SERVICE
 TRANSPORTATION

THOSE COSTS REPORTED IN THE COLUMN TITLED -SCHOOL INDIRECT- ARE DERIVED FROM TWO SOURCES: A) EXPENDITURES RECORDED BY SCHOOL AND B) SCHOOL LEVEL EXPENDITURES CENTRALLY RECORDED. FUNCTIONALLY DISTRIBUTED, THESE COSTS ARE AS REPORTED BELOW.

6100 PUPIL PERSONNEL	6400 INSTR STAFF TRAINING	7700 CENTRAL SERVICES
6200 INSTRUCTIONAL MEDIA	7300 SCHOOL ADMINISTRATION	7900 OPERATION OF PLANT
6300 INSTR & CURR DEVLPMNT	7400 FACILITIES ACQ-CONSTR	8100 MAINTENANCE OF PLANT
		8200 ADMIN. TECH. SERVICES
		6500 INSTR. TECH. SERVICES

FUND- 8
 SCHL- 9810 GULF COAST YOUTH ACADEMY

PROGRAM CATEGORY	NBR	DIRECT						TOTAL DIRECT	SCHOOL INDIRECT	SCHOOL COST	DISTRICT INDIRECT	TOTAL
		SALARIES	BENEFITS	PURCHASED SERVICES	MATERIAL SUPPLIES	OTHER EXPENSES	CAPITAL OUTLAY					
4-8 BASIC	102	3			1		455	461	461	720	1182	
9-12 BASIC	103	2			1		360	364	364	569	934	
BASIC		5			2	1	815	825	825	1290	2116	
4-8 BASIC W/ESE 112							115	117	117	183	300	
9-12 BASIC W/ES 113		2			1		358	363	363	568	931	
ESE		3			1		474	480	480	751	1231	
VOCATIONAL,6-12 300							88	89	89	139	228	
VOCATIONAL PGM							88	89	89	139	228	
TOTAL FOR FEFP		10	1		3	1	1378	1395	1395	2181	3576	

FOOD SERVICE
 TRANSPORTATION

THOSE COSTS REPORTED IN THE COLUMN TITLED -SCHOOL INDIRECT- ARE DERIVED FROM TWO SOURCES: A) EXPENDITURES RECORDED BY SCHOOL AND B) SCHOOL LEVEL EXPENDITURES CENTRALLY RECORDED. FUNCTIONALLY DISTRIBUTED, THESE COSTS ARE AS REPORTED BELOW.

6100 PUPIL PERSONNEL	6400 INSTR STAFF TRAINING	7700 CENTRAL SERVICES
6200 INSTRUCTIONAL MEDIA	7300 SCHOOL ADMINISTRATION	7900 OPERATION OF PLANT
6300 INSTR & CURR DEVLPMNT	7400 FACILITIES ACQ-CONSTR	8100 MAINTENANCE OF PLANT
		8200 ADMIN. TECH. SERVICES
		6500 INSTR. TECH. SERVICES

FUND- 8
 SCHL- 9811 OKALOOSA YOUTH DEVELOPMENT CTR

PROGRAM	NBR	DIRECT						TOTAL DIRECT	SCHOOL INDIRECT	SCHOOL COST	DISTRICT INDIRECT	TOTAL
		SALARIES	BENEFITS	PURCHASED SERVICES	MATERIAL SUPPLIES	OTHER EXPENSES	CAPITAL OUTLAY					
4-8 BASIC	102						44	45		45	71	116
9-12 BASIC	103						71	71		71	112	184
BASIC							115	117		117	183	300
4-8 BASIC W/ESE	112						105	106		106	166	272
9-12 BASIC W/ES	113	2					287	291		291	454	746
ESE		2			1		392	397		397	621	1018
VOCATIONAL,6-12	300						31	31		31	49	81
VOCATIONAL PGM							31	31		31	49	81
TOTAL FOR FEFP		3			1		539	546		546	854	1401

FOOD SERVICE
 TRANSPORTATION

THOSE COSTS REPORTED IN THE COLUMN TITLED -SCHOOL INDIRECT- ARE DERIVED FROM TWO SOURCES: A) EXPENDITURES RECORDED BY SCHOOL AND B) SCHOOL LEVEL EXPENDITURES CENTRALLY RECORDED. FUNCTIONALLY DISTRIBUTED, THESE COSTS ARE AS REPORTED BELOW.

- | | | |
|----------------------------|----------------------------|----------------------------|
| 6100 PUPIL PERSONNEL | 6400 INSTR STAFF TRAINING | 7700 CENTRAL SERVICES |
| 6200 INSTRUCTIONAL MEDIA | 7300 SCHOOL ADMINISTRATION | 7900 OPERATION OF PLANT |
| 6300 INSTR & CURR DEVLPMNT | 7400 FACILITIES ACQ-CONSTR | 8100 MAINTENANCE OF PLANT |
| | | 8200 ADMIN. TECH. SERVICES |
| | | 6500 INSTR. TECH. SERVICES |

FUND- 8
 SCHL- 9812 OKALOOSA YOUTH ACADEMY

PROGRAM CATEGORY	NBR	DIRECT					TOTAL DIRECT	SCHOOL INDIRECT	SCHOOL COST	DISTRICT INDIRECT	TOTAL
		SALARIES	BENEFITS	PURCHASED SERVICES	MATERIAL SUPPLIES	OTHER EXPENSES					
4-8 BASIC	102	2				279	282	282	442	725	
9-12 BASIC	103	2				309	313	313	490	803	
BASIC		4			1	589	596	596	932	1529	
4-8 BASIC W/ESE 112		1				232	235	235	367	603	
9-12 BASIC W/ES 113		1				223	226	226	353	579	
ESE		3			1	455	461	461	721	1182	
VOCATIONAL,6-12 300						96	97	97	152	249	
VOCATIONAL PGM						96	97	97	152	249	
TOTAL FOR FEFP		8	1		3	1141	1155	1155	1806	2961	

FOOD SERVICE
 TRANSPORTATION

THOSE COSTS REPORTED IN THE COLUMN TITLED -SCHOOL INDIRECT- ARE DERIVED FROM TWO SOURCES: A) EXPENDITURES RECORDED BY SCHOOL AND B) SCHOOL LEVEL EXPENDITURES CENTRALLY RECORDED. FUNCTIONALLY DISTRIBUTED, THESE COSTS ARE AS REPORTED BELOW.

6100 PUPIL PERSONNEL	6400 INSTR STAFF TRAINING	7700 CENTRAL SERVICES
6200 INSTRUCTIONAL MEDIA	7300 SCHOOL ADMINISTRATION	7900 OPERATION OF PLANT
6300 INSTR & CURR DEVLPMNT	7400 FACILITIES ACQ-CONSTR	8100 MAINTENANCE OF PLANT
		8200 ADMIN. TECH. SERVICES
		6500 INSTR. TECH. SERVICES

FUND- 8
 SCHL- 9813 OKALOOSA REGIONAL DETENTION CT

PROGRAM CATEGORY	NBR	DIRECT							TOTAL DIRECT	SCHOOL INDIRECT	SCHOOL COST	DISTRICT INDIRECT	TOTAL
		SALARIES	BENEFITS	PURCHASED SERVICES	MATERIAL SUPPLIES	OTHER EXPENSES	CAPITAL OUTLAY						
4-8 BASIC	102						56	57		57	89	146	
9-12 BASIC	103	2					274	278		278	435	713	
BASIC		2					331	335		335	524	860	
4-8 BASIC W/ESE	112						35	35		35	55	90	
9-12 BASIC W/ES	113						25	25		25	39	65	
ESE							60	61		61	95	156	
TOTAL FOR FEFP		2			1		391	396		396	620	1016	

FOOD SERVICE
 TRANSPORTATION

THOSE COSTS REPORTED IN THE COLUMN TITLED -SCHOOL INDIRECT- ARE DERIVED FROM TWO SOURCES: A) EXPENDITURES RECORDED BY SCHOOL AND B) SCHOOL LEVEL EXPENDITURES CENTRALLY RECORDED. FUNCTIONALLY DISTRIBUTED, THESE COSTS ARE AS REPORTED BELOW.

- | | | |
|----------------------------|----------------------------|----------------------------|
| 6100 PUPIL PERSONNEL | 6400 INSTR STAFF TRAINING | 7700 CENTRAL SERVICES |
| 6200 INSTRUCTIONAL MEDIA | 7300 SCHOOL ADMINISTRATION | 7900 OPERATION OF PLANT |
| 6300 INSTR & CURR DEVLPMNT | 7400 FACILITIES ACQ-CONSTR | 8100 MAINTENANCE OF PLANT |
| | | 8200 ADMIN. TECH. SERVICES |
| | | 6500 INSTR. TECH. SERVICES |

FUND- 8
 SCHL- 9814 ADOLESCENT SUBSTANCE ABUSE PRG

PROGRAM	NBR	DIRECT						TOTAL DIRECT	SCHOOL INDIRECT	SCHOOL COST	DISTRICT INDIRECT	TOTAL
		SALARIES	BENEFITS	PURCHASED SERVICES	MATERIAL SUPPLIES	OTHER EXPENSES	CAPITAL OUTLAY					
4-8 BASIC	102						85	86		86	134	220
9-12 BASIC	103	1					211	213		213	334	547
BASIC		2					296	299		299	468	768
4-8 BASIC W/ESE	112						24	24		24	38	63
9-12 BASIC W/ES	113	1					207	209		209	328	538
ESE		1					231	234		234	366	601
VOCATIONAL,6-12	300						90	91		91	143	235
VOCATIONAL PGM							90	91		91	143	235
TOTAL FOR FEFP		4			1		618	626		626	979	1605

FOOD SERVICE
 TRANSPORTATION

THOSE COSTS REPORTED IN THE COLUMN TITLED -SCHOOL INDIRECT- ARE DERIVED FROM TWO SOURCES: A) EXPENDITURES RECORDED BY SCHOOL AND B) SCHOOL LEVEL EXPENDITURES CENTRALLY RECORDED. FUNCTIONALLY DISTRIBUTED, THESE COSTS ARE AS REPORTED BELOW.

- | | | |
|----------------------------|----------------------------|----------------------------|
| 6100 PUPIL PERSONNEL | 6400 INSTR STAFF TRAINING | 7700 CENTRAL SERVICES |
| 6200 INSTRUCTIONAL MEDIA | 7300 SCHOOL ADMINISTRATION | 7900 OPERATION OF PLANT |
| 6300 INSTR & CURR DEVLPMNT | 7400 FACILITIES ACQ-CONSTR | 8100 MAINTENANCE OF PLANT |
| | | 8200 ADMIN. TECH. SERVICES |
| | | 6500 INSTR. TECH. SERVICES |

FUND- 8
 SCHL- 9817 MILTON GIRLS JUVENILE RESIDENT

PROGRAM CATEGORY	NBR	DIRECT							TOTAL DIRECT	SCHOOL INDIRECT	SCHOOL COST	DISTRICT INDIRECT	TOTAL
		SALARIES	BENEFITS	PURCHASED SERVICES	MATERIAL SUPPLIES	OTHER EXPENSES	CAPITAL OUTLAY						
4-8 BASIC	102	1					168	170		170	267	438	
9-12 BASIC	103	2					340	344		344	538	882	
BASIC		3			1		509	515		515	805	1321	
4-8 BASIC W/ESE 112							107	108		108	169	277	
9-12 BASIC W/ES 113		1					138	140		140	219	360	
ESE		1					246	249		249	389	638	
VOCATIONAL,6-12 300							64	65		65	102	167	
VOCATIONAL PGM							64	65		65	102	167	
TOTAL FOR FEFP		6			2	1	819	829		829	1297	2127	

FOOD SERVICE
 TRANSPORTATION

THOSE COSTS REPORTED IN THE COLUMN TITLED -SCHOOL INDIRECT- ARE DERIVED FROM TWO SOURCES: A) EXPENDITURES RECORDED BY SCHOOL AND B) SCHOOL LEVEL EXPENDITURES CENTRALLY RECORDED. FUNCTIONALLY DISTRIBUTED, THESE COSTS ARE AS REPORTED BELOW.

6100 PUPIL PERSONNEL	6400 INSTR STAFF TRAINING	7700 CENTRAL SERVICES
6200 INSTRUCTIONAL MEDIA	7300 SCHOOL ADMINISTRATION	7900 OPERATION OF PLANT
6300 INSTR & CURR DEVLPMNT	7400 FACILITIES ACQ-CONSTR	8100 MAINTENANCE OF PLANT
		8200 ADMIN. TECH. SERVICES
		6500 INSTR. TECH. SERVICES

FUND- 8
 SCHL- 9818 N. W. FLORIDA BALLET ACADEMIE

PROGRAM	NBR	DIRECT						TOTAL DIRECT	SCHOOL INDIRECT	SCHOOL COST	DISTRICT INDIRECT	TOTAL
		SALARIES	BENEFITS	PURCHASED SERVICES	MATERIAL SUPPLIES	OTHER EXPENSES	CAPITAL OUTLAY					
K-3 BASIC	101	2			1		379	384		384	601	986
4-8 BASIC	102	5			2	1	738	747		747	1169	1917
BASIC		8	1		3	1	1118	1132		1132	1770	2903
PK-3 BASIC W/ES 111							18	18		18	28	46
4-8 BASIC W/ESE 112							8	8		8	12	21
ESE							26	26		26	41	67
TOTAL FOR FEFP		8	1		3	1	1144	1159		1159	1812	2971

FOOD SERVICE
 TRANSPORTATION

THOSE COSTS REPORTED IN THE COLUMN TITLED -SCHOOL INDIRECT- ARE DERIVED FROM TWO SOURCES: A) EXPENDITURES RECORDED BY SCHOOL AND B) SCHOOL LEVEL EXPENDITURES CENTRALLY RECORDED. FUNCTIONALLY DISTRIBUTED, THESE COSTS ARE AS REPORTED BELOW.

- | | | |
|----------------------------|----------------------------|----------------------------|
| 6100 PUPIL PERSONNEL | 6400 INSTR STAFF TRAINING | 7700 CENTRAL SERVICES |
| 6200 INSTRUCTIONAL MEDIA | 7300 SCHOOL ADMINISTRATION | 7900 OPERATION OF PLANT |
| 6300 INSTR & CURR DEVLPMNT | 7400 FACILITIES ACQ-CONSTR | 8100 MAINTENANCE OF PLANT |
| | | 8200 ADMIN. TECH. SERVICES |
| | | 6500 INSTR. TECH. SERVICES |

FUND- 8
 SCHL- 9819 TEACHING ADJUDICATED YOUTH FAC

----- PROGRAM -----		----- DIRECT -----							SCHOOL	SCHOOL	DISTRICT	TOTAL
CATEGORY	NBR	SALARIES	BENEFITS	PURCHASED SERVICES	MATERIAL SUPPLIES	OTHER EXPENSES	CAPITAL OUTLAY	TOTAL DIRECT	INDIRECT	COST	INDIRECT	TOTAL
9-12 BASIC	103						75	76		76	118	195
BASIC							75	76		76	118	195
9-12 BASIC W/ES	113						88	89		89	140	229
ESE							88	89		89	140	229
TOTAL FOR FEFP		1					163	165		165	259	425

FOOD SERVICE
 TRANSPORTATION

THOSE COSTS REPORTED IN THE COLUMN TITLED -SCHOOL INDIRECT- ARE DERIVED FROM TWO SOURCES: A) EXPENDITURES RECORDED BY SCHOOL AND B) SCHOOL LEVEL EXPENDITURES CENTRALLY RECORDED. FUNCTIONALLY DISTRIBUTED, THESE COSTS ARE AS REPORTED BELOW.

- | | | |
|----------------------------|----------------------------|----------------------------|
| 6100 PUPIL PERSONNEL | 6400 INSTR STAFF TRAINING | 7700 CENTRAL SERVICES |
| 6200 INSTRUCTIONAL MEDIA | 7300 SCHOOL ADMINISTRATION | 7900 OPERATION OF PLANT |
| 6300 INSTR & CURR DEVLPMNT | 7400 FACILITIES ACQ-CONSTR | 8100 MAINTENANCE OF PLANT |
| | | 8200 ADMIN. TECH. SERVICES |
| | | 6500 INSTR. TECH. SERVICES |

FUND- 8
 SCHL- 9820 OKALOOSA BLENDED SCHOOLS

----- PROGRAM -----		----- DIRECT -----							SCHOOL	SCHOOL	DISTRICT	TOTAL
CATEGORY	NBR	SALARIES	BENEFITS	PURCHASED SERVICES	MATERIAL SUPPLIES	OTHER EXPENSES	CAPITAL OUTLAY	TOTAL DIRECT	INDIRECT	COST	INDIRECT	TOTAL
K-3 BASIC	101						59	60		60	94	154
4-8 BASIC	102						21	22		22	34	56
BASIC							81	82		82	128	211
PK-3 BASIC W/ES 111							9	9		9	15	25
ESE							9	9		9	15	25
TOTAL FOR FEFP							91	92		92	144	236

FOOD SERVICE
 TRANSPORTATION

THOSE COSTS REPORTED IN THE COLUMN TITLED -SCHOOL INDIRECT- ARE DERIVED FROM TWO SOURCES: A) EXPENDITURES RECORDED BY SCHOOL AND B) SCHOOL LEVEL EXPENDITURES CENTRALLY RECORDED. FUNCTIONALLY DISTRIBUTED, THESE COSTS ARE AS REPORTED BELOW.

- | | | |
|----------------------------|----------------------------|----------------------------|
| 6100 PUPIL PERSONNEL | 6400 INSTR STAFF TRAINING | 7700 CENTRAL SERVICES |
| 6200 INSTRUCTIONAL MEDIA | 7300 SCHOOL ADMINISTRATION | 7900 OPERATION OF PLANT |
| 6300 INSTR & CURR DEVLPMNT | 7400 FACILITIES ACQ-CONSTR | 8100 MAINTENANCE OF PLANT |
| | | 8200 ADMIN. TECH. SERVICES |
| | | 6500 INSTR. TECH. SERVICES |

School District of Okaloosa County




EXHIBIT K-14

Schedule 3, School Program Cost Report

ARRA - Education Jobs Funds

For the Fiscal Year Ended June 30, 2012

Revised December 7, 2012

FUND- 9
 SCHL- 0211 NICEVILLE SENIOR HIGH SCHOOL

----- PROGRAM -----		----- DIRECT -----							SCHOOL	SCHOOL	DISTRICT	TOTAL
CATEGORY	NBR	SALARIES	BENEFITS	PURCHASED SERVICES	MATERIAL SUPPLIES	OTHER EXPENSES	CAPITAL OUTLAY	TOTAL DIRECT	INDIRECT	COST	INDIRECT	TOTAL
4-8 BASIC	102								4	4		4
9-12 BASIC	103								63734	63734		63734
BASIC									63739	63739		63739
ESOL	130								101	101		101
ESOL									101	101		101
9-12 BASIC W/ES	113								15709	15709		15709
ESE LEVEL 4	254								116	116		116
ESE LEVEL 5	255								268	268		268
ESE									16094	16094		16094
VOCATIONAL,6-12	300								6113	6113		6113
VOCATIONAL PGM									6113	6113		6113
TOTAL FOR FEFP									86048	86048		86048
FOOD SERVICE												
TRANSPORTATION												

THOSE COSTS REPORTED IN THE COLUMN TITLED -SCHOOL INDIRECT- ARE DERIVED FROM TWO SOURCES: A) EXPENDITURES RECORDED BY SCHOOL AND B) SCHOOL LEVEL EXPENDITURES CENTRALLY RECORDED. FUNCTIONALLY DISTRIBUTED, THESE COSTS ARE AS REPORTED BELOW.

6100 PUPIL PERSONNEL	6400 INSTR STAFF TRAINING	7700 CENTRAL SERVICES
6200 INSTRUCTIONAL MEDIA	7300 SCHOOL ADMINISTRATION	86048 7900 OPERATION OF PLANT
6300 INSTR & CURR DEVLPMNT	7400 FACILITIES ACQ-CONSTR	8100 MAINTENANCE OF PLANT
		8200 ADMIN. TECH. SERVICES
		6500 INSTR. TECH. SERVICES

School District of Okaloosa County




EXHIBIT K-15

Schedule 4, District Aggregate Program Cost Report

General Fund

For the Fiscal Year Ended June 30, 2012

Revised December 7, 2012

FUND- 1
SCHL- 0000 DISTRICT OKALOOSA

PROGRAM	NBR	SALARIES	BENEFITS	PURCHASED SERVICES	DIRECT MATERIAL SUPPLIES	OTHER EXPENSES	CAPITAL OUTLAY	TOTAL DIRECT	SCHOOL INDIRECT	SCHOOL COST	DISTRICT INDIRECT	TOTAL
K-3 BASIC	101	23446103	5786047	1818886	953470	427420	153835	32585764	10765715	43351479	2261289	45612768
4-8 BASIC	102	24235210	5797335	2102782	963744	484149	161184	33744407	13223696	46968103	2352600	49320704
9-12 BASIC	103	18485844	4386086	1817108	966513	358643	164500	26178696	9383033	35561730	1759210	37320940
BASIC		66167157	15969469	5738777	2883728	1270213	479520	92508867	33372445	125881313	6373099	132254413
ESOL	130	1401111	329899	103243	54613	24584	8017	1921470	655982	2577452	130493	2707945
ESOL		1401111	329899	103243	54613	24584	8017	1921470	655982	2577452	130493	2707945
PK-3 BASIC W/ES	111	6612405	1641887	506530	265040	124584	46958	9197406	3396108	12593515	668188	13261703
4-8 BASIC W/ESE	112	7253695	1756448	609611	291743	147682	50209	10109392	3981195	14090587	719197	14809785
9-12 BASIC W/ES	113	4463988	1030915	455955	236433	89341	42728	6319362	2280507	8599870	430119	9029989
ESE LEVEL 4	254	1896550	454617	131944	60839	44349	22523	2610825	920199	3531024	155542	3686567
ESE LEVEL 5	255	870504	240341	73993	36471	23641	12427	1257380	502630	1760011	84093	1844104
ESE		21097144	5124211	1778035	890527	429600	174848	29494367	11080641	40575008	2057141	42632150
VOCATIONAL, 6-12	300	2022871	477252	199958	107353	46217	19909	2873563	1047444	3921007	201336	4122344
VOCATIONAL PGM		2022871	477252	199958	107353	46217	19909	2873563	1047444	3921007	201336	4122344
AGRISCIENCE & N	351	57683	18589	6134	3026	3019	661	89115	54457	143573	5073	148646
BUSINESS EDUCAT	352	110612	37178	12269	6053	6038	1323	173476	108915	282392	10146	292539
HEALTH SCIENCE	354	369300	131892	43527	21474	21420	4694	592310	386379	978689	35995	1014685
INDUSTRIAL	355	543232	170168	56159	27706	27636	6056	830960	498508	1329468	46441	1375910
ADULT PGM		1080829	357829	118091	58261	58114	12736	1685862	1048261	2734124	97657	2831782
VOCATIONAL PREP	405											
ADULT HANDICAP												
TOTAL FOR FEFP		91769114	22258661	7938106	3994485	1828729	695032	128484131	47204774	175688906	8859729	184548635
FOOD SERVICE									31562		314	
TRANSPORTATION									10169509		183651	

DISTRICT INDIRECT COSTS ARE FUNCTIONALLY DISTRIBUTED AS REPORTED BELOW.

6100 PUPIL PERSONNEL	436045	7100 BOARD OF EDUCATION	1459448	7700 CENTRAL SERVICES	1012912
6200 INSTRUCTIONAL MEDIA	11424	7200 GENERAL ADMINISTRATIO	374255	7900 OPERATION OF PLANT	1341688
6300 INSTR & CURR DEVLPMNT	790490	7400 FACILITIES ACQ-CONSTR	204489	8100 MAINTENANCE OF PLANT	485515
6400 INSTR STAFF TRAINING	101368	7500 FISCAL SERVICES	1561023	8200 ADMIN. TECH. SERVICES	1037281
				6500 INSTR. TECH. SERVICES	43783

-----RECONCILIATION TO ANNUAL FINANCIAL REPORT-----									
RECREAT & ENRICHMNT	OTHER	NON-PGM CAPITAL	COMMUNITY SERVICE	DEBT SERVICE	FEDERAL INDIRECT	CHARTER SCHOOLS	TOTAL REPORTED	AFR ROUNDING / TOTAL DIFFERENCE	
	337900	38377	1136987			8725577	205172516	205172551	35

School District of Okaloosa County




EXHIBIT K-15

Schedule 4, District Aggregate Program Cost Report Special Revenue Funds

For the Fiscal Year Ended June 30, 2012

Revised December 7, 2012

FUND- 4
SCHL- 0000 DISTRICT OKALOOSA

PROGRAM	NBR	SALARIES	BENEFITS	PURCHASED SERVICES	DIRECT MATERIAL SUPPLIES	OTHER EXPENSES	CAPITAL OUTLAY	TOTAL DIRECT	SCHOOL INDIRECT	SCHOOL COST	DISTRICT INDIRECT	TOTAL
K-3 BASIC	101	1517912	287693	388159	141928	14187	249813	2599695	615750	3215446	293361	3508808
4-8 BASIC	102	456018	134508	165352	65538	10235	150305	981958	280777	1262736	198050	1460786
9-12 BASIC	103	28944	19583	5567	29776	3522	99638	187032	10473	197506	94849	292355
BASIC		2002876	441785	559079	237243	27945	499757	3768687	907001	4675689	586261	5261950
ESOL	130	35485	17847	22620	6573	754	15606	98887	30509	129397	16410	145807
ESOL		35485	17847	22620	6573	754	15606	98887	30509	129397	16410	145807
PK-3 BASIC W/ES	111	1402346	455739	117436	55418	11066	79213	2121219	538678	2659898	352471	3012370
4-8 BASIC W/ESE	112	1240957	405646	108828	40874	12265	61224	1869795	460731	2330527	341324	2671851
9-12 BASIC W/ES	113	286481	112125	9095	19129	6726	30402	463961	323886	787848	185783	973632
ESE LEVEL 4	254	515498	160943	11731	6518	2333	8573	705600	64619	770219	75158	845377
ESE LEVEL 5	255	270877	88048	4592	3409	1255	5023	373206	38411	411618	38784	450402
ESE		3716160	1222503	251684	125350	33647	184437	5533784	1426327	6960111	993523	7953635
VOCATIONAL, 6-12	300	63343	6093	743	4035	408	11123	85747	5179	90926	10889	101816
VOCATIONAL PGM		63343	6093	743	4035	408	11123	85747	5179	90926	10889	101816
AGRISCIENCE & N	351	142	17	41	1005	39926	3347	44481	10	44491	139	44630
BUSINESS EDUCAT	352	284	35	83	2011	79853	6694	88962	20	88983	278	89261
HEALTH SCIENCE	354	1008	126	294	7136	283279	23748	315594	73	315667	988	316656
INDUSTRIAL	355	1301	163	380	9207	365488	30640	407181	95	407276	1274	408551
ADULT PGM		2735	342	799	19361	768547	64429	856218	199	856418	2680	859099
VOCATIONAL PREP	405											
ADULT HANDICAP												
TOTAL FOR FEFP		5820601	1688572	834928	392563	831304	775353	10343326	2369217	12712543	1609765	14322309
FOOD SERVICE									9345399		622065	
TRANSPORTATION									4370		50520	

DISTRICT INDIRECT COSTS ARE FUNCTIONALLY DISTRIBUTED AS REPORTED BELOW.

6100 PUPIL PERSONNEL	169842	7100 BOARD OF EDUCATION	7700 CENTRAL SERVICES	8971
6200 INSTRUCTIONAL MEDIA	4257	7200 GENERAL ADMINISTRATIO	7900 OPERATION OF PLANT	
6300 INSTR & CURR DEVLPMNT	1228830	7400 FACILITIES ACQ-CONSTR	8100 MAINTENANCE OF PLANT	
6400 INSTR STAFF TRAINING	197861	7500 FISCAL SERVICES	8200 ADMIN. TECH. SERVICES	
			6500 INSTR. TECH. SERVICES	

-----RECONCILIATION TO ANNUAL FINANCIAL REPORT-----

RECREAT & ENRICHMNT	OTHER	NON-PGM CAPITAL	COMMUNITY SERVICE	DEBT SERVICE	FEDERAL INDIRECT	CHARTER SCHOOLS	TOTAL REPORTED	AFR ROUNDING / TOTAL DIFFERENCE
	130174	39105			825045		25338990	25338995
								5

School District of Okaloosa County



EXHIBIT K-15

Schedule 4, District Aggregate Program Cost Report

ARRA - Race To The Top Funds

For the Fiscal Year Ended June 30, 2012

Revised December 7, 2012

FUND- 8

SCHL- 0000 DISTRICT OKALOOSA

PROGRAM	NBR	SALARIES	BENEFITS	PURCHASED SERVICES	DIRECT MATERIAL SUPPLIES	OTHER EXPENSES	CAPITAL OUTLAY	TOTAL DIRECT	SCHOOL INDIRECT	SCHOOL COST	DISTRICT INDIRECT	TOTAL
K-3 BASIC	101	568	70		217	107	77425	78389	2999	81389	122551	203941
4-8 BASIC	102	557	68		213	105	75933	76879	2417	79296	120189	199485
9-12 BASIC	103	416	51		159	78	56622	57327	1554	58882	89623	148505
BASIC		1543	190		590	291	209981	212596	6971	219568	332364	551932
ESOL	130	32	3		12	6	4385	4440	264	4705	6942	11647
ESOL		32	3		12	6	4385	4440	264	4705	6942	11647
PK-3 BASIC W/ES	111	163	20		62	30	22194	22471	916	23387	35130	58517
4-8 BASIC W/ESE	112	170	21		65	32	23206	23495	776	24271	36731	61002
9-12 BASIC W/ES	113	101	12		38	19	13854	14027	380	14407	21929	36337
ESE LEVEL 4	254	37	4		14	7	5114	5178	60	5239	8096	13335
ESE LEVEL 5	255	19	2		7	3	2716	2750	13	2763	4299	7063
ESE		492	60		188	93	67086	67922	2146	70069	106186	176256
VOCATIONAL, 6-12	300	47	5		18	9	6500	6581	148	6730	10289	17019
VOCATIONAL PGM		47	5		18	9	6500	6581	148	6730	10289	17019
TOTAL FOR FEFP		2115	260		809	399	287954	291541	9531	301073	455782	756855

FOOD SERVICE
 TRANSPORTATION

DISTRICT INDIRECT COSTS ARE FUNCTIONALLY DISTRIBUTED AS REPORTED BELOW.

6100 PUPIL PERSONNEL	7100 BOARD OF EDUCATION	7700 CENTRAL SERVICES
6200 INSTRUCTIONAL MEDIA	7200 GENERAL ADMINISTRATIO	7900 OPERATION OF PLANT
6300 INSTR & CURR DEVLPMNT	150457 7400 FACILITIES ACQ-CONSTR	8100 MAINTENANCE OF PLANT
6400 INSTR STAFF TRAINING	14474 7500 FISCAL SERVICES	8200 ADMIN. TECH. SERVICES 83764
		6500 INSTR. TECH. SERVICES 207084

RECONCILIATION TO ANNUAL FINANCIAL REPORT									
RECREAT & ENRICHMNT	OTHER	NON-PGM CAPITAL	COMMUNITY SERVICE	DEBT SERVICE	FEDERAL INDIRECT	CHARTER SCHOOLS	TOTAL REPORTED	AFR TOTAL	ROUNDING / DIFFERENCE
					14677		771532	771534	2

School District of Okaloosa County




EXHIBIT K-15

Schedule 4, District Aggregate Program Cost Report
ARRA - Education Jobs Funds

For the Fiscal Year Ended June 30, 2012

Revised December 7, 2012

FUND- 9

SCHL- 0000 DISTRICT OKALOOSA

----- PROGRAM -----		----- DIRECT -----							SCHOOL	SCHOOL	DISTRICT	TOTAL
CATEGORY	NBR	SALARIES	BENEFITS	PURCHASED SERVICES	MATERIAL SUPPLIES	OTHER EXPENSES	CAPITAL OUTLAY	TOTAL DIRECT	INDIRECT	COST	INDIRECT	
4-8 BASIC	102								4	4		4
9-12 BASIC	103								63734	63734		63734
BASIC									63739	63739		63739
ESOL	130								101	101		101
ESOL									101	101		101
9-12 BASIC W/ES	113								15709	15709		15709
ESE LEVEL 4	254								116	116		116
ESE LEVEL 5	255								268	268		268
ESE									16094	16094		16094
VOCATIONAL, 6-12	300								6113	6113		6113
VOCATIONAL PGM									6113	6113		6113
TOTAL FOR FEFP									86048	86048		86048

FOOD SERVICE
 TRANSPORTATION

DISTRICT INDIRECT COSTS ARE FUNCTIONALLY DISTRIBUTED AS REPORTED BELOW.

6100 PUPIL PERSONNEL	7100 BOARD OF EDUCATION	7700 CENTRAL SERVICES
6200 INSTRUCTIONAL MEDIA	7200 GENERAL ADMINISTRATIO	7900 OPERATION OF PLANT
6300 INSTR & CURR DEVLPMNT	7400 FACILITIES ACQ-CONSTR	8100 MAINTENANCE OF PLANT
6400 INSTR STAFF TRAINING	7500 FISCAL SERVICES	8200 ADMIN. TECH. SERVICES
		6500 INSTR. TECH. SERVICES

-----RECONCILIATION TO ANNUAL FINANCIAL REPORT-----									
RECREAT & ENRICHMNT	OTHER	NON-PGM CAPITAL	COMMUNITY SERVICE	DEBT SERVICE	FEDERAL INDIRECT	CHARTER SCHOOLS	TOTAL REPORTED	AFR TOTAL	ROUNDING / DIFFERENCE
							86048	86049	1