

School District of Okaloosa County



EXHIBIT K-14

Schedule 3, School Program Cost Report
General Fund / Special Revenue Funds

EXHIBIT K-15

Schedule 4, District Aggregate Program Cost Report
General Fund / Special Revenue Funds

For the Fiscal Year Ended June 30, 2011

Revised February 14, 2012

School District of Okaloosa County



EXHIBIT K-14

Schedule 3, School Program Cost Report **General Fund**

For the Fiscal Year Ended June 30, 2011

Revised February 14, 2012

FUND- 1
 SCHL- 0031 EDWINS ELEMENTARY SCHOOL

PROGRAM CATEGORY	NBR	DIRECT						TOTAL DIRECT	SCHOOL INDIRECT	SCHOOL COST	DISTRICT INDIRECT	TOTAL
		SALARIES	BENEFITS	PURCHASED SERVICES	MATERIAL SUPPLIES	OTHER EXPENSES	CAPITAL OUTLAY					
K-3 BASIC	101	828933	279901	88015	35931	12846	1221	1246849	456327	1703176	93915	1797092
4-8 BASIC	102	240126	87213	27424	11195	4002	380	370344	156638	526982	30524	557507
BASIC		1069059	367115	115440	47127	16848	1602	1617193	612965	2230159	124439	2354599
ESOL	130	82105	27154	8538	3485	1246	118	122648	44675	167324	9146	176470
ESOL		82105	27154	8538	3485	1246	118	122648	44675	167324	9146	176470
PK-3 BASIC W/ES	111	220739	79104	24874	10154	3630	345	338850	135848	474698	27142	501841
4-8 BASIC W/ESE	112	74213	23996	7545	3080	1101	104	110042	43144	153186	8402	161589
ESE LEVEL 4	254	20975	6536	2055	839	300	28	30735	11791	42526	2292	44819
ESE		315929	109638	34476	14074	5031	478	479628	190783	670412	37837	708249
TOTAL FOR FEFP		1467093	503907	158455	64688	23126	2199	2219470	848425	3067896	171424	3239320
FOOD SERVICE									121		521	
TRANSPORTATION									193474		3126	

THOSE COSTS REPORTED IN THE COLUMN TITLED -SCHOOL INDIRECT- ARE DERIVED FROM TWO SOURCES: A) EXPENDITURES RECORDED BY SCHOOL AND B) SCHOOL LEVEL EXPENDITURES CENTRALLY RECORDED. FUNCTIONALLY DISTRIBUTED, THESE COSTS ARE AS REPORTED BELOW.

6100 PUPIL PERSONNEL	126393	6400 INSTR STAFF TRAINING	7440	7700 CENTRAL SERVICES	33417
6200 INSTRUCTIONAL MEDIA	20066	7300 SCHOOL ADMINISTRATION	245161	7900 OPERATION OF PLANT	205471
6300 INSTR & CURR DEVLPMNT	50348	7400 FACILITIES ACQ-CONSTR		8100 MAINTENANCE OF PLANT	113161
				8200 ADMIN. TECH. SERVICES	34222
				6500 INSTR. TECH. SERVICES	12743

FUND- 1
 SCHL- 0041 BAKER SCHOOL

----- PROGRAM -----		----- DIRECT -----										
-----	-----											
CATEGORY	NBR	SALARIES	BENEFITS	PURCHASED SERVICES	MATERIAL SUPPLIES	OTHER EXPENSES	CAPITAL OUTLAY	TOTAL DIRECT	SCHOOL INDIRECT	SCHOOL COST	DISTRICT INDIRECT	TOTAL
K-3 BASIC	101	955745	278467	69399	41252	15690	442	1360998	419606	1780605	86912	1867517
4-8 BASIC	102	1289866	380990	94949	56440	21467	606	1844321	638998	2483319	124398	2607718
9-12 BASIC	103	982711	267709	66718	39659	15084	425	1372308	450218	1822527	87513	1910040
BASIC		3228323	927166	231067	137353	52243	1474	4577629	1508823	6086452	298824	6385276
ESOL	130	4572	1229	306	182	69	1	6362	2068	8430	401	8832
ESOL		4572	1229	306	182	69	1	6362	2068	8430	401	8832
PK-3 BASIC W/ES	111	321715	97514	24302	14446	5494	155	463628	153425	617054	30983	648038
4-8 BASIC W/ESE	112	242041	80089	19959	11864	4512	127	358595	134429	493025	26158	519183
9-12 BASIC W/ES	113	235099	69005	17197	10222	3888	109	335522	116049	451572	22557	474130
ESE LEVEL 4	254	12929	5838	1454	864	328	9	21426	9818	31244	1908	33152
ESE LEVEL 5	255	3304	1289	321	190	72	2	5180	2016	7197	408	7605
ESE		815090	253736	63235	37589	14297	403	1184353	415740	1600093	82017	1682111
VOCATIONAL,6-12	300	130771	33413	8327	4949	1882	53	179398	56193	235591	10922	246513
VOCATIONAL PGM		130771	33413	8327	4949	1882	53	179398	56193	235591	10922	246513
TOTAL FOR FEFP		4178758	1215546	302936	180074	68492	1933	5947743	1982824	7930567	392167	8322734
FOOD SERVICE									1384		1405	
TRANSPORTATION									536941		8429	

THOSE COSTS REPORTED IN THE COLUMN TITLED -SCHOOL INDIRECT- ARE DERIVED FROM TWO SOURCES: A) EXPENDITURES RECORDED BY SCHOOL AND B) SCHOOL LEVEL EXPENDITURES CENTRALLY RECORDED. FUNCTIONALLY DISTRIBUTED, THESE COSTS ARE AS REPORTED BELOW.

6100 PUPIL PERSONNEL	238509	6400 INSTR STAFF TRAINING	8233	7700 CENTRAL SERVICES	75025
6200 INSTRUCTIONAL MEDIA	19888	7300 SCHOOL ADMINISTRATION	578408	7900 OPERATION OF PLANT	525624
6300 INSTR & CURR DEVLPMNT	132219	7400 FACILITIES ACQ-CONSTR		8100 MAINTENANCE OF PLANT	299446
				8200 ADMIN. TECH. SERVICES	76833
				6500 INSTR. TECH. SERVICES	28636

FUND- 1
 SCHL- 0051 BOB SIKES ELEMENTARY SCHOOL

PROGRAM CATEGORY	NBR	DIRECT						TOTAL DIRECT	SCHOOL INDIRECT	SCHOOL COST	DISTRICT INDIRECT	TOTAL
		SALARIES	BENEFITS	PURCHASED SERVICES	MATERIAL SUPPLIES	OTHER EXPENSES	CAPITAL OUTLAY					
K-3 BASIC	101	1205906	371589	115521	63626	28234	3875	1788755	698649	2487404	132835	2620240
4-8 BASIC	102	411614	122436	38063	20964	9303	1276	603659	263334	866993	45789	912782
BASIC		1617520	494026	153585	84591	37538	5152	2392414	961983	3354398	178625	3533023
ESOL	130	5025	2754	856	471	209	28	9345	5143	14488	982	15471
ESOL		5025	2754	856	471	209	28	9345	5143	14488	982	15471
PK-3 BASIC W/ES	111	212780	70547	21932	12079	5360	735	323435	139157	462592	25616	488209
4-8 BASIC W/ESE	112	162386	44777	13920	7667	3402	466	232620	96526	329147	16759	345907
ESE LEVEL 4	254	8251	2780	864	476	211	28	12611	5783	18394	1027	19422
ESE		383417	118105	36717	20223	8974	1231	568668	241467	810135	43403	853539
TOTAL FOR FEFP		2005964	614885	191158	105286	46721	6412	2970428	1208593	4179022	223011	4402033
FOOD SERVICE									1368		773	
TRANSPORTATION									293334		4640	

THOSE COSTS REPORTED IN THE COLUMN TITLED -SCHOOL INDIRECT- ARE DERIVED FROM TWO SOURCES: A) EXPENDITURES RECORDED BY SCHOOL AND B) SCHOOL LEVEL EXPENDITURES CENTRALLY RECORDED. FUNCTIONALLY DISTRIBUTED, THESE COSTS ARE AS REPORTED BELOW.

6100 PUPIL PERSONNEL	117444	6400 INSTR STAFF TRAINING	4773	7700 CENTRAL SERVICES	43491
6200 INSTRUCTIONAL MEDIA	52303	7300 SCHOOL ADMINISTRATION	285695	7900 OPERATION OF PLANT	349137
6300 INSTR & CURR DEVLPMNT	51741	7400 FACILITIES ACQ-CONSTR		8100 MAINTENANCE OF PLANT	242883
				8200 ADMIN. TECH. SERVICES	44539
				6500 INSTR. TECH. SERVICES	16584

FUND- 1
 SCHL- 0082 MEIGS MIDDLE SCHOOL

PROGRAM CATEGORY	NBR	DIRECT						TOTAL DIRECT	SCHOOL INDIRECT	SCHOOL COST	DISTRICT INDIRECT	TOTAL
		SALARIES	BENEFITS	PURCHASED SERVICES	MATERIAL SUPPLIES	OTHER EXPENSES	CAPITAL OUTLAY					
4-8 BASIC	102	1449419	384788	134245	60125	34475	2958	2066014	1095664	3161678	130797	3292476
BASIC		1449419	384788	134245	60125	34475	2958	2066014	1095664	3161678	130797	3292476
ESOL	130	15518	4659	1625	728	417	35	22984	13268	36253	1583	37836
ESOL		15518	4659	1625	728	417	35	22984	13268	36253	1583	37836
4-8 BASIC W/ESE	112	266851	91925	32071	14364	8236	706	414155	261753	675908	31247	707156
ESE LEVEL 4	254	5631	8350	2913	1304	748	64	19012	23777	42789	2838	45627
ESE		272482	100276	34984	15668	8984	771	433167	285530	718698	34085	752784
TOTAL FOR FEFP		1737420	489724	170855	76522	43877	3765	2522167	1394462	3916630	166467	4083097
FOOD SERVICE									1713		627	
TRANSPORTATION									241201		3764	

THOSE COSTS REPORTED IN THE COLUMN TITLED -SCHOOL INDIRECT- ARE DERIVED FROM TWO SOURCES: A) EXPENDITURES RECORDED BY SCHOOL AND B) SCHOOL LEVEL EXPENDITURES CENTRALLY RECORDED. FUNCTIONALLY DISTRIBUTED, THESE COSTS ARE AS REPORTED BELOW.

6100 PUPIL PERSONNEL	161041	6400 INSTR STAFF TRAINING	3449	7700 CENTRAL SERVICES	31430
6200 INSTRUCTIONAL MEDIA	47988	7300 SCHOOL ADMINISTRATION	482745	7900 OPERATION OF PLANT	411892
6300 INSTR & CURR DEVLPMNT	39136	7400 FACILITIES ACQ-CONSTR		8100 MAINTENANCE OF PLANT	172604
				8200 ADMIN. TECH. SERVICES	32188
				6500 INSTR. TECH. SERVICES	11985

FUND- 1
 SCHL- 0092 SHOAL RIVER MIDDLE SCHOOL

PROGRAM CATEGORY	NBR	DIRECT						TOTAL DIRECT	SCHOOL INDIRECT	SCHOOL COST	DISTRICT INDIRECT	TOTAL
		SALARIES	BENEFITS	PURCHASED SERVICES	MATERIAL SUPPLIES	OTHER EXPENSES	CAPITAL OUTLAY					
4-8 BASIC	102	1766025	502032	156993	71271	36707	424	2533454	1052729	3586184	177255	3763439
BASIC		1766025	502032	156993	71271	36707	424	2533454	1052729	3586184	177255	3763439
ESOL	130	9104	2963	926	420	216	2	13634	6213	19848	1046	20894
ESOL		9104	2963	926	420	216	2	13634	6213	19848	1046	20894
4-8 BASIC W/ESE	112	556223	174148	54459	24723	12733	147	822435	365178	1187614	61487	1249101
ESE LEVEL 5	255	8921	3155	986	447	230	2	13744	6616	20361	1114	21475
ESE		565145	177303	55445	25171	12963	149	836180	371795	1207975	62601	1270577
TOTAL FOR FEFP		2340275	682299	213366	96863	49887	576	3383269	1430739	4814008	240902	5054911
FOOD SERVICE									1083		892	
TRANSPORTATION									349105		5352	

THOSE COSTS REPORTED IN THE COLUMN TITLED -SCHOOL INDIRECT- ARE DERIVED FROM TWO SOURCES: A) EXPENDITURES RECORDED BY SCHOOL AND B) SCHOOL LEVEL EXPENDITURES CENTRALLY RECORDED. FUNCTIONALLY DISTRIBUTED, THESE COSTS ARE AS REPORTED BELOW.

6100 PUPIL PERSONNEL	173576	6400 INSTR STAFF TRAINING	5375	7700 CENTRAL SERVICES	45484
6200 INSTRUCTIONAL MEDIA	38995	7300 SCHOOL ADMINISTRATION	463560	7900 OPERATION OF PLANT	405180
6300 INSTR & CURR DEVLPMNT	59886	7400 FACILITIES ACQ-CONSTR		8100 MAINTENANCE OF PLANT	174714
				8200 ADMIN. TECH. SERVICES	46580
				6500 INSTR. TECH. SERVICES	17383

FUND- 1
 SCHL- 0121 RUCKEL MIDDLE SCHOOL

PROGRAM CATEGORY	NBR	DIRECT						TOTAL DIRECT	SCHOOL INDIRECT	SCHOOL COST	DISTRICT INDIRECT	TOTAL
		SALARIES	BENEFITS	PURCHASED SERVICES	MATERIAL SUPPLIES	OTHER EXPENSES	CAPITAL OUTLAY					
4-8 BASIC	102	1816501	495104	169897	136338	49335	20691	2687868	1093645	3781513	175559	3957073
BASIC		1816501	495104	169897	136338	49335	20691	2687868	1093645	3781513	175559	3957073
ESOL	130	3179	1092	375	300	108	45	5102	2413	7516	387	7903
ESOL		3179	1092	375	300	108	45	5102	2413	7516	387	7903
4-8 BASIC W/ESE	112	574440	147176	50504	40528	14665	6150	833465	325100	1158565	52187	1210753
ESE LEVEL 4	254	6945	7991	2742	2200	796	333	21009	17652	38661	2833	41495
ESE LEVEL 5	255	5737	3415	1171	940	340	142	11747	7543	19291	1210	20501
ESE		587122	158582	54418	43669	15802	6627	866222	350295	1216518	56231	1272750
TOTAL FOR FEFP		2406802	654779	224691	180308	65246	27364	3559192	1446355	5005548	232179	5237727
FOOD SERVICE									3198		931	
TRANSPORTATION									350775		5584	

THOSE COSTS REPORTED IN THE COLUMN TITLED -SCHOOL INDIRECT- ARE DERIVED FROM TWO SOURCES: A) EXPENDITURES RECORDED BY SCHOOL AND B) SCHOOL LEVEL EXPENDITURES CENTRALLY RECORDED. FUNCTIONALLY DISTRIBUTED, THESE COSTS ARE AS REPORTED BELOW.

6100 PUPIL PERSONNEL	180554	6400 INSTR STAFF TRAINING	5287	7700 CENTRAL SERVICES	43837
6200 INSTRUCTIONAL MEDIA	3372	7300 SCHOOL ADMINISTRATION	485767	7900 OPERATION OF PLANT	396693
6300 INSTR & CURR DEVLPMNT	86005	7400 FACILITIES ACQ-CONSTR		8100 MAINTENANCE OF PLANT	183225
				8200 ADMIN. TECH. SERVICES	44894
				6500 INSTR. TECH. SERVICES	16717

FUND- 1
 SCHL- 0131 DESTIN ELEMENTARY

PROGRAM CATEGORY	NBR	DIRECT							TOTAL DIRECT	SCHOOL INDIRECT	SCHOOL COST	DISTRICT INDIRECT	TOTAL
		SALARIES	BENEFITS	PURCHASED SERVICES	MATERIAL SUPPLIES	OTHER EXPENSES	CAPITAL OUTLAY						
K-3 BASIC	101	1492736	458072	106272	21296	20498	488	2099366	746498	2845864	144951	2990815	
4-8 BASIC	102	451650	137627	31929	6398	6158	146	633912	251197	885109	45464	930573	
BASIC		1944387	595700	138202	27695	26657	634	2733278	997695	3730973	190415	3921389	
ESOL	130	123921	33131	7686	1540	1482	35	167798	54299	222097	10505	232603	
ESOL		123921	33131	7686	1540	1482	35	167798	54299	222097	10505	232603	
PK-3 BASIC W/ES	111	385200	118847	27572	5525	5318	126	542591	203825	746417	38329	784746	
4-8 BASIC W/ESE	112	132699	42149	9778	1959	1886	44	188517	77087	265604	13934	279539	
ESE LEVEL 4	254	10474	3551	823	165	158	3	15177	6394	21572	1166	22739	
ESE		528373	164548	38175	7650	7363	175	746286	287308	1033594	53431	1087025	
TOTAL FOR FEFP		2596682	793380	184063	36886	35503	845	3647362	1339303	4986665	254353	5241018	
FOOD SERVICE									1681		939		
TRANSPORTATION									348279		5637		

THOSE COSTS REPORTED IN THE COLUMN TITLED -SCHOOL INDIRECT- ARE DERIVED FROM TWO SOURCES: A) EXPENDITURES RECORDED BY SCHOOL AND B) SCHOOL LEVEL EXPENDITURES CENTRALLY RECORDED. FUNCTIONALLY DISTRIBUTED, THESE COSTS ARE AS REPORTED BELOW.

6100 PUPIL PERSONNEL	167675	6400 INSTR STAFF TRAINING	5905	7700 CENTRAL SERVICES	49647
6200 INSTRUCTIONAL MEDIA	76095	7300 SCHOOL ADMINISTRATION	304652	7900 OPERATION OF PLANT	405076
6300 INSTR & CURR DEVLPMNT	89137	7400 FACILITIES ACQ-CONSTR		8100 MAINTENANCE OF PLANT	171334
				8200 ADMIN. TECH. SERVICES	50844
				6500 INSTR. TECH. SERVICES	18932

FUND- 1
 SCHL- 0151 EDGE ELEMENTARY

PROGRAM CATEGORY	NBR	DIRECT						TOTAL DIRECT	SCHOOL INDIRECT	SCHOOL COST	DISTRICT INDIRECT	TOTAL
		SALARIES	BENEFITS	PURCHASED SERVICES	MATERIAL SUPPLIES	OTHER EXPENSES	CAPITAL OUTLAY					
K-3 BASIC	101	978153	294202	71347	19820	20713	564	1384802	583734	1968536	101319	2069855
4-8 BASIC	102	295194	83232	20185	5607	5859	159	410239	184247	594487	29926	624413
BASIC		1273348	377435	91532	25428	26572	723	1795041	767981	2563023	131245	2694268
ESOL	130	14177	4498	1090	303	316	8	20395	8778	29174	1539	30713
ESOL		14177	4498	1090	303	316	8	20395	8778	29174	1539	30713
PK-3 BASIC W/ES	111	145616	52346	12694	3526	3685	100	217969	107703	325673	18281	343954
4-8 BASIC W/ESE	112	146244	56200	13629	3786	3956	107	223924	124792	348717	20232	368949
ESE		291861	108546	26323	7312	7642	208	441894	232496	674390	38513	712904
TOTAL FOR FEFP		1579387	490481	118947	33044	34531	940	2257332	1009256	3266588	171297	3437886
FOOD SERVICE									958		576	
TRANSPORTATION									218531		3457	

THOSE COSTS REPORTED IN THE COLUMN TITLED -SCHOOL INDIRECT- ARE DERIVED FROM TWO SOURCES: A) EXPENDITURES RECORDED BY SCHOOL AND B) SCHOOL LEVEL EXPENDITURES CENTRALLY RECORDED. FUNCTIONALLY DISTRIBUTED, THESE COSTS ARE AS REPORTED BELOW.

6100 PUPIL PERSONNEL	124353	6400 INSTR STAFF TRAINING	6330	7700 CENTRAL SERVICES	33403
6200 INSTRUCTIONAL MEDIA	38869	7300 SCHOOL ADMINISTRATION	265055	7900 OPERATION OF PLANT	282275
6300 INSTR & CURR DEVLPMNT	74066	7400 FACILITIES ACQ-CONSTR		8100 MAINTENANCE OF PLANT	137752
				8200 ADMIN. TECH. SERVICES	34208
				6500 INSTR. TECH. SERVICES	12941

FUND- 1
 SCHL- 0161 EGLIN ELEMENTARY

PROGRAM CATEGORY	NBR	DIRECT						TOTAL DIRECT	SCHOOL INDIRECT	SCHOOL COST	DISTRICT INDIRECT	TOTAL
		SALARIES	BENEFITS	PURCHASED SERVICES	MATERIAL SUPPLIES	OTHER EXPENSES	CAPITAL OUTLAY					
K-3 BASIC	101	954878	258485	80568	18564	23594	4070	1340162	698135	2038298	87195	2125493
4-8 BASIC	102	56873	25784	8036	1851	2353	406	95306	75220	170527	8883	179410
BASIC		1011752	284269	88605	20415	25948	4476	1435469	773356	2208825	96079	2304904
ESOL	130	13704	4112	1281	295	375	64	19834	11440	31275	1398	32673
ESOL		13704	4112	1281	295	375	64	19834	11440	31275	1398	32673
PK-3 BASIC W/ES 111		187873	55145	17188	3960	5033	868	270070	164239	434310	19112	453422
4-8 BASIC W/ESE 112		20556	10513	3277	755	959	165	36228	32606	68834	3686	72521
ESE		208429	65659	20465	4715	5993	1034	306298	196845	503144	22799	525943
TOTAL FOR FEFP		1233887	354041	110353	25426	32317	5575	1761602	981642	2743244	120276	2863521
FOOD SERVICE									919		414	
TRANSPORTATION									151972		2483	

THOSE COSTS REPORTED IN THE COLUMN TITLED -SCHOOL INDIRECT- ARE DERIVED FROM TWO SOURCES: A) EXPENDITURES RECORDED BY SCHOOL AND B) SCHOOL LEVEL EXPENDITURES CENTRALLY RECORDED. FUNCTIONALLY DISTRIBUTED, THESE COSTS ARE AS REPORTED BELOW.

6100 PUPIL PERSONNEL	59231	6400 INSTR STAFF TRAINING	2592	7700 CENTRAL SERVICES	23621
6200 INSTRUCTIONAL MEDIA	37392	7300 SCHOOL ADMINISTRATION	223899	7900 OPERATION OF PLANT	321493
6300 INSTR & CURR DEVLPMNT	38506	7400 FACILITIES ACQ-CONSTR		8100 MAINTENANCE OF PLANT	241706
				8200 ADMIN. TECH. SERVICES	24190
				6500 INSTR. TECH. SERVICES	9007

FUND- 1
 SCHL- 0201 LAUREL HILL SCHOOL

PROGRAM CATEGORY	NBR	DIRECT						TOTAL DIRECT	SCHOOL INDIRECT	SCHOOL COST	DISTRICT INDIRECT	TOTAL
		SALARIES	BENEFITS	PURCHASED SERVICES	MATERIAL SUPPLIES	OTHER EXPENSES	CAPITAL OUTLAY					
K-3 BASIC	101	415251	112046	35344	19033	5039	3713	590429	235598	826027	36418	862445
4-8 BASIC	102	490429	163268	51502	27734	7343	5411	745690	377218	1122908	55426	1178335
9-12 BASIC	103	258054	83682	26397	14215	3763	2773	388887	194599	583487	28496	611983
BASIC		1163734	358997	113245	60984	16146	11899	1725007	807416	2532423	120341	2652764
ESOL	130	5197	1351	426	229	60	44	7309	2879	10189	441	10631
ESOL		5197	1351	426	229	60	44	7309	2879	10189	441	10631
PK-3 BASIC W/ES	111	67849	24821	7829	4216	1116	822	106656	54084	160741	8199	168940
4-8 BASIC W/ESE	112	83874	32787	10342	5569	1474	1086	135136	74998	210134	11078	221212
9-12 BASIC W/ES	113	71719	28875	9108	4905	1298	957	116864	67096	183961	9829	193790
ESE		223443	86484	27281	14691	3889	2866	358657	196179	554836	29106	583943
VOCATIONAL, 6-12	300	212180	63284	19963	10750	2846	2097	311122	146929	458051	21533	479585
VOCATIONAL PGM		212180	63284	19963	10750	2846	2097	311122	146929	458051	21533	479585
TOTAL FOR FEFP		1604555	510118	160915	86655	22943	16907	2402097	1153404	3555502	171423	3726925
FOOD SERVICE									271		459	
TRANSPORTATION									181762		2753	

THOSE COSTS REPORTED IN THE COLUMN TITLED -SCHOOL INDIRECT- ARE DERIVED FROM TWO SOURCES: A) EXPENDITURES RECORDED BY SCHOOL AND B) SCHOOL LEVEL EXPENDITURES CENTRALLY RECORDED. FUNCTIONALLY DISTRIBUTED, THESE COSTS ARE AS REPORTED BELOW.

6100 PUPIL PERSONNEL	97513	6400 INSTR STAFF TRAINING	3649	7700 CENTRAL SERVICES	32797
6200 INSTRUCTIONAL MEDIA	26719	7300 SCHOOL ADMINISTRATION	376796	7900 OPERATION OF PLANT	313202
6300 INSTR & CURR DEVLPMNT	131825	7400 FACILITIES ACQ-CONSTR		8100 MAINTENANCE OF PLANT	124803
				8200 ADMIN. TECH. SERVICES	33588
				6500 INSTR. TECH. SERVICES	12507

FUND- 1
 SCHL- 0211 NICEVILLE SENIOR HIGH SCHOOL

PROGRAM CATEGORY	NBR	DIRECT							TOTAL DIRECT	SCHOOL INDIRECT	SCHOOL COST	DISTRICT INDIRECT	TOTAL
		SALARIES	BENEFITS	PURCHASED SERVICES	MATERIAL SUPPLIES	OTHER EXPENSES	CAPITAL OUTLAY						
9-12 BASIC	103	3779908	1097112	335951	288306	71630	54736	5627645	2171178	7798824	376859	8175684	
BASIC		3779908	1097112	335951	288306	71630	54736	5627645	2171178	7798824	376859	8175684	
ESOL	130	3827	1198	367	314	78	59	5846	2371	8218	411	8629	
ESOL		3827	1198	367	314	78	59	5846	2371	8218	411	8629	
9-12 BASIC W/ES	113	1113995	303009	92785	79626	19783	15117	1624319	599654	2223973	104084	2328057	
ESE LEVEL 5	255	17546	7389	2262	1941	482	368	29990	14622	44613	2538	47151	
ESE		1131542	310398	95048	81568	20265	15486	1654310	614276	2268587	106622	2375209	
VOCATIONAL,6-12	300	435347	113360	34712	29789	7401	5655	626267	224340	850607	38939	889547	
VOCATIONAL PGM		435347	113360	34712	29789	7401	5655	626267	224340	850607	38939	889547	
TOTAL FOR FEFP		5350625	1522070	466079	399980	99375	75937	7914069	3012167	10926237	522833	11449070	
FOOD SERVICE									6359		2025		
TRANSPORTATION									743742		12150		

THOSE COSTS REPORTED IN THE COLUMN TITLED -SCHOOL INDIRECT- ARE DERIVED FROM TWO SOURCES: A) EXPENDITURES RECORDED BY SCHOOL AND B) SCHOOL LEVEL EXPENDITURES CENTRALLY RECORDED. FUNCTIONALLY DISTRIBUTED, THESE COSTS ARE AS REPORTED BELOW.

6100 PUPIL PERSONNEL	299458	6400 INSTR STAFF TRAINING	14923	7700 CENTRAL SERVICES	98715
6200 INSTRUCTIONAL MEDIA	9243	7300 SCHOOL ADMINISTRATION	728653	7900 OPERATION OF PLANT	1076901
6300 INSTR & CURR DEVLPMNT	145099	7400 FACILITIES ACQ-CONSTR		8100 MAINTENANCE OF PLANT	500433
				8200 ADMIN. TECH. SERVICES	101094
				6500 INSTR. TECH. SERVICES	37644

FUND- 1
 SCHL- 0222 NORTHWOOD ELEMENTARY

PROGRAM CATEGORY	NBR	DIRECT						TOTAL DIRECT	SCHOOL INDIRECT	SCHOOL COST	DISTRICT INDIRECT	TOTAL
		SALARIES	BENEFITS	PURCHASED SERVICES	MATERIAL SUPPLIES	OTHER EXPENSES	CAPITAL OUTLAY					
K-3 BASIC	101	1041700	287639	85564	48728	28828	1192	1493654	622430	2116084	120130	2236215
4-8 BASIC	102	353182	123235	36659	20877	12351	511	546817	301645	848462	53802	902264
BASIC		1394883	410875	122224	69605	41179	1704	2040471	924075	2964546	173933	3138480
ESOL	130	14957	4795	1426	812	480	19	22492	10438	32930	2006	34937
ESOL		14957	4795	1426	812	480	19	22492	10438	32930	2006	34937
PK-3 BASIC W/ES	111	168112	48521	14433	8219	4863	201	244351	110715	355067	20646	375713
4-8 BASIC W/ESE	112	133874	32971	9808	5585	3304	136	185681	80866	266547	14405	280953
ESE LEVEL 4	254	63812	25373	7548	4298	2543	105	103681	62373	166054	11095	177149
ESE		365800	106866	31789	18103	10710	443	533714	253954	787669	46146	833816
TOTAL FOR FEFP		1775640	522537	155440	88521	52371	2167	2596678	1188468	3785146	222086	4007233
FOOD SERVICE											735	
TRANSPORTATION									271341		4408	

THOSE COSTS REPORTED IN THE COLUMN TITLED -SCHOOL INDIRECT- ARE DERIVED FROM TWO SOURCES: A) EXPENDITURES RECORDED BY SCHOOL AND B) SCHOOL LEVEL EXPENDITURES CENTRALLY RECORDED. FUNCTIONALLY DISTRIBUTED, THESE COSTS ARE AS REPORTED BELOW.

6100 PUPIL PERSONNEL	144260	6400 INSTR STAFF TRAINING	4735	7700 CENTRAL SERVICES	43148
6200 INSTRUCTIONAL MEDIA	30950	7300 SCHOOL ADMINISTRATION	299121	7900 OPERATION OF PLANT	398505
6300 INSTR & CURR DEVLPMNT	56286	7400 FACILITIES ACQ-CONSTR		8100 MAINTENANCE OF PLANT	150816
				8200 ADMIN. TECH. SERVICES	44188
				6500 INSTR. TECH. SERVICES	16454

FUND- 1
 SCHL- 0241 SILVER SANDS SCHOOL

----- PROGRAM -----		----- DIRECT -----											
CATEGORY	NBR	SALARIES	BENEFITS	PURCHASED SERVICES	MATERIAL SUPPLIES	OTHER EXPENSES	CAPITAL OUTLAY	TOTAL DIRECT	SCHOOL INDIRECT	SCHOOL COST	DISTRICT INDIRECT	TOTAL	
4-8 BASIC W/ESE	112	2354	823	205	184	131	83	3783	2242	6025	314	6340	
ESE LEVEL 4	254	524934	181966	45406	40637	29073	18408	840426	450860	1291286	67198	1358485	
ESE LEVEL 5	255	400933	105600	26350	23583	16872	10682	584022	287360	871383	40349	911732	
ESE		928222	288390	71962	64404	46076	29174	1428232	740462	2168695	107862	2276558	
TOTAL FOR FEFP		928222	288390	71962	64404	46076	29174	1428232	740462	2168695	107862	2276558	
FOOD SERVICE											163		
TRANSPORTATION									68225		982		

THOSE COSTS REPORTED IN THE COLUMN TITLED -SCHOOL INDIRECT- ARE DERIVED FROM TWO SOURCES: A) EXPENDITURES RECORDED BY SCHOOL AND B) SCHOOL LEVEL EXPENDITURES CENTRALLY RECORDED. FUNCTIONALLY DISTRIBUTED, THESE COSTS ARE AS REPORTED BELOW.

6100 PUPIL PERSONNEL	80238	6400 INSTR STAFF TRAINING	5970	7700 CENTRAL SERVICES	20805
6200 INSTRUCTIONAL MEDIA	1481	7300 SCHOOL ADMINISTRATION	212747	7900 OPERATION OF PLANT	255203
6300 INSTR & CURR DEVLPMNT	38982	7400 FACILITIES ACQ-CONSTR		8100 MAINTENANCE OF PLANT	95792
				8200 ADMIN. TECH. SERVICES	21306
				6500 INSTR. TECH. SERVICES	7933

FUND- 1
 SCHL- 0251 RIVERSIDE ELEMENTARY

PROGRAM CATEGORY	NBR	DIRECT						TOTAL DIRECT	SCHOOL INDIRECT	SCHOOL COST	DISTRICT INDIRECT	TOTAL
		SALARIES	BENEFITS	PURCHASED SERVICES	MATERIAL SUPPLIES	OTHER EXPENSES	CAPITAL OUTLAY					
K-3 BASIC	101	1096063	306030	83814	44362	17353	399	1548024	613049	2161073	117584	2278658
4-8 BASIC	102	269821	110373	30228	16000	6258	143	432826	248119	680946	44317	725263
BASIC		1365884	416404	114043	60362	23612	543	1980850	861169	2842019	161901	3003921
ESOL	130	45868	12250	3355	1775	694	15	63960	25074	89035	4744	93779
ESOL		45868	12250	3355	1775	694	15	63960	25074	89035	4744	93779
PK-3 BASIC W/ES	111	250876	68652	18802	9952	3892	89	352265	145025	497290	26907	524198
4-8 BASIC W/ESE	112	78859	23598	6463	3420	1338	30	113710	53137	166847	9481	176328
ESE LEVEL 4	254	25712	7773	2129	1126	440	10	37193	17585	54779	3129	57908
ESE		355448	100024	27394	14499	5671	130	503169	215747	718917	39518	758435
TOTAL FOR FEFP		1767201	528679	144793	76638	29978	689	2547980	1101992	3649972	206164	3856137
FOOD SERVICE											683	
TRANSPORTATION									262858		4097	

THOSE COSTS REPORTED IN THE COLUMN TITLED -SCHOOL INDIRECT- ARE DERIVED FROM TWO SOURCES: A) EXPENDITURES RECORDED BY SCHOOL AND B) SCHOOL LEVEL EXPENDITURES CENTRALLY RECORDED. FUNCTIONALLY DISTRIBUTED, THESE COSTS ARE AS REPORTED BELOW.

6100 PUPIL PERSONNEL	124454	6400 INSTR STAFF TRAINING	6027	7700 CENTRAL SERVICES	40179
6200 INSTRUCTIONAL MEDIA	39620	7300 SCHOOL ADMINISTRATION	311239	7900 OPERATION OF PLANT	356302
6300 INSTR & CURR DEVLPMNT	49636	7400 FACILITIES ACQ-CONSTR		8100 MAINTENANCE OF PLANT	117745
				8200 ADMIN. TECH. SERVICES	41147
				6500 INSTR. TECH. SERVICES	15638

FUND- 1
 SCHL- 0271 PRYOR MIDDLE SCHOOL

PROGRAM CATEGORY	NBR	DIRECT						TOTAL DIRECT	SCHOOL INDIRECT	SCHOOL COST	DISTRICT INDIRECT	TOTAL
		SALARIES	BENEFITS	PURCHASED SERVICES	MATERIAL SUPPLIES	OTHER EXPENSES	CAPITAL OUTLAY					
4-8 BASIC	102	1379089	388308	136200	91168	25311	7848	2027927	965382	2993309	138446	3131756
BASIC		1379089	388308	136200	91168	25311	7848	2027927	965382	2993309	138446	3131756
ESOL	130	45425	12960	4546	3042	844	261	67081	32222	99303	4620	103924
ESOL		45425	12960	4546	3042	844	261	67081	32222	99303	4620	103924
4-8 BASIC W/ESE	112	338316	114609	40199	26908	7470	2316	529821	284933	814754	40862	855617
ESE LEVEL 4	254	5626	3314	1162	778	216	67	11165	8241	19406	1181	20588
ESE		343942	117924	41362	27686	7686	2383	540987	293174	834161	42044	876205
TOTAL FOR FEFP		1768457	519194	182109	121898	33842	10494	2635996	1290778	3926775	185111	4111887
FOOD SERVICE									1866		641	
TRANSPORTATION									237719		3847	

THOSE COSTS REPORTED IN THE COLUMN TITLED -SCHOOL INDIRECT- ARE DERIVED FROM TWO SOURCES: A) EXPENDITURES RECORDED BY SCHOOL AND B) SCHOOL LEVEL EXPENDITURES CENTRALLY RECORDED. FUNCTIONALLY DISTRIBUTED, THESE COSTS ARE AS REPORTED BELOW.

6100 PUPIL PERSONNEL	174867	6400 INSTR STAFF TRAINING	3835	7700 CENTRAL SERVICES	34950
6200 INSTRUCTIONAL MEDIA	44726	7300 SCHOOL ADMINISTRATION	439656	7900 OPERATION OF PLANT	310830
6300 INSTR & CURR DEVLPMNT	67223	7400 FACILITIES ACQ-CONSTR	394	8100 MAINTENANCE OF PLANT	165170
				8200 ADMIN. TECH. SERVICES	35793
				6500 INSTR. TECH. SERVICES	13328

FUND- 1
 SCHL- 0281 WRIGHT ELEMENTARY

PROGRAM CATEGORY	NBR	DIRECT						TOTAL DIRECT	SCHOOL INDIRECT	SCHOOL COST	DISTRICT INDIRECT	TOTAL
		SALARIES	BENEFITS	PURCHASED SERVICES	MATERIAL SUPPLIES	OTHER EXPENSES	CAPITAL OUTLAY					
K-3 BASIC	101	896350	273440	72832	35676	11169	493	1289962	508179	1798141	97937	1896079
4-8 BASIC	102	330282	92350	24598	12049	3772	166	463218	190689	653907	34464	688372
BASIC		1226632	365790	97430	47725	14941	659	1753180	698868	2452049	132401	2584451
ESOL	130	159227	38909	10363	5076	1589	70	215237	73163	288400	13998	302398
ESOL		159227	38909	10363	5076	1589	70	215237	73163	288400	13998	302398
PK-3 BASIC W/ES	111	232101	65733	17508	8576	2685	118	326723	126840	453563	23884	477447
4-8 BASIC W/ESE	112	168166	45599	12145	5949	1862	82	233806	94384	328191	17033	345225
ESE LEVEL 4	254	136999	41393	11025	5400	1690	74	196585	86074	282659	15491	298151
ESE		537267	152726	40679	19926	6238	275	757114	307299	1064414	56409	1120824
TOTAL FOR FEFP		1923128	557426	148474	72728	22770	1005	2725532	1079331	3804864	202809	4007673
FOOD SERVICE											636	
TRANSPORTATION									233471		3815	

THOSE COSTS REPORTED IN THE COLUMN TITLED -SCHOOL INDIRECT- ARE DERIVED FROM TWO SOURCES: A) EXPENDITURES RECORDED BY SCHOOL AND B) SCHOOL LEVEL EXPENDITURES CENTRALLY RECORDED. FUNCTIONALLY DISTRIBUTED, THESE COSTS ARE AS REPORTED BELOW.

6100 PUPIL PERSONNEL	112245	6400 INSTR STAFF TRAINING	15458	7700 CENTRAL SERVICES	39398
6200 INSTRUCTIONAL MEDIA	47297	7300 SCHOOL ADMINISTRATION	294376	7900 OPERATION OF PLANT	299070
6300 INSTR & CURR DEVLPMNT	55090	7400 FACILITIES ACQ-CONSTR		8100 MAINTENANCE OF PLANT	161021
				8200 ADMIN. TECH. SERVICES	40347
				6500 INSTR. TECH. SERVICES	15024

FUND- 1
 SCHL- 0431 SHALIMAR ELEMENTARY

PROGRAM CATEGORY	NBR	DIRECT						TOTAL DIRECT	SCHOOL INDIRECT	SCHOOL COST	DISTRICT INDIRECT	TOTAL
		SALARIES	BENEFITS	PURCHASED SERVICES	MATERIAL SUPPLIES	OTHER EXPENSES	CAPITAL OUTLAY					
K-3 BASIC	101	987284	300251	67830	36261	17253	386	1409269	506330	1915599	96712	2012312
4-8 BASIC	102	399329	116388	26293	14056	6688	149	562905	217725	780630	39202	819833
BASIC		1386613	416639	94124	50318	23941	536	1972174	724056	2696230	135914	2832145
ESOL	130	49861	15490	3499	1870	890	19	71632	26572	98205	5025	103230
ESOL		49861	15490	3499	1870	890	19	71632	26572	98205	5025	103230
PK-3 BASIC W/ES	111	265165	106180	23987	12823	6101	136	414395	189771	604166	35056	639223
4-8 BASIC W/ESE	112	131808	46515	10508	5617	2672	59	197181	87062	284244	15671	299916
ESE LEVEL 4	254	1400	2354	531	284	135	3	4709	4421	9130	794	9924
ESE		398373	155050	35027	18725	8909	199	616286	281255	897542	51522	949064
TOTAL FOR FEFP		1834849	587180	132651	70914	33741	756	2660093	1031884	3691978	192462	3884440
FOOD SERVICE									1199		635	
TRANSPORTATION									236191		3811	

THOSE COSTS REPORTED IN THE COLUMN TITLED -SCHOOL INDIRECT- ARE DERIVED FROM TWO SOURCES: A) EXPENDITURES RECORDED BY SCHOOL AND B) SCHOOL LEVEL EXPENDITURES CENTRALLY RECORDED. FUNCTIONALLY DISTRIBUTED, THESE COSTS ARE AS REPORTED BELOW.

6100 PUPIL PERSONNEL	94393	6400 INSTR STAFF TRAINING	4105	7700 CENTRAL SERVICES	37405
6200 INSTRUCTIONAL MEDIA	101623	7300 SCHOOL ADMINISTRATION	295043	7900 OPERATION OF PLANT	262414
6300 INSTR & CURR DEVLPMNT	49573	7400 FACILITIES ACQ-CONSTR		8100 MAINTENANCE OF PLANT	134753
				8200 ADMIN. TECH. SERVICES	38306
				6500 INSTR. TECH. SERVICES	14264

FUND- 1
 SCHL- 0541 ELLIOTT POINT ELEMENTARY

PROGRAM CATEGORY	NBR	DIRECT						TOTAL DIRECT	SCHOOL INDIRECT	SCHOOL COST	DISTRICT INDIRECT	TOTAL
		SALARIES	BENEFITS	PURCHASED SERVICES	MATERIAL SUPPLIES	OTHER EXPENSES	CAPITAL OUTLAY					
K-3 BASIC	101	991314	263761	71734	31178	18950	1381	1378322	492141	1870464	94328	1964793
4-8 BASIC	102	362634	96519	26250	11409	6934	505	504254	202315	706569	35993	742563
BASIC		1353949	360281	97984	42588	25885	1887	1882576	694457	2577034	130322	2707356
ESOL	130	108063	29923	8138	3537	2149	156	151968	56950	208918	10775	219694
ESOL		108063	29923	8138	3537	2149	156	151968	56950	208918	10775	219694
PK-3 BASIC W/ES	111	257550	80252	21825	9486	5765	420	375301	159895	535197	29374	564572
4-8 BASIC W/ESE	112	185877	56949	15488	6731	4091	298	269437	119948	389385	21275	410661
ESE LEVEL 4	254	20157	5030	1368	594	361	26	27538	10615	38153	1880	40034
ESE		463585	142232	38682	16813	10219	745	672277	290459	962737	52530	1015267
TOTAL FOR FEFP		1925598	532436	144805	62938	38254	2789	2706823	1041867	3748690	193628	3942319
FOOD SERVICE									1081		670	
TRANSPORTATION									247921		4019	

THOSE COSTS REPORTED IN THE COLUMN TITLED -SCHOOL INDIRECT- ARE DERIVED FROM TWO SOURCES: A) EXPENDITURES RECORDED BY SCHOOL AND B) SCHOOL LEVEL EXPENDITURES CENTRALLY RECORDED. FUNCTIONALLY DISTRIBUTED, THESE COSTS ARE AS REPORTED BELOW.

6100 PUPIL PERSONNEL	118605	6400 INSTR STAFF TRAINING	4154	7700 CENTRAL SERVICES	37656
6200 INSTRUCTIONAL MEDIA	1249	7300 SCHOOL ADMINISTRATION	295782	7900 OPERATION OF PLANT	341272
6300 INSTR & CURR DEVLPMNT	52421	7400 FACILITIES ACQ-CONSTR	2168	8100 MAINTENANCE OF PLANT	135632
				8200 ADMIN. TECH. SERVICES	38563
				6500 INSTR. TECH. SERVICES	14359

FUND- 1
 SCHL- 0561 MARY ESTHER ELEMENTARY

PROGRAM CATEGORY	NBR	DIRECT						TOTAL DIRECT	SCHOOL INDIRECT	SCHOOL COST	DISTRICT INDIRECT	TOTAL
		SALARIES	BENEFITS	PURCHASED SERVICES	MATERIAL SUPPLIES	OTHER EXPENSES	CAPITAL OUTLAY					
K-3 BASIC	101	891179	257890	76875	31606	18070	1253	1276876	473797	1750673	95245	1845919
4-8 BASIC	102	353183	85366	25447	10462	5981	414	480856	174939	655795	32960	688755
BASIC		1244363	343256	102323	42069	24052	1667	1757732	648736	2406468	128206	2534675
ESOL	130	44901	14002	4174	1716	981	68	65842	26014	91857	5194	97051
ESOL		44901	14002	4174	1716	981	68	65842	26014	91857	5194	97051
PK-3 BASIC W/ES	111	269549	102650	30599	12580	7192	498	423071	203687	626759	39106	665865
4-8 BASIC W/ESE	112	92224	28568	8516	3501	2001	138	134950	58660	193610	11039	204650
ESE LEVEL 4	254	19368	5585	1665	684	391	27	27723	11492	39215	2160	41375
ESE		381142	136804	40780	16766	9585	664	585744	273840	859585	52306	911891
TOTAL FOR FEFP		1670407	494063	147277	60551	34619	2400	2409320	948591	3357911	185706	3543618
FOOD SERVICE									1421		621	
TRANSPORTATION									231712		3726	

THOSE COSTS REPORTED IN THE COLUMN TITLED -SCHOOL INDIRECT- ARE DERIVED FROM TWO SOURCES: A) EXPENDITURES RECORDED BY SCHOOL AND B) SCHOOL LEVEL EXPENDITURES CENTRALLY RECORDED. FUNCTIONALLY DISTRIBUTED, THESE COSTS ARE AS REPORTED BELOW.

6100 PUPIL PERSONNEL	121137	6400 INSTR STAFF TRAINING	5279	7700 CENTRAL SERVICES	36077
6200 INSTRUCTIONAL MEDIA	25186	7300 SCHOOL ADMINISTRATION	270946	7900 OPERATION OF PLANT	264169
6300 INSTR & CURR DEVLPMNT	51771	7400 FACILITIES ACQ-CONSTR		8100 MAINTENANCE OF PLANT	123317
				8200 ADMIN. TECH. SERVICES	36947
				6500 INSTR. TECH. SERVICES	13757

FUND- 1
 SCHL- 0571 PLEW ELEMENTARY

PROGRAM CATEGORY	NBR	DIRECT						TOTAL DIRECT	SCHOOL INDIRECT	SCHOOL COST	DISTRICT INDIRECT	TOTAL
		SALARIES	BENEFITS	PURCHASED SERVICES	MATERIAL SUPPLIES	OTHER EXPENSES	CAPITAL OUTLAY					
K-3 BASIC	101	1112028	296783	69071	40542	13218	2899	1534542	531585	2066128	103664	2169793
4-8 BASIC	102	475087	139924	32565	19114	6232	1366	674290	279126	953416	50953	1004370
BASIC		1587115	436707	101637	59656	19450	4265	2208832	810712	3019545	154618	3174163
ESOL	130	10201	3177	739	434	141	31	14725	5911	20637	1125	21762
ESOL		10201	3177	739	434	141	31	14725	5911	20637	1125	21762
PK-3 BASIC W/ES	111	229959	73722	17157	10070	3283	720	334913	136821	471735	26098	497834
4-8 BASIC W/ESE	112	159820	41243	9598	5634	1836	402	218536	82775	301312	15055	316368
ESE		389779	114966	26756	15705	5120	1123	553450	219597	773047	41154	814202
TOTAL FOR FEFP		1987096	554851	129133	75795	24712	5420	2777008	1036220	3813229	196898	4010128
FOOD SERVICE									493		721	
TRANSPORTATION									265895		4326	

THOSE COSTS REPORTED IN THE COLUMN TITLED -SCHOOL INDIRECT- ARE DERIVED FROM TWO SOURCES: A) EXPENDITURES RECORDED BY SCHOOL AND B) SCHOOL LEVEL EXPENDITURES CENTRALLY RECORDED. FUNCTIONALLY DISTRIBUTED, THESE COSTS ARE AS REPORTED BELOW.

6100 PUPIL PERSONNEL	114115	6400 INSTR STAFF TRAINING	4206	7700 CENTRAL SERVICES	38325
6200 INSTRUCTIONAL MEDIA	57711	7300 SCHOOL ADMINISTRATION	276956	7900 OPERATION OF PLANT	294369
6300 INSTR & CURR DEVLPMNT	49768	7400 FACILITIES ACQ-CONSTR		8100 MAINTENANCE OF PLANT	146903
				8200 ADMIN. TECH. SERVICES	39249
				6500 INSTR. TECH. SERVICES	14615

FUND- 1
 SCHL- 0581 CHOCTAWHATCHEE HIGH

PROGRAM CATEGORY	NBR	DIRECT					TOTAL DIRECT	SCHOOL INDIRECT	SCHOOL COST	DISTRICT INDIRECT	TOTAL	
		SALARIES	BENEFITS	PURCHASED SERVICES	MATERIAL SUPPLIES	OTHER EXPENSES						CAPITAL OUTLAY
4-8 BASIC	102	2684	898	278	193	68	14	4137	1967	6105	305	6410
9-12 BASIC	103	3531434	1016677	314759	219271	77025	16485	5175654	2226640	7402295	345350	7747646
BASIC		3534119	1017576	315037	219465	77093	16500	5179792	2228608	7408400	345655	7754056
ESOL	130	55954	15856	4909	3419	1201	257	81599	34728	116327	5386	121713
ESOL		55954	15856	4909	3419	1201	257	81599	34728	116327	5386	121713
9-12 BASIC W/ES	113	662713	211186	65382	45547	16000	3424	1004254	462523	1466778	71737	1538515
ESE LEVEL 4	254	4645	2367	732	510	179	38	8473	5184	13657	804	14461
ESE LEVEL 5	255	27723	11336	3509	2444	858	183	46057	24828	70885	3850	74736
ESE		695081	224890	69625	48503	17038	3646	1058785	492536	1551321	76391	1627713
VOCATIONAL,6-12	300	244111	63669	19711	13731	4823	1032	347080	139444	486525	21627	508152
VOCATIONAL PGM		244111	63669	19711	13731	4823	1032	347080	139444	486525	21627	508152
TOTAL FOR FEFP		4529266	1321993	409284	285120	100157	21436	6667258	2895316	9562574	449061	10011636
FOOD SERVICE									2029		1721	
TRANSPORTATION									658869		10325	

THOSE COSTS REPORTED IN THE COLUMN TITLED -SCHOOL INDIRECT- ARE DERIVED FROM TWO SOURCES: A) EXPENDITURES RECORDED BY SCHOOL AND B) SCHOOL LEVEL EXPENDITURES CENTRALLY RECORDED. FUNCTIONALLY DISTRIBUTED, THESE COSTS ARE AS REPORTED BELOW.

6100 PUPIL PERSONNEL	452764	6400 INSTR STAFF TRAINING	17107	7700 CENTRAL SERVICES	84787
6200 INSTRUCTIONAL MEDIA	67862	7300 SCHOOL ADMINISTRATION	663584	7900 OPERATION OF PLANT	824225
6300 INSTR & CURR DEVLPMNT	185132	7400 FACILITIES ACQ-CONSTR		8100 MAINTENANCE OF PLANT	480689
				8200 ADMIN. TECH. SERVICES	86830
				6500 INSTR. TECH. SERVICES	32332

FUND- 1
 SCHL- 0601 CRESTVIEW SENIOR HIGH

PROGRAM CATEGORY	NBR	DIRECT					TOTAL DIRECT	SCHOOL INDIRECT	SCHOOL COST	DISTRICT INDIRECT	TOTAL	
		SALARIES	BENEFITS	PURCHASED SERVICES	MATERIAL SUPPLIES	OTHER EXPENSES						CAPITAL OUTLAY
K-3 BASIC	101	15696	3302	1232	720	244	13	21208	6032	27240	1066	28307
9-12 BASIC	103	3673735	1042845	389053	227419	77126	4151	5414332	2140468	7554800	351741	7906542
BASIC		3689431	1046147	390285	228139	77370	4164	5435540	2146500	7582041	352808	7934849
ESOL	130	20559	6289	2346	1371	465	25	31056	12912	43969	2121	46091
ESOL		20559	6289	2346	1371	465	25	31056	12912	43969	2121	46091
9-12 BASIC W/ES	113	787577	229967	85793	50150	17007	915	1171412	471925	1643338	77560	1720898
ESE LEVEL 4	254	9255	3173	1183	692	234	12	14552	6515	21067	1070	22138
ESE LEVEL 5	255	20982	7538	2812	1644	557	30	33565	15477	49042	2542	51585
ESE		817815	240679	89790	52486	17800	958	1219530	493918	1713448	81173	1794622
VOCATIONAL,6-12	300	365255	132595	49467	28915	9806	527	586568	272229	858798	44727	903526
VOCATIONAL PGM		365255	132595	49467	28915	9806	527	586568	272229	858798	44727	903526
TOTAL FOR FEFP		4893062	1425712	531889	310914	105442	5675	7272697	2925561	10198258	480831	10679090
FOOD SERVICE									3653		1993	
TRANSPORTATION									734506		11955	

THOSE COSTS REPORTED IN THE COLUMN TITLED -SCHOOL INDIRECT- ARE DERIVED FROM TWO SOURCES: A) EXPENDITURES RECORDED BY SCHOOL AND B) SCHOOL LEVEL EXPENDITURES CENTRALLY RECORDED. FUNCTIONALLY DISTRIBUTED, THESE COSTS ARE AS REPORTED BELOW.

6100 PUPIL PERSONNEL	258072	6400 INSTR STAFF TRAINING	9965	7700 CENTRAL SERVICES	90804
6200 INSTRUCTIONAL MEDIA	13940	7300 SCHOOL ADMINISTRATION	802644	7900 OPERATION OF PLANT	898773
6300 INSTR & CURR DEVLPMNT	194918	7400 FACILITIES ACQ-CONSTR		8100 MAINTENANCE OF PLANT	528822
				8200 ADMIN. TECH. SERVICES	92992
				6500 INSTR. TECH. SERVICES	34627

FUND- 1
 SCHL- 0621 KENWOOD ELEMENTARY

PROGRAM CATEGORY	NBR	DIRECT						TOTAL DIRECT	SCHOOL INDIRECT	SCHOOL COST	DISTRICT INDIRECT	TOTAL
		SALARIES	BENEFITS	PURCHASED SERVICES	MATERIAL SUPPLIES	OTHER EXPENSES	CAPITAL OUTLAY					
K-3 BASIC	101	931403	296815	91920	40355	18258	8865	1387619	537897	1925516	109045	2034562
4-8 BASIC	102	306628	89159	27611	12122	5484	2663	443669	180609	624279	34239	658518
BASIC		1238032	385974	119532	52477	23743	11528	1831288	718506	2549795	143285	2693081
ESOL	130	20827	5487	1699	746	337	163	29261	10026	39287	2022	41310
ESOL		20827	5487	1699	746	337	163	29261	10026	39287	2022	41310
PK-3 BASIC W/ES	111	270638	80248	24852	10910	4936	2396	393983	157882	551865	30453	582318
4-8 BASIC W/ESE	112	161564	39683	12289	5395	2441	1185	222559	80621	303181	15257	318439
ESE LEVEL 4	254	59465	25348	7850	3446	1559	757	98426	51547	149974	9749	159724
ESE		491668	145280	44991	19752	8937	4339	714969	290051	1005021	55460	1060481
TOTAL FOR FEFP		1750528	536742	166223	72975	33018	16031	2575520	1018584	3594104	200768	3794873
FOOD SERVICE											669	
TRANSPORTATION									253098		4017	

THOSE COSTS REPORTED IN THE COLUMN TITLED -SCHOOL INDIRECT- ARE DERIVED FROM TWO SOURCES: A) EXPENDITURES RECORDED BY SCHOOL AND B) SCHOOL LEVEL EXPENDITURES CENTRALLY RECORDED. FUNCTIONALLY DISTRIBUTED, THESE COSTS ARE AS REPORTED BELOW.

6100 PUPIL PERSONNEL	132653	6400 INSTR STAFF TRAINING	4280	7700 CENTRAL SERVICES	39002
6200 INSTRUCTIONAL MEDIA	27734	7300 SCHOOL ADMINISTRATION	274281	7900 OPERATION OF PLANT	277360
6300 INSTR & CURR DEVLPMNT	55170	7400 FACILITIES ACQ-CONSTR		8100 MAINTENANCE OF PLANT	147940
				8200 ADMIN. TECH. SERVICES	39942
				6500 INSTR. TECH. SERVICES	20219

FUND- 1
 SCHL- 0631 FLOROSA ELEMENTARY SCHOOL

PROGRAM CATEGORY	NBR	DIRECT						TOTAL DIRECT	SCHOOL INDIRECT	SCHOOL COST	DISTRICT INDIRECT	TOTAL
		SALARIES	BENEFITS	PURCHASED SERVICES	MATERIAL SUPPLIES	OTHER EXPENSES	CAPITAL OUTLAY					
K-3 BASIC	101	1023538	271799	64399	19277	16627	907	1396550	431507	1828058	86796	1914855
4-8 BASIC	102	287353	90797	21513	6439	5554	303	411962	156855	568818	30120	598939
BASIC		1310892	362597	85912	25717	22181	1211	1808513	588363	2396877	116917	2513794
ESOL	130	61876	16030	3798	1136	980	53	83876	26015	109892	5169	115062
ESOL		61876	16030	3798	1136	980	53	83876	26015	109892	5169	115062
PK-3 BASIC W/ES	111	435081	134386	31841	9531	8221	448	619510	230594	850104	44441	894546
4-8 BASIC W/ESE	112	119242	35044	8303	2485	2143	117	167336	61219	228555	11685	240241
ESE LEVEL 4	254	5859	1433	339	101	87	4	7827	2521	10348	479	10827
ESE LEVEL 5	255	6723	1795	425	127	109	5	9187	3157	12345	600	12946
ESE		566906	172660	40909	12245	10562	576	803861	297492	1101354	57207	1158561
TOTAL FOR FEFP		1939675	551289	130620	39099	33724	1841	2696251	911872	3608124	179293	3787418
FOOD SERVICE									422		566	
TRANSPORTATION									209842		3396	

THOSE COSTS REPORTED IN THE COLUMN TITLED -SCHOOL INDIRECT- ARE DERIVED FROM TWO SOURCES: A) EXPENDITURES RECORDED BY SCHOOL AND B) SCHOOL LEVEL EXPENDITURES CENTRALLY RECORDED. FUNCTIONALLY DISTRIBUTED, THESE COSTS ARE AS REPORTED BELOW.

6100 PUPIL PERSONNEL	108765	6400 INSTR STAFF TRAINING	7544	7700 CENTRAL SERVICES	34816
6200 INSTRUCTIONAL MEDIA	24865	7300 SCHOOL ADMINISTRATION	300819	7900 OPERATION OF PLANT	220131
6300 INSTR & CURR DEVLPMNT	51051	7400 FACILITIES ACQ-CONSTR		8100 MAINTENANCE OF PLANT	114945
				8200 ADMIN. TECH. SERVICES	35655
				6500 INSTR. TECH. SERVICES	13276

FUND- 1
 SCHL- 0641 FORT WALTON BEACH HIGH

PROGRAM CATEGORY	NBR	DIRECT							TOTAL DIRECT	SCHOOL INDIRECT	SCHOOL COST	DISTRICT INDIRECT	TOTAL
		SALARIES	BENEFITS	PURCHASED SERVICES	MATERIAL SUPPLIES	OTHER EXPENSES	CAPITAL OUTLAY						
9-12 BASIC	103	3801664	1130526	349468	232243	64808	16942	5595654	2355281	7950935	407380	8358316	
BASIC		3801664	1130526	349468	232243	64808	16942	5595654	2355281	7950935	407380	8358316	
ESOL	130	36139	13065	4038	2684	749	195	56873	27220	84094	4708	88802	
ESOL		36139	13065	4038	2684	749	195	56873	27220	84094	4708	88802	
9-12 BASIC W/ES	113	549969	173067	53498	35553	9921	2593	824604	360560	1185164	62364	1247529	
ESE LEVEL 5	255	4297	1881	581	386	107	28	7283	3920	11204	678	11882	
ESE		554266	174949	54080	35939	10029	2621	831887	364481	1196369	63042	1259411	
VOCATIONAL,6-12	300	279901	76848	23755	15787	4405	1151	401849	160102	561952	27692	589644	
VOCATIONAL PGM		279901	76848	23755	15787	4405	1151	401849	160102	561952	27692	589644	
TOTAL FOR FEFP		4671971	1395390	431343	286655	79992	20912	6886265	2907085	9793351	502823	10296174	
FOOD SERVICE											1929		
TRANSPORTATION									715138		11569		

THOSE COSTS REPORTED IN THE COLUMN TITLED -SCHOOL INDIRECT- ARE DERIVED FROM TWO SOURCES: A) EXPENDITURES RECORDED BY SCHOOL AND B) SCHOOL LEVEL EXPENDITURES CENTRALLY RECORDED. FUNCTIONALLY DISTRIBUTED, THESE COSTS ARE AS REPORTED BELOW.

6100 PUPIL PERSONNEL	312892	6400 INSTR STAFF TRAINING	19089	7700 CENTRAL SERVICES	94937
6200 INSTRUCTIONAL MEDIA	46748	7300 SCHOOL ADMINISTRATION	684025	7900 OPERATION OF PLANT	986720
6300 INSTR & CURR DEVLPMNT	150714	7400 FACILITIES ACQ-CONSTR	1599	8100 MAINTENANCE OF PLANT	476689
				8200 ADMIN. TECH. SERVICES	97225
				6500 INSTR. TECH. SERVICES	36440

FUND- 1
 SCHL- 0651 BRUNER MIDDLE SCHOOL

PROGRAM CATEGORY	NBR	DIRECT						TOTAL DIRECT	SCHOOL INDIRECT	SCHOOL COST	DISTRICT INDIRECT	TOTAL
		SALARIES	BENEFITS	PURCHASED SERVICES	MATERIAL SUPPLIES	OTHER EXPENSES	CAPITAL OUTLAY					
4-8 BASIC	102	1718195	490123	161218	75189	28641	4543	2477912	1165819	3643731	178630	3822362
BASIC		1718195	490123	161218	75189	28641	4543	2477912	1165819	3643731	178630	3822362
ESOL	130	28597	7854	2583	1204	459	72	40772	18683	59455	2862	62318
ESOL		28597	7854	2583	1204	459	72	40772	18683	59455	2862	62318
4-8 BASIC W/ESE	112	552752	166249	54685	25504	9715	1541	810447	395445	1205892	60591	1266484
ESE LEVEL 5	255	1563	664	218	101	38	6	2593	1580	4173	242	4415
ESE		554315	166914	54903	25606	9754	1547	813040	397025	1210066	60833	1270900
TOTAL FOR FEFP		2301108	664892	218705	102000	38854	6164	3331725	1581528	4913254	242327	5155581
FOOD SERVICE									2483		870	
TRANSPORTATION									321816		5219	

THOSE COSTS REPORTED IN THE COLUMN TITLED -SCHOOL INDIRECT- ARE DERIVED FROM TWO SOURCES: A) EXPENDITURES RECORDED BY SCHOOL AND B) SCHOOL LEVEL EXPENDITURES CENTRALLY RECORDED. FUNCTIONALLY DISTRIBUTED, THESE COSTS ARE AS REPORTED BELOW.

6100 PUPIL PERSONNEL	279956	6400 INSTR STAFF TRAINING	8203	7700 CENTRAL SERVICES	45753
6200 INSTRUCTIONAL MEDIA	3924	7300 SCHOOL ADMINISTRATION	430976	7900 OPERATION OF PLANT	452320
6300 INSTR & CURR DEVLPMNT	89200	7400 FACILITIES ACQ-CONSTR		8100 MAINTENANCE OF PLANT	205231
				8200 ADMIN. TECH. SERVICES	46856
				6500 INSTR. TECH. SERVICES	19105

FUND- 1
 SCHL- 0671 LEWIS MIDDLE SCHOOL

PROGRAM CATEGORY	NBR	DIRECT						TOTAL DIRECT	SCHOOL INDIRECT	SCHOOL COST	DISTRICT INDIRECT	TOTAL
		SALARIES	BENEFITS	PURCHASED SERVICES	MATERIAL SUPPLIES	OTHER EXPENSES	CAPITAL OUTLAY					
K-3 BASIC	101	320316	123539	37629	7545	8636	1450	499117	254677	753794	41243	795038
4-8 BASIC	102	1484236	328246	99982	20049	22948	3853	1959316	756935	2716251	114681	2830933
BASIC		1804552	451786	137611	27594	31584	5303	2458433	1011612	3470046	155925	3625972
ESOL	130	35412	12151	3701	742	849	142	52999	26119	79119	4124	83243
ESOL		35412	12151	3701	742	849	142	52999	26119	79119	4124	83243
PK-3 BASIC W/ES	111	283630	133695	40723	8166	9346	1569	477131	304037	781169	46439	827608
4-8 BASIC W/ESE	112	513058	144073	43884	8799	10072	1691	721580	332419	1053999	50347	1104347
ESE LEVEL 4	254	27339	15296	4659	934	1069	179	49479	35281	84760	5344	90105
ESE LEVEL 5	255	828	346	105	21	24	4	1330	799	2130	121	2251
ESE		824857	293412	89372	17921	20512	3444	1249521	672538	1922060	102253	2024313
TOTAL FOR FEFP		2664822	757350	230685	46258	52947	8889	3760954	1710271	5471225	262303	5733529
FOOD SERVICE									2224		727	
TRANSPORTATION									268522		4361	

THOSE COSTS REPORTED IN THE COLUMN TITLED -SCHOOL INDIRECT- ARE DERIVED FROM TWO SOURCES: A) EXPENDITURES RECORDED BY SCHOOL AND B) SCHOOL LEVEL EXPENDITURES CENTRALLY RECORDED. FUNCTIONALLY DISTRIBUTED, THESE COSTS ARE AS REPORTED BELOW.

6100 PUPIL PERSONNEL	172111	6400 INSTR STAFF TRAINING	7165	7700 CENTRAL SERVICES	49988
6200 INSTRUCTIONAL MEDIA	34800	7300 SCHOOL ADMINISTRATION	511856	7900 OPERATION OF PLANT	517306
6300 INSTR & CURR DEVLPMNT	116055	7400 FACILITIES ACQ-CONSTR		8100 MAINTENANCE OF PLANT	230262
				8200 ADMIN. TECH. SERVICES	51193
				6500 INSTR. TECH. SERVICES	19529

FUND- 1
 SCHL- 0681 LONGWOOD ELEMENTARY SCHOOL

PROGRAM CATEGORY	NBR	DIRECT						TOTAL DIRECT	SCHOOL INDIRECT	SCHOOL COST	DISTRICT INDIRECT	TOTAL
		SALARIES	BENEFITS	PURCHASED SERVICES	MATERIAL SUPPLIES	OTHER EXPENSES	CAPITAL OUTLAY					
K-3 BASIC	101	933645	272793	73983	49116	18140	4531	1352211	528398	1880610	95561	1976171
4-8 BASIC	102	296410	100364	27219	18070	6674	1667	450406	216996	667403	36738	704141
BASIC		1230056	373157	101202	67187	24814	6199	1802618	745395	2548013	132299	2680313
ESOL	130	144031	40938	11102	7370	2722	680	206846	80678	287525	14437	301962
ESOL		144031	40938	11102	7370	2722	680	206846	80678	287525	14437	301962
PK-3 BASIC W/ES	111	158177	41030	11127	7387	2728	681	221133	84185	305318	14702	320021
4-8 BASIC W/ESE	112	47804	15847	4297	2853	1053	263	72119	34170	106290	5794	112084
ESE LEVEL 4	254	2220	779	211	140	51	12	3415	1692	5108	285	5394
ESE		208202	57656	15636	10381	3834	957	296668	120048	416717	20782	437499
TOTAL FOR FEFP		1582290	471752	127942	84939	31371	7837	2306133	946122	3252255	167520	3419776
FOOD SERVICE											553	
TRANSPORTATION									203581		3320	

THOSE COSTS REPORTED IN THE COLUMN TITLED -SCHOOL INDIRECT- ARE DERIVED FROM TWO SOURCES: A) EXPENDITURES RECORDED BY SCHOOL AND B) SCHOOL LEVEL EXPENDITURES CENTRALLY RECORDED. FUNCTIONALLY DISTRIBUTED, THESE COSTS ARE AS REPORTED BELOW.

6100 PUPIL PERSONNEL	2401045	6400 INSTR STAFF TRAINING	4272	7700 CENTRAL SERVICES	32670
6200 INSTRUCTIONAL MEDIA	38774	7300 SCHOOL ADMINISTRATION	294740	7900 OPERATION OF PLANT	250190
6300 INSTR & CURR DEVLPMNT	40888	7400 FACILITIES ACQ-CONSTR	4436	8100 MAINTENANCE OF PLANT	133184
				8200 ADMIN. TECH. SERVICES	33458
				6500 INSTR. TECH. SERVICES	12458

FUND- 1
 SCHL- 0701 OKALOOSA APPLIED TECHNOLOGY CR

PROGRAM CATEGORY	NBR	DIRECT							TOTAL DIRECT	SCHOOL INDIRECT	SCHOOL COST	DISTRICT INDIRECT	TOTAL
		SALARIES	BENEFITS	PURCHASED SERVICES	MATERIAL SUPPLIES	OTHER EXPENSES	CAPITAL OUTLAY						
9-12 BASIC	103	323280	51598	54303	24461	12211	12923	478779	125210	603989	38271	642260	
BASIC		323280	51598	54303	24461	12211	12923	478779	125210	603989	38271	642260	
ESOL	130	274	150	158	71	35	37	727	364	1091	111	1203	
ESOL		274	150	158	71	35	37	727	364	1091	111	1203	
PK-3 BASIC W/ES	111	1638	953	1003	452	225	238	4511	2313	6825	707	7532	
4-8 BASIC W/ESE	112	13397	6047	6364	2866	1431	1514	31622	14674	46296	4485	50782	
9-12 BASIC W/ES	113	161750	26514	27904	12569	6274	6641	241655	64340	305995	19665	325661	
ESE LEVEL 5	255	1543	346	364	164	81	86	2586	839	3426	256	3682	
ESE		178329	33861	35636	16052	8013	8481	280375	82168	362543	25115	387658	
VOCATIONAL, 6-12	300	230154	37871	39856	17953	8962	9485	344284	91899	436183	28089	464273	
VOCATIONAL PGM		230154	37871	39856	17953	8962	9485	344284	91899	436183	28089	464273	
AGRISCIENCE & N	351	69785	19368	6910	3382	1817	1699	102964	56848	159813	4843	164656	
BUSINESS EDUCAT	352	91086	29052	10366	5074	2725	2549	140855	85272	226127	7265	233393	
HEALTH SCIENCE	354	351175	131782	47021	23016	12363	11566	576925	386796	963722	32957	996679	
INDUSTRIAL	355	377229	164630	58742	28754	15445	14449	659251	483211	1142462	41172	1183635	
ADULT PGM		889276	344834	123041	60228	32352	30264	1479997	1012128	2492125	86239	2578364	
VOCATIONAL PREP	405	25807	16191	5777	2828	1519	1421	53544	47525	101070	4049	105119	
ADULT HANDICAP		25807	16191	5777	2828	1519	1421	53544	47525	101070	4049	105119	
TOTAL FOR FEFP		1647123	484508	258773	121594	63094	62614	2637708	1359295	3997004	181875	4178880	
FOOD SERVICE											295		
TRANSPORTATION									109658		1770		

THOSE COSTS REPORTED IN THE COLUMN TITLED -SCHOOL INDIRECT- ARE DERIVED FROM TWO SOURCES: A) EXPENDITURES RECORDED BY SCHOOL AND B) SCHOOL LEVEL EXPENDITURES CENTRALLY RECORDED. FUNCTIONALLY DISTRIBUTED, THESE COSTS ARE AS REPORTED BELOW.

6100 PUPIL PERSONNEL	81674	6400 INSTR STAFF TRAINING	4109	7700 CENTRAL SERVICES	34339
6200 INSTRUCTIONAL MEDIA	289	7300 SCHOOL ADMINISTRATION	480596	7900 OPERATION OF PLANT	447681
6300 INSTR & CURR DEVLPMNT	86260	7400 FACILITIES ACQ-CONSTR		8100 MAINTENANCE OF PLANT	150049
				8200 ADMIN. TECH. SERVICES	35167
				6500 INSTR. TECH. SERVICES	39125

FUND- 1
 SCHL- 0731 WALKER ELEMENTARY

PROGRAM CATEGORY	NBR	DIRECT							TOTAL DIRECT	SCHOOL INDIRECT	SCHOOL COST	DISTRICT INDIRECT	TOTAL
		SALARIES	BENEFITS	PURCHASED SERVICES	MATERIAL SUPPLIES	OTHER EXPENSES	CAPITAL OUTLAY						
K-3 BASIC	101	1261064	404890	95598	37897	27034	3023	1829509	674856	2504365	129867	2634232	
4-8 BASIC	102	552519	150604	35559	14096	10055	1124	763960	285472	1049433	50442	1099876	
BASIC		1813583	555495	131157	51993	37090	4148	2593469	960329	3553799	180309	3734109	
ESOL	130	5583	1730	408	161	115	12	8013	2717	10731	544	11275	
ESOL		5583	1730	408	161	115	12	8013	2717	10731	544	11275	
PK-3 BASIC W/ES	111	248915	91640	21637	8577	6118	684	377574	163327	540901	30049	570951	
4-8 BASIC W/ESE	112	127015	47226	11150	4420	3153	352	193318	89564	282883	15820	298703	
ESE LEVEL 4	254	9925	5638	1331	527	376	42	17840	10775	28616	1893	30510	
ESE		385856	144504	34119	13525	9648	1079	588733	263668	852401	47764	900166	
TOTAL FOR FEFP		2205024	701730	165685	65681	46854	5240	3190216	1226715	4416932	228618	4645551	
FOOD SERVICE											786		
TRANSPORTATION									292125		4717		

THOSE COSTS REPORTED IN THE COLUMN TITLED -SCHOOL INDIRECT- ARE DERIVED FROM TWO SOURCES: A) EXPENDITURES RECORDED BY SCHOOL AND B) SCHOOL LEVEL EXPENDITURES CENTRALLY RECORDED. FUNCTIONALLY DISTRIBUTED, THESE COSTS ARE AS REPORTED BELOW.

6100 PUPIL PERSONNEL	133543	6400 INSTR STAFF TRAINING	4884	7700 CENTRAL SERVICES	44505
6200 INSTRUCTIONAL MEDIA	37714	7300 SCHOOL ADMINISTRATION	291148	7900 OPERATION OF PLANT	456340
6300 INSTR & CURR DEVLPMNT	50093	7400 FACILITIES ACQ-CONSTR		8100 MAINTENANCE OF PLANT	145934
				8200 ADMIN. TECH. SERVICES	45577
				6500 INSTR. TECH. SERVICES	16971

FUND- 1
 SCHL- 0741 BLUEWATER ELEMENTARY

PROGRAM CATEGORY	NBR	DIRECT						TOTAL DIRECT	SCHOOL INDIRECT	SCHOOL COST	DISTRICT INDIRECT	TOTAL
		SALARIES	BENEFITS	PURCHASED SERVICES	MATERIAL SUPPLIES	OTHER EXPENSES	CAPITAL OUTLAY					
K-3 BASIC	101	1140754	352894	95813	45906	30429	13416	1679213	660315	2339529	124064	2463594
4-8 BASIC	102	452445	125734	34137	16356	10841	4780	644295	267512	911808	46226	958035
BASIC		1593200	478628	129950	62262	41270	18196	2323509	927828	3251338	170291	3421629
ESOL	130	24789	8198	2226	1066	706	311	37299	15327	52627	2881	55509
ESOL		24789	8198	2226	1066	706	311	37299	15327	52627	2881	55509
PK-3 BASIC W/ES	111	287950	87055	23636	11324	7506	3309	420783	166437	587220	30827	618048
4-8 BASIC W/ESE	112	207123	57931	15728	7536	4995	2202	295518	123282	418801	21300	440101
ESE		495074	144987	39365	18860	12501	5512	716301	289719	1006021	52128	1058149
TOTAL FOR FEFP		2113063	631815	171541	82189	54479	24020	3077110	1232876	4309987	225301	4535288
FOOD SERVICE									1522		838	
TRANSPORTATION									311101		5027	

THOSE COSTS REPORTED IN THE COLUMN TITLED -SCHOOL INDIRECT- ARE DERIVED FROM TWO SOURCES: A) EXPENDITURES RECORDED BY SCHOOL AND B) SCHOOL LEVEL EXPENDITURES CENTRALLY RECORDED. FUNCTIONALLY DISTRIBUTED, THESE COSTS ARE AS REPORTED BELOW.

6100 PUPIL PERSONNEL	131944	6400 INSTR STAFF TRAINING	4818	7700 CENTRAL SERVICES	43907
6200 INSTRUCTIONAL MEDIA	50013	7300 SCHOOL ADMINISTRATION	304666	7900 OPERATION OF PLANT	447448
6300 INSTR & CURR DEVLPMNT	52362	7400 FACILITIES ACQ-CONSTR		8100 MAINTENANCE OF PLANT	136006
				8200 ADMIN. TECH. SERVICES	44965
				6500 INSTR. TECH. SERVICES	16743

FUND- 1
 SCHL- 0751 ANTIOCH ELEMENTARY

PROGRAM CATEGORY	NBR	DIRECT						TOTAL DIRECT	SCHOOL INDIRECT	SCHOOL COST	DISTRICT INDIRECT	TOTAL
		SALARIES	BENEFITS	PURCHASED SERVICES	MATERIAL SUPPLIES	OTHER EXPENSES	CAPITAL OUTLAY					
K-3 BASIC	101	1548547	442110	111804	57708	21435	712	2182318	781538	2963856	152506	3116362
4-8 BASIC	102	588754	171770	43438	22421	8328	276	834988	339973	1174961	61961	1236923
BASIC		2137301	613880	155243	80129	29763	989	3017307	1121511	4138818	214467	4353286
ESOL	130	12121	4047	1023	528	196	6	17923	7191	25114	1398	26513
ESOL		12121	4047	1023	528	196	6	17923	7191	25114	1398	26513
PK-3 BASIC W/ES	111	289258	86494	21873	11290	4193	139	413250	158223	571474	30233	601707
4-8 BASIC W/ESE	112	174722	43783	11072	5715	2122	70	237486	86778	324265	15802	340068
ESE		463981	130278	32945	17005	6316	210	650737	245002	895739	46036	941776
TOTAL FOR FEFP		2613403	748205	189212	97662	36276	1206	3685967	1373705	5059672	261903	5321575
FOOD SERVICE									1875		1011	
TRANSPORTATION									371029		6063	

THOSE COSTS REPORTED IN THE COLUMN TITLED -SCHOOL INDIRECT- ARE DERIVED FROM TWO SOURCES: A) EXPENDITURES RECORDED BY SCHOOL AND B) SCHOOL LEVEL EXPENDITURES CENTRALLY RECORDED. FUNCTIONALLY DISTRIBUTED, THESE COSTS ARE AS REPORTED BELOW.

6100 PUPIL PERSONNEL	158123	6400 INSTR STAFF TRAINING	5610	7700 CENTRAL SERVICES	51059
6200 INSTRUCTIONAL MEDIA	41045	7300 SCHOOL ADMINISTRATION	385797	7900 OPERATION OF PLANT	397808
6300 INSTR & CURR DEVLPMNT	90842	7400 FACILITIES ACQ-CONSTR		8100 MAINTENANCE OF PLANT	171657
				8200 ADMIN. TECH. SERVICES	52289
				6500 INSTR. TECH. SERVICES	19470

FUND- 1
 SCHL- 0761 DAVIDSON MIDDLE SCHOOL

PROGRAM CATEGORY	NBR	DIRECT						TOTAL DIRECT	SCHOOL INDIRECT	SCHOOL COST	DISTRICT INDIRECT	TOTAL
		SALARIES	BENEFITS	PURCHASED SERVICES	MATERIAL SUPPLIES	OTHER EXPENSES	CAPITAL OUTLAY					
4-8 BASIC	102	1972861	606594	176158	82658	61430	6288	2905992	1344216	4250208	194809	4445017
BASIC		1972861	606594	176158	82658	61430	6288	2905992	1344216	4250208	194809	4445017
ESOL	130	6464	1870	543	254	189	19	9341	4144	13486	600	14086
ESOL		6464	1870	543	254	189	19	9341	4144	13486	600	14086
4-8 BASIC W/ESE	112	499964	146407	42517	19950	14826	1517	725184	324439	1049623	47019	1096642
ESE LEVEL 5	255	1505	693	201	94	70	7	2572	1537	4110	222	4332
ESE		501470	147101	42719	20044	14897	1525	727757	325976	1053734	47241	1100975
TOTAL FOR FEFP		2480796	755565	219420	102957	76517	7833	3643091	1674337	5317428	242651	5560080
FOOD SERVICE									1233		954	
TRANSPORTATION									362418		5723	

THOSE COSTS REPORTED IN THE COLUMN TITLED -SCHOOL INDIRECT- ARE DERIVED FROM TWO SOURCES: A) EXPENDITURES RECORDED BY SCHOOL AND B) SCHOOL LEVEL EXPENDITURES CENTRALLY RECORDED. FUNCTIONALLY DISTRIBUTED, THESE COSTS ARE AS REPORTED BELOW.

6100 PUPIL PERSONNEL	202495	6400 INSTR STAFF TRAINING	6919	7700 CENTRAL SERVICES	45814
6200 INSTRUCTIONAL MEDIA	93852	7300 SCHOOL ADMINISTRATION	460457	7900 OPERATION OF PLANT	477566
6300 INSTR & CURR DEVLPMNT	140598	7400 FACILITIES ACQ-CONSTR		8100 MAINTENANCE OF PLANT	182242
				8200 ADMIN. TECH. SERVICES	46919
				6500 INSTR. TECH. SERVICES	17471

FUND- 1
 SCHL- 0771 DESTIN MIDDLE SCHOOL

PROGRAM CATEGORY	NBR	DIRECT						TOTAL DIRECT	SCHOOL INDIRECT	SCHOOL COST	DISTRICT INDIRECT	TOTAL
		SALARIES	BENEFITS	PURCHASED SERVICES	MATERIAL SUPPLIES	OTHER EXPENSES	CAPITAL OUTLAY					
4-8 BASIC	102	1423564	409812	151685	67627	27858	7898	2088447	924324	3012771	153326	3166098
BASIC		1423564	409812	151685	67627	27858	7898	2088447	924324	3012771	153326	3166098
ESOL	130	23001	5968	2209	984	405	115	32684	13461	46146	2232	48379
ESOL		23001	5968	2209	984	405	115	32684	13461	46146	2232	48379
4-8 BASIC W/ESE	112	279461	86884	32159	14337	5906	1674	420424	195966	616391	32506	648897
ESE LEVEL 5	255	2235	854	316	141	58	16	3621	1927	5549	319	5868
ESE		281697	87739	32475	14478	5964	1691	424046	197894	621940	32826	654766
TOTAL FOR FEFP		1728263	503520	186370	83091	34228	9705	2545178	1135679	3680858	188386	3869244
FOOD SERVICE									1188		728	
TRANSPORTATION									271504		4370	

THOSE COSTS REPORTED IN THE COLUMN TITLED -SCHOOL INDIRECT- ARE DERIVED FROM TWO SOURCES: A) EXPENDITURES RECORDED BY SCHOOL AND B) SCHOOL LEVEL EXPENDITURES CENTRALLY RECORDED. FUNCTIONALLY DISTRIBUTED, THESE COSTS ARE AS REPORTED BELOW.

6100 PUPIL PERSONNEL	139799	6400 INSTR STAFF TRAINING	4360	7700 CENTRAL SERVICES	35569
6200 INSTRUCTIONAL MEDIA	2631	7300 SCHOOL ADMINISTRATION	439234	7900 OPERATION OF PLANT	242629
6300 INSTR & CURR DEVLPMNT	82090	7400 FACILITIES ACQ-CONSTR		8100 MAINTENANCE OF PLANT	139374
				8200 ADMIN. TECH. SERVICES	36426
				6500 INSTR. TECH. SERVICES	13564

FUND- 1
 SCHL- 0781 ECCI - SOUTH

PROGRAM CATEGORY	NBR	DIRECT						TOTAL DIRECT	SCHOOL INDIRECT	SCHOOL COST	DISTRICT INDIRECT	TOTAL
		SALARIES	BENEFITS	PURCHASED SERVICES	MATERIAL SUPPLIES	OTHER EXPENSES	CAPITAL OUTLAY					
4-8 BASIC	102	92338	33013	6742	6290	1567	19	139972	26879	166852	8098	174951
9-12 BASIC	103	4139	1816	371	346	86	1	6760	1478	8239	445	8685
BASIC		96477	34830	7113	6636	1653	20	146733	28358	175091	8544	183636
ESOL	130	2532	691	141	131	32		3529	562	4092	169	4261
ESOL		2532	691	141	131	32		3529	562	4092	169	4261
4-8 BASIC W/ESE	112	60282	22390	4573	4266	1063	13	92589	18230	110819	5492	116312
9-12 BASIC W/ES	113	3334	1461	298	278	69		5443	1189	6632	358	6991
ESE LEVEL 5	255	3070	1777	362	338	84	1	5634	1446	7081	435	7517
ESE		66687	25629	5234	4883	1216	15	103666	20866	124533	6287	130820
TOTAL FOR FEFP		165698	61150	12489	11652	2903	35	253929	49788	303717	15001	318718
FOOD SERVICE											43	
TRANSPORTATION									16269		263	

THOSE COSTS REPORTED IN THE COLUMN TITLED -SCHOOL INDIRECT- ARE DERIVED FROM TWO SOURCES: A) EXPENDITURES RECORDED BY SCHOOL AND B) SCHOOL LEVEL EXPENDITURES CENTRALLY RECORDED. FUNCTIONALLY DISTRIBUTED, THESE COSTS ARE AS REPORTED BELOW.

6100 PUPIL PERSONNEL	1069	6400 INSTR STAFF TRAINING	310	7700 CENTRAL SERVICES	2832
6200 INSTRUCTIONAL MEDIA	23	7300 SCHOOL ADMINISTRATION	26264	7900 OPERATION OF PLANT	4555
6300 INSTR & CURR DEVLPMNT	2290	7400 FACILITIES ACQ-CONSTR		8100 MAINTENANCE OF PLANT	8460
				8200 ADMIN. TECH. SERVICES	2900
				6500 INSTR. TECH. SERVICES	1080

FUND- 1
 SCHL- 0791 ECCI - NORTH

PROGRAM CATEGORY	NBR	DIRECT						TOTAL DIRECT	SCHOOL INDIRECT	SCHOOL COST	DISTRICT INDIRECT	TOTAL
		SALARIES	BENEFITS	PURCHASED SERVICES	MATERIAL SUPPLIES	OTHER EXPENSES	CAPITAL OUTLAY					
4-8 BASIC	102	89706	23870	239	3857	3005	77	120756	60373	181129	8772	189901
9-12 BASIC	103	63145	18769	188	3033	2363	60	87560	47471	135032	6897	141929
BASIC		152851	42639	427	6891	5368	138	208316	107844	316161	15669	331831
4-8 BASIC W/ESE	112	53116	12310	123	1989	1549	39	69130	31136	100266	4524	104791
9-12 BASIC W/ES	113	20851	6142	61	992	773	19	28841	15534	44375	2257	46633
ESE LEVEL 5	255	6264	2240	22	362	282	7	9179	5667	14846	823	15670
ESE		80232	20693	207	3344	2605	67	107150	52338	159489	7604	167094
TOTAL FOR FEFP		233084	63333	634	10235	7973	205	315467	160183	475651	23274	498925
FOOD SERVICE											102	
TRANSPORTATION									37781		617	

THOSE COSTS REPORTED IN THE COLUMN TITLED -SCHOOL INDIRECT- ARE DERIVED FROM TWO SOURCES: A) EXPENDITURES RECORDED BY SCHOOL AND B) SCHOOL LEVEL EXPENDITURES CENTRALLY RECORDED. FUNCTIONALLY DISTRIBUTED, THESE COSTS ARE AS REPORTED BELOW.

6100 PUPIL PERSONNEL	10031	6400 INSTR STAFF TRAINING	482	7700 CENTRAL SERVICES	4394
6200 INSTRUCTIONAL MEDIA	37	7300 SCHOOL ADMINISTRATION	83507	7900 OPERATION OF PLANT	38659
6300 INSTR & CURR DEVLPMNT	3768	7400 FACILITIES ACQ-CONSTR		8100 MAINTENANCE OF PLANT	13127
				8200 ADMIN. TECH. SERVICES	4500
				6500 INSTR. TECH. SERVICES	1675

FUND- 1
 SCHL- 0801 RICHBOURG SCHOOL

----- PROGRAM -----		----- DIRECT -----											
CATEGORY	NBR	SALARIES	BENEFITS	PURCHASED SERVICES	MATERIAL SUPPLIES	OTHER EXPENSES	CAPITAL OUTLAY	TOTAL DIRECT	SCHOOL INDIRECT	SCHOOL COST	DISTRICT INDIRECT	TOTAL	
PK-3 BASIC W/ES	111	3221	2401	2610	695	241	95	9266	8802	18068	1317	19385	
4-8 BASIC W/ESE	112	33602	7080	7696	2051	712	281	51424	25953	77378	3884	81263	
9-12 BASIC W/ES	113	17803	2304	2504	667	231	91	23603	8446	32049	1264	33313	
ESE LEVEL 4	254	123008	31985	34769	9269	3216	1270	203520	117243	320764	17549	338313	
ESE LEVEL 5	255	90548	30404	33052	8811	3057	1208	167082	111451	278533	16682	295215	
ESE		268184	74175	80633	21495	7459	2947	454897	271896	726794	40697	767491	
TOTAL FOR FEFP		268184	74175	80633	21495	7459	2947	454897	271896	726794	40697	767491	
FOOD SERVICE												46	
TRANSPORTATION									17044			278	

THOSE COSTS REPORTED IN THE COLUMN TITLED -SCHOOL INDIRECT- ARE DERIVED FROM TWO SOURCES: A) EXPENDITURES RECORDED BY SCHOOL AND B) SCHOOL LEVEL EXPENDITURES CENTRALLY RECORDED. FUNCTIONALLY DISTRIBUTED, THESE COSTS ARE AS REPORTED BELOW.

6100 PUPIL PERSONNEL	50568	6400 INSTR STAFF TRAINING	843	7700 CENTRAL SERVICES	7684
6200 INSTRUCTIONAL MEDIA	64	7300 SCHOOL ADMINISTRATION	67313	7900 OPERATION OF PLANT	77361
6300 INSTR & CURR DEVLPMNT	6212	7400 FACILITIES ACQ-CONSTR		8100 MAINTENANCE OF PLANT	51049
				8200 ADMIN. TECH. SERVICES	7869
				6500 INSTR. TECH. SERVICES	2930

FUND- 1
 SCHL- 0811 SOUTHSIDE CENTER

----- PROGRAM -----		----- DIRECT -----										
CATEGORY	NBR	SALARIES	BENEFITS	PURCHASED SERVICES	MATERIAL SUPPLIES	OTHER EXPENSES	CAPITAL OUTLAY	TOTAL DIRECT	SCHOOL INDIRECT	SCHOOL COST	DISTRICT INDIRECT	TOTAL
PK-3 BASIC W/ES	111	204940	61112	40635	7848	10809	340	325686	265236	590923	29358	620281
ESE LEVEL 4	254	17917	5475	3640	703	968	30	28735	23762	52497	2630	55127
ESE		222858	66588	44276	8551	11777	370	354422	288998	643420	31988	675409
TOTAL FOR FEFP		222858	66588	44276	8551	11777	370	354422	288998	643420	31988	675409
FOOD SERVICE											66	
TRANSPORTATION									36619		400	

THOSE COSTS REPORTED IN THE COLUMN TITLED -SCHOOL INDIRECT- ARE DERIVED FROM TWO SOURCES: A) EXPENDITURES RECORDED BY SCHOOL AND B) SCHOOL LEVEL EXPENDITURES CENTRALLY RECORDED. FUNCTIONALLY DISTRIBUTED, THESE COSTS ARE AS REPORTED BELOW.

6100 PUPIL PERSONNEL	20215	6400 INSTR STAFF TRAINING	662	7700 CENTRAL SERVICES	6039
6200 INSTRUCTIONAL MEDIA	50	7300 SCHOOL ADMINISTRATION	34844	7900 OPERATION OF PLANT	152281
6300 INSTR & CURR DEVLPMNT	4883	7400 FACILITIES ACQ-CONSTR		8100 MAINTENANCE OF PLANT	61532
				8200 ADMIN. TECH. SERVICES	6185
				6500 INSTR. TECH. SERVICES	2303

FUND- 1
 SCHL- 7001 K-12 FL VIRTUAL INSTRUCTION

PROGRAM CATEGORY	NBR	DIRECT						TOTAL DIRECT	SCHOOL INDIRECT	SCHOOL COST	DISTRICT INDIRECT	TOTAL
		SALARIES	BENEFITS	PURCHASED SERVICES	MATERIAL SUPPLIES	OTHER EXPENSES	CAPITAL OUTLAY					
K-3 BASIC	101	629	453	7932	47	4	8	9075	5164	14240	3487	17728
4-8 BASIC	102	244	176	3084	18	1	3	3529	2008	5538	1356	6894
BASIC		873	630	11017	65	6	11	12605	7173	19778	4843	24622
TOTAL FOR FEFP		873	630	11017	65	6	11	12605	7173	19778	4843	24622
FOOD SERVICE											6	
TRANSPORTATION											36	

THOSE COSTS REPORTED IN THE COLUMN TITLED -SCHOOL INDIRECT- ARE DERIVED FROM TWO SOURCES: A) EXPENDITURES RECORDED BY SCHOOL AND B) SCHOOL LEVEL EXPENDITURES CENTRALLY RECORDED. FUNCTIONALLY DISTRIBUTED, THESE COSTS ARE AS REPORTED BELOW.

6100 PUPIL PERSONNEL	345	6400 INSTR STAFF TRAINING	100	7700 CENTRAL SERVICES	914
6200 INSTRUCTIONAL MEDIA	7	7300 SCHOOL ADMINISTRATION	343	7900 OPERATION OF PLANT	730
6300 INSTR & CURR DEVLPMNT	739	7400 FACILITIES ACQ-CONSTR		8100 MAINTENANCE OF PLANT	2706
				8200 ADMIN. TECH. SERVICES	936
				6500 INSTR. TECH. SERVICES	348

FUND- 1
 SCHL- 7004 OKALOOSA ON-LINE

PROGRAM CATEGORY	NBR	DIRECT							TOTAL DIRECT	SCHOOL INDIRECT	SCHOOL COST	DISTRICT INDIRECT	TOTAL
		SALARIES	BENEFITS	PURCHASED SERVICES	MATERIAL SUPPLIES	OTHER EXPENSES	CAPITAL OUTLAY						
4-8 BASIC	102	23436	6509	67	97	1	2	30115	48734	78850	1104	79954	
9-12 BASIC	103	79356	22039	229	329	5	8	101970	165014	266984	3739	270723	
BASIC		102793	28549	297	426	6	11	132085	213749	345834	4843	350678	
TOTAL FOR FEFP		102793	28549	297	426	6	11	132085	213749	345834	4843	350678	
FOOD SERVICE											70		
TRANSPORTATION											421		

THOSE COSTS REPORTED IN THE COLUMN TITLED -SCHOOL INDIRECT- ARE DERIVED FROM TWO SOURCES: A) EXPENDITURES RECORDED BY SCHOOL AND B) SCHOOL LEVEL EXPENDITURES CENTRALLY RECORDED. FUNCTIONALLY DISTRIBUTED, THESE COSTS ARE AS REPORTED BELOW.

6100 PUPIL PERSONNEL	345	6400 INSTR STAFF TRAINING	100	7700 CENTRAL SERVICES	914
6200 INSTRUCTIONAL MEDIA	7	7300 SCHOOL ADMINISTRATION	206711	7900 OPERATION OF PLANT	938
6300 INSTR & CURR DEVLPMNT	739	7400 FACILITIES ACQ-CONSTR		8100 MAINTENANCE OF PLANT	2706
				8200 ADMIN. TECH. SERVICES	936
				6500 INSTR. TECH. SERVICES	348

FUND- 1
 SCHL- 9800 OKALOOSA ACADEMY

** CHARTER SCHOOL **

PROGRAM		DIRECT							TOTAL	SCHOOL	SCHOOL	DISTRICT	TOTAL
CATEGORY	NBR	SALARIES	BENEFITS	PURCHASED SERVICES	MATERIAL SUPPLIES	OTHER EXPENSES	CAPITAL OUTLAY	DIRECT	INDIRECT	COST	INDIRECT		
Ctrl Function	Amount	Function	Amount	Function	Amount	Function	Amount						
4000 6100		6200		6300	18333	6400							
4001 7100	12518	7200		7300	318509	7400	187349						
4002 7500	169700	7600	151690	7700	161401	7800	219834						
4003 7900	134372	8100		8200		6500							
K-3 BASIC	101			22240				22240	14807	37047		37047	
4-8 BASIC	102	131422	22092	8312	6781	4083		172690	155471	328161		328161	
9-12 BASIC	103	360536	60605	22802	18602	11202		473747	508791	982538		982538	
BASIC		491958	82697	53354	25383	15285		668677	679069	1347746		1347746	
ESOL	130	4381	736	277	226	136		5756	4857	10613		10613	
ESOL		4381	736	277	226	136		5756	4857	10613		10613	
4-8 BASIC W/ESE	112	87615	14728	5541	4521	2722		115127	111554	226681		226681	
9-12 BASIC W/ES	113	153326	25774	9697	7911	4764		201472	199299	400771		400771	
ESE		240941	40502	15238	12432	7486		316599	310853	627452		627452	
VOCATIONAL, 6-12	300	7447	1252	471	384	231		9785	7403	17188		17188	
VOCATIONAL PGM		7447	1252	471	384	231		9785	7403	17188		17188	
TOTAL FOR FEFP		744727	125187	69340	38425	23138		1000817	1002182	2002999		2002999	

FOOD SERVICE
 TRANSPORTATION

THOSE COSTS REPORTED IN THE COLUMN TITLED -SCHOOL INDIRECT- ARE DERIVED FROM TWO SOURCES: A) EXPENDITURES RECORDED BY SCHOOL AND B) SCHOOL LEVEL EXPENDITURES CENTRALLY RECORDED. FUNCTIONALLY DISTRIBUTED, THESE COSTS ARE AS REPORTED BELOW.

6100 PUPIL PERSONNEL		6400 INSTR STAFF TRAINING		7700 CENTRAL SERVICES	161401
6200 INSTRUCTIONAL MEDIA		7300 SCHOOL ADMINISTRATION	318509	7900 OPERATION OF PLANT	134372
6300 INSTR & CURR DEVLPMNT	18333	7400 FACILITIES ACQ-CONSTR	187349	8100 MAINTENANCE OF PLANT	
				8200 ADMIN. TECH. SERVICES	
				6500 INSTR. TECH. SERVICES	

FUND- 1
 SCHL- 9805 OWC CHARTER HIGH SCHOOL

** CHARTER SCHOOL **

----- PROGRAM -----		----- DIRECT -----					TOTAL	SCHOOL	SCHOOL	DISTRICT	TOTAL
CATEGORY	NBR	SALARIES	BENEFITS	PURCHASED SERVICES	MATERIAL SUPPLIES	OTHER EXPENSES	CAPITAL OUTLAY	DIRECT	INDIRECT	COST	INDIRECT
Ctrl Function	Amount	Function	Amount	Function	Amount	Function	Amount				
4000 6100		6200		6300		6400					
4001 7100		7200		7300	505893	7400					
4002 7500		7600		7700		7800					
4003 7900		8100		8200		6500					
9-12 BASIC	103	630034	143306	313268	158515			1245123	480092	1725215	
BASIC		630034	143306	313268	158515			1245123	480092	1725215	1725215
9-12 BASIC W/ES	113	33859	7701	16835	8519			66914	25801	92715	92715
ESE		33859	7701	16835	8519			66914	25801	92715	92715
TOTAL FOR FEFP		663893	151007	330103	167034			1312037	505893	1817930	1817930

FOOD SERVICE
 TRANSPORTATION

THOSE COSTS REPORTED IN THE COLUMN TITLED -SCHOOL INDIRECT- ARE DERIVED FROM TWO SOURCES: A) EXPENDITURES RECORDED BY SCHOOL AND B) SCHOOL LEVEL EXPENDITURES CENTRALLY RECORDED. FUNCTIONALLY DISTRIBUTED, THESE COSTS ARE AS REPORTED BELOW.

6100 PUPIL PERSONNEL	6400 INSTR STAFF TRAINING	7700 CENTRAL SERVICES
6200 INSTRUCTIONAL MEDIA	7300 SCHOOL ADMINISTRATION	7900 OPERATION OF PLANT
6300 INSTR & CURR DEVLPMNT	7400 FACILITIES ACQ-CONSTR	8100 MAINTENANCE OF PLANT
		8200 ADMIN. TECH. SERVICES
		6500 INSTR. TECH. SERVICES

FUND- 1
 SCHL- 9807 LIZA JACKSON PREP SCHOOL

** CHARTER SCHOOL **

PROGRAM		DIRECT								SCHOOL	SCHOOL	DISTRICT	TOTAL
CATEGORY	NBR	SALARIES	BENEFITS	PURCHASED SERVICES	MATERIAL SUPPLIES	OTHER EXPENSES	CAPITAL OUTLAY	TOTAL DIRECT	INDIRECT	COST	INDIRECT	TOTAL	
Ctrl Function	Amount	Function	Amount	Function	Amount	Function	Amount						
4000 6100	83646	6200 36174	6300 221886	6400 38867									
4001 7100	28211	7200 88513	7300 419836	7400 25595									
4002 7500	89628	7600 242398	7700 17051	7800 208207									
4003 7900	999774	8100 8155	8200 6500										
K-3 BASIC	101	945356	251850	8386	55066	27876	21381	1309915	758927	2068842		2068842	
4-8 BASIC	102	1031297	274745	9148	60072	30410	23326	1428998	1073933	2502931		2502931	
9-12 BASIC	103	30080	8013	267	1752	887	680	41679	12683	54362		54362	
BASIC		2006733	534608	17801	116890	59173	45387	2780592	1845543	4626135		4626135	
ESOL	130	6446	1717	57	375	190	146	8931	5648	14579		14579	
ESOL		6446	1717	57	375	190	146	8931	5648	14579		14579	
PK-3 BASIC W/ES	111	128912	34343	1144	7509	3801	2916	178625	71659	250284		250284	
4-8 BASIC W/ESE	112	171883	45791	1525	10012	5068	3887	238166	129351	367517		367517	
9-12 BASIC W/ES	113	12891	3434	115	751	380	292	17863	5135	22998		22998	
ESE		313686	83568	2784	18272	9249	7095	434654	206145	640799		640799	
TOTAL FOR FEFP		2326865	619893	20642	135537	68612	52628	3224177	2057336	5281513		5281513	

FOOD SERVICE
 TRANSPORTATION

THOSE COSTS REPORTED IN THE COLUMN TITLED -SCHOOL INDIRECT- ARE DERIVED FROM TWO SOURCES: A) EXPENDITURES RECORDED BY SCHOOL AND B) SCHOOL LEVEL EXPENDITURES CENTRALLY RECORDED. FUNCTIONALLY DISTRIBUTED, THESE COSTS ARE AS REPORTED BELOW.

6100 PUPIL PERSONNEL	83646	6400 INSTR STAFF TRAINING	38867	7700 CENTRAL SERVICES	17051
6200 INSTRUCTIONAL MEDIA	36174	7300 SCHOOL ADMINISTRATION	419836	7900 OPERATION OF PLANT	999774
6300 INSTR & CURR DEVLPMNT	221886	7400 FACILITIES ACQ-CONSTR	25595	8100 MAINTENANCE OF PLANT	8155
				8200 ADMIN. TECH. SERVICES	
				6500 INSTR. TECH. SERVICES	

FUND- 1
 SCHL- 9810 GULF COAST YOUTH ACADEMY

PROGRAM CATEGORY	NBR	DIRECT					TOTAL DIRECT	SCHOOL INDIRECT	SCHOOL COST	DISTRICT INDIRECT	TOTAL	
		SALARIES	BENEFITS	PURCHASED SERVICES	MATERIAL SUPPLIES	OTHER EXPENSES						CAPITAL OUTLAY
4-8 BASIC	102	103908	25791	10989	2399	403	258	143750	39674	183425	12666	196092
9-12 BASIC	103	150875	42430	18079	3948	664	424	216421	65269	281691	20838	302529
BASIC		254783	68222	29068	6347	1067	682	360172	104944	465117	33504	498621
4-8 BASIC W/ESE	112	44764	11046	4706	1027	172	110	61829	16992	78822	5425	84247
9-12 BASIC W/ES	113	97939	23651	10077	2200	370	236	134476	36382	170858	11615	182474
ESE		142704	34698	14784	3228	543	347	196306	53374	249681	17040	266721
VOCATIONAL,6-12	300	10577	7416	3160	690	116	74	22035	11409	33444	3642	37087
VOCATIONAL PGM		10577	7416	3160	690	116	74	22035	11409	33444	3642	37087
TOTAL FOR FEFP		408066	110337	47013	10266	1726	1103	578514	169728	748243	54187	802430
FOOD SERVICE											94	
TRANSPORTATION											564	

THOSE COSTS REPORTED IN THE COLUMN TITLED -SCHOOL INDIRECT- ARE DERIVED FROM TWO SOURCES: A) EXPENDITURES RECORDED BY SCHOOL AND B) SCHOOL LEVEL EXPENDITURES CENTRALLY RECORDED. FUNCTIONALLY DISTRIBUTED, THESE COSTS ARE AS REPORTED BELOW.

6100 PUPIL PERSONNEL	14163	6400 INSTR STAFF TRAINING	7184	7700 CENTRAL SERVICES	10231
6200 INSTRUCTIONAL MEDIA	558	7300 SCHOOL ADMINISTRATION	76482	7900 OPERATION OF PLANT	8175
6300 INSTR & CURR DEVLPMNT	8272	7400 FACILITIES ACQ-CONSTR		8100 MAINTENANCE OF PLANT	30280
				8200 ADMIN. TECH. SERVICES	10477
				6500 INSTR. TECH. SERVICES	3901

FUND- 1
 SCHL- 9811 OKALOOSA YOUTH DEVELOPMENT CTR

PROGRAM CATEGORY	NBR	DIRECT						TOTAL DIRECT	SCHOOL INDIRECT	SCHOOL COST	DISTRICT INDIRECT	TOTAL
		SALARIES	BENEFITS	PURCHASED SERVICES	MATERIAL SUPPLIES	OTHER EXPENSES	CAPITAL OUTLAY					
4-8 BASIC	102	54270	11189	5556	1090	116	13	72237	16442	88679	5633	94313
9-12 BASIC	103	83521	16981	8432	1654	177	20	110788	24953	135742	8549	144291
BASIC		137791	28171	13989	2745	294	33	183026	41395	224421	14182	238604
4-8 BASIC W/ESE	112	31298	6773	3363	660	70	8	42174	9953	52127	3410	55537
9-12 BASIC W/ES	113	73006	17106	8494	1667	178	20	100474	25137	125611	8612	134224
ESE		104305	23880	11858	2327	249	28	142649	35090	177739	12022	189761
VOCATIONAL,6-12	300	5355	2770	1375	270	28	3	9804	4071	13875	1394	15270
VOCATIONAL PGM		5355	2770	1375	270	28	3	9804	4071	13875	1394	15270
TOTAL FOR FEFP		247451	54823	27223	5342	572	66	335479	80557	416037	27599	443637
FOOD SERVICE											54	
TRANSPORTATION											327	

THOSE COSTS REPORTED IN THE COLUMN TITLED -SCHOOL INDIRECT- ARE DERIVED FROM TWO SOURCES: A) EXPENDITURES RECORDED BY SCHOOL AND B) SCHOOL LEVEL EXPENDITURES CENTRALLY RECORDED. FUNCTIONALLY DISTRIBUTED, THESE COSTS ARE AS REPORTED BELOW.

6100 PUPIL PERSONNEL	1967	6400 INSTR STAFF TRAINING	1625	7700 CENTRAL SERVICES	5211
6200 INSTRUCTIONAL MEDIA	356	7300 SCHOOL ADMINISTRATION	35711	7900 OPERATION OF PLANT	4729
6300 INSTR & CURR DEVLPMNT	8145	7400 FACILITIES ACQ-CONSTR		8100 MAINTENANCE OF PLANT	15486
				8200 ADMIN. TECH. SERVICES	5336
				6500 INSTR. TECH. SERVICES	1987

FUND- 1
 SCHL- 9812 OKALOOSA YOUTH ACADEMY

PROGRAM CATEGORY	NBR	DIRECT						TOTAL DIRECT	SCHOOL INDIRECT	SCHOOL COST	DISTRICT INDIRECT	TOTAL
		SALARIES	BENEFITS	PURCHASED SERVICES	MATERIAL SUPPLIES	OTHER EXPENSES	CAPITAL OUTLAY					
4-8 BASIC	102	76224	15717	8118	2809	385	35	103291	42551	145842	9924	155767
9-12 BASIC	103	82588	18755	9687	3352	460	42	114885	50774	165660	11843	177503
BASIC		158812	34472	17806	6161	845	78	218176	93326	311502	21768	333271
4-8 BASIC W/ESE	112	61274	11536	5959	2062	282	26	81141	31233	112375	7285	119660
9-12 BASIC W/ES	113	82146	23135	11950	4135	567	52	121986	62632	184619	14608	199228
ESE		143420	34672	17909	6197	850	78	203128	93865	296994	21894	318888
VOCATIONAL,6-12	300	16983	9312	4810	1664	228	21	33019	25210	58230	5880	64111
VOCATIONAL PGM		16983	9312	4810	1664	228	21	33019	25210	58230	5880	64111
TOTAL FOR FEFP		319217	78457	40525	14023	1924	177	454325	212402	666728	49542	716270
FOOD SERVICE											135	
TRANSPORTATION											815	

THOSE COSTS REPORTED IN THE COLUMN TITLED -SCHOOL INDIRECT- ARE DERIVED FROM TWO SOURCES: A) EXPENDITURES RECORDED BY SCHOOL AND B) SCHOOL LEVEL EXPENDITURES CENTRALLY RECORDED. FUNCTIONALLY DISTRIBUTED, THESE COSTS ARE AS REPORTED BELOW.

6100 PUPIL PERSONNEL	13831	6400 INSTR STAFF TRAINING	2906	7700 CENTRAL SERVICES	9354
6200 INSTRUCTIONAL MEDIA	1760	7300 SCHOOL ADMINISTRATION	97711	7900 OPERATION OF PLANT	12332
6300 INSTR & CURR DEVLPMNT	33674	7400 FACILITIES ACQ-CONSTR		8100 MAINTENANCE OF PLANT	27684
				8200 ADMIN. TECH. SERVICES	9579
				6500 INSTR. TECH. SERVICES	3567

FUND- 1
 SCHL- 9813 OKALOOSA REGIONAL DETENTION CT

PROGRAM CATEGORY	NBR	DIRECT					TOTAL DIRECT	SCHOOL INDIRECT	SCHOOL COST	DISTRICT INDIRECT	TOTAL	
		SALARIES	BENEFITS	PURCHASED SERVICES	MATERIAL SUPPLIES	OTHER EXPENSES						CAPITAL OUTLAY
4-8 BASIC	102	45312	12699	4155	1515	1001	17	64701	27080	91781	5061	96843
9-12 BASIC	103	80281	24645	8064	2940	1942	34	117908	52554	170463	9823	180286
BASIC		125594	37344	12220	4455	2943	52	182610	79634	262244	14884	277129
4-8 BASIC W/ESE	112	2745	1130	369	134	89	1	4471	2409	6881	450	7331
9-12 BASIC W/ES	113	28543	8445	2763	1007	665	11	41438	18010	59448	3366	62815
ESE		31289	9576	3133	1142	754	13	45909	20420	66330	3816	70146
TOTAL FOR FEFP		156883	46920	15353	5597	3698	65	228519	100054	328574	18701	347276
FOOD SERVICE											42	
TRANSPORTATION											252	

THOSE COSTS REPORTED IN THE COLUMN TITLED -SCHOOL INDIRECT- ARE DERIVED FROM TWO SOURCES: A) EXPENDITURES RECORDED BY SCHOOL AND B) SCHOOL LEVEL EXPENDITURES CENTRALLY RECORDED. FUNCTIONALLY DISTRIBUTED, THESE COSTS ARE AS REPORTED BELOW.

6100 PUPIL PERSONNEL	5868	6400 INSTR STAFF TRAINING	1906	7700 CENTRAL SERVICES	3531
6200 INSTRUCTIONAL MEDIA	174	7300 SCHOOL ADMINISTRATION	41309	7900 OPERATION OF PLANT	2821
6300 INSTR & CURR DEVLPMNT	28966	7400 FACILITIES ACQ-CONSTR		8100 MAINTENANCE OF PLANT	10450
				8200 ADMIN. TECH. SERVICES	3616
				6500 INSTR. TECH. SERVICES	1409

FUND- 1
 SCHL- 9814 ADOLESCENT SUBSTANCE ABUSE PRG

PROGRAM CATEGORY	NBR	DIRECT						TOTAL DIRECT	SCHOOL INDIRECT	SCHOOL COST	DISTRICT INDIRECT	TOTAL
		SALARIES	BENEFITS	PURCHASED SERVICES	MATERIAL SUPPLIES	OTHER EXPENSES	CAPITAL OUTLAY					
4-8 BASIC	102	19746	7802	1096	466	480	363	29957	7100	37058	2494	39552
9-12 BASIC	103	123249	42378	5956	2535	2609	1976	178705	38562	217267	13548	230815
BASIC		142996	50181	7052	3002	3089	2340	208662	45662	254325	16042	270368
4-8 BASIC W/ESE	112	12322	4302	604	257	264	200	17952	3915	21868	1375	23243
9-12 BASIC W/ES	113	30709	10984	1543	657	676	512	45083	9995	55079	3511	58591
ESE		43031	15287	2148	914	941	712	63036	13911	76947	4887	81835
VOCATIONAL,6-12	300	5146	1499	210	89	92	69	7109	1364	8474	479	8954
VOCATIONAL PGM		5146	1499	210	89	92	69	7109	1364	8474	479	8954
TOTAL FOR FEFP		191175	66968	9412	4006	4123	3123	278809	60938	339748	21409	361157
FOOD SERVICE											56	
TRANSPORTATION											337	

THOSE COSTS REPORTED IN THE COLUMN TITLED -SCHOOL INDIRECT- ARE DERIVED FROM TWO SOURCES: A) EXPENDITURES RECORDED BY SCHOOL AND B) SCHOOL LEVEL EXPENDITURES CENTRALLY RECORDED. FUNCTIONALLY DISTRIBUTED, THESE COSTS ARE AS REPORTED BELOW.

6100 PUPIL PERSONNEL	11826	6400 INSTR STAFF TRAINING	1092	7700 CENTRAL SERVICES	4042
6200 INSTRUCTIONAL MEDIA	34	7300 SCHOOL ADMINISTRATION	19799	7900 OPERATION OF PLANT	3230
6300 INSTR & CURR DEVLPMNT	3268	7400 FACILITIES ACQ-CONSTR		8100 MAINTENANCE OF PLANT	11963
				8200 ADMIN. TECH. SERVICES	4139
				6500 INSTR. TECH. SERVICES	1541

FUND- 1
 SCHL- 9815 EMERALD COAST MARINE INSTITUTE

PROGRAM CATEGORY	NBR	DIRECT							TOTAL DIRECT	SCHOOL INDIRECT	SCHOOL COST	DISTRICT INDIRECT	TOTAL
		SALARIES	BENEFITS	PURCHASED SERVICES	MATERIAL SUPPLIES	OTHER EXPENSES	CAPITAL OUTLAY						
4-8 BASIC	102	160	115	50081	12	1	2	50373	1319	51693	891	52584	
9-12 BASIC	103	436	314	135818	32	3	5	136610	3579	140189	2417	142607	
BASIC		596	430	185899	45	4	7	186983	4899	191883	3308	195191	
4-8 BASIC W/ESE 112		146	105	45726	11	1	1	45993	1205	47198	813	48011	
9-12 BASIC W/ES 113		130	93	40554	9		1	40791	1068	41860	721	42581	
ESE		276	199	86281	20	2	3	86784	2273	89058	1535	90593	
TOTAL FOR FEFP		873	630	272180	65	6	11	273768	7173	280941	4843	285785	
FOOD SERVICE											61		
TRANSPORTATION									13638		368		

THOSE COSTS REPORTED IN THE COLUMN TITLED -SCHOOL INDIRECT- ARE DERIVED FROM TWO SOURCES: A) EXPENDITURES RECORDED BY SCHOOL AND B) SCHOOL LEVEL EXPENDITURES CENTRALLY RECORDED. FUNCTIONALLY DISTRIBUTED, THESE COSTS ARE AS REPORTED BELOW.

6100 PUPIL PERSONNEL	345	6400 INSTR STAFF TRAINING	100	7700 CENTRAL SERVICES	914
6200 INSTRUCTIONAL MEDIA	7	7300 SCHOOL ADMINISTRATION	343	7900 OPERATION OF PLANT	730
6300 INSTR & CURR DEVLPMNT	739	7400 FACILITIES ACQ-CONSTR		8100 MAINTENANCE OF PLANT	2706
				8200 ADMIN. TECH. SERVICES	936
				6500 INSTR. TECH. SERVICES	348

FUND- 1
 SCHL- 9817 MILTON GIRLS JUVENILE RESIDENT

PROGRAM CATEGORY	NBR	----- DIRECT -----					TOTAL DIRECT	SCHOOL INDIRECT	SCHOOL COST	DISTRICT INDIRECT	TOTAL	
		SALARIES	BENEFITS	PURCHASED SERVICES	MATERIAL SUPPLIES	OTHER EXPENSES						CAPITAL OUTLAY
4-8 BASIC	102	33303	11221	2339	1660	27	20	48573	9804	58377	3419	61797
9-12 BASIC	103	120912	40672	8480	6016	100	76	176259	35538	211797	12395	224192
BASIC		154216	51893	10820	7677	128	97	224832	45342	270175	15815	285990
4-8 BASIC W/ESE	112	29119	9599	2001	1420	23	17	42183	8388	50571	2925	53496
9-12 BASIC W/ES	113	65848	22489	4689	3327	55	42	96452	19650	116102	6853	122956
ESE		94968	32089	6690	4747	79	60	138635	28038	166674	9779	176453
VOCATIONAL,6-12	300	5994	2733	570	404	6	5	9714	2388	12103	833	12936
VOCATIONAL PGM		5994	2733	570	404	6	5	9714	2388	12103	833	12936
TOTAL FOR FEFP		255179	86716	18081	12828	213	162	373182	75770	448952	26427	475380
FOOD SERVICE											81	
TRANSPORTATION											489	

THOSE COSTS REPORTED IN THE COLUMN TITLED -SCHOOL INDIRECT- ARE DERIVED FROM TWO SOURCES: A) EXPENDITURES RECORDED BY SCHOOL AND B) SCHOOL LEVEL EXPENDITURES CENTRALLY RECORDED. FUNCTIONALLY DISTRIBUTED, THESE COSTS ARE AS REPORTED BELOW.

6100 PUPIL PERSONNEL	12184	6400 INSTR STAFF TRAINING	547	7700 CENTRAL SERVICES	4989
6200 INSTRUCTIONAL MEDIA	309	7300 SCHOOL ADMINISTRATION	24384	7900 OPERATION OF PLANT	5196
6300 INSTR & CURR DEVLPMNT	4034	7400 FACILITIES ACQ-CONSTR		8100 MAINTENANCE OF PLANT	17111
				8200 ADMIN. TECH. SERVICES	5110
				6500 INSTR. TECH. SERVICES	1902

FUND- 1
 SCHL- 9818 N. W. FLORIDA BALLET ACADEMIE

PROGRAM CATEGORY	NBR	DIRECT					TOTAL DIRECT	SCHOOL INDIRECT	SCHOOL COST	DISTRICT INDIRECT	TOTAL	
		SALARIES	BENEFITS	PURCHASED SERVICES	MATERIAL SUPPLIES	OTHER EXPENSES						CAPITAL OUTLAY
K-3 BASIC	101	105123	33531	78422	4965	1453	26	223523	18504	242028	10629	252657
4-8 BASIC	102	183796	66698	155993	9877	2890	53	419309	40197	459507	22028	481535
BASIC		288920	100229	234415	14843	4343	79	642833	58701	701535	32657	734192
PK-3 BASIC W/ES 111		2372	874	2045	129	37		5460	498	5959	281	6240
4-8 BASIC W/ESE 112		3467	1093	2557	161	47		7328	649	7978	358	8336
ESE		5839	1968	4603	291	85	1	12789	1148	13937	640	14577
TOTAL FOR FEFP		294760	102197	239019	15135	4429	81	655622	59850	715473	33297	748770
FOOD SERVICE									122		160	
TRANSPORTATION								59469			960	

THOSE COSTS REPORTED IN THE COLUMN TITLED -SCHOOL INDIRECT- ARE DERIVED FROM TWO SOURCES: A) EXPENDITURES RECORDED BY SCHOOL AND B) SCHOOL LEVEL EXPENDITURES CENTRALLY RECORDED. FUNCTIONALLY DISTRIBUTED, THESE COSTS ARE AS REPORTED BELOW.

6100 PUPIL PERSONNEL	2420	6400 INSTR STAFF TRAINING	703	7700 CENTRAL SERVICES	6411
6200 INSTRUCTIONAL MEDIA	54	7300 SCHOOL ADMINISTRATION	13906	7900 OPERATION OF PLANT	4828
6300 INSTR & CURR DEVLPMNT	5331	7400 FACILITIES ACQ-CONSTR		8100 MAINTENANCE OF PLANT	17184
				8200 ADMIN. TECH. SERVICES	6565
				6500 INSTR. TECH. SERVICES	2444

FUND- 1
 SCHL- 9819 TEACHING ADJUDICATED YOUTH FAC

PROGRAM CATEGORY	NBR	DIRECT						TOTAL DIRECT	SCHOOL INDIRECT	SCHOOL COST	DISTRICT INDIRECT	TOTAL
		SALARIES	BENEFITS	PURCHASED SERVICES	MATERIAL SUPPLIES	OTHER EXPENSES	CAPITAL OUTLAY					
9-12 BASIC	103	23877	5001	2892	5818	4	100	37694	63944	101638	3419	105058
BASIC		23877	5001	2892	5818	4	100	37694	63944	101638	3419	105058
9-12 BASIC W/ES	113	10544	2167	1253	2521	2	43	16533	27715	44248	1482	45730
ESE		10544	2167	1253	2521	2	43	16533	27715	44248	1482	45730
TOTAL FOR FEFP		34422	7169	4145	8339	6	143	54227	91659	145887	4901	150789
FOOD SERVICE											25	
TRANSPORTATION											155	

THOSE COSTS REPORTED IN THE COLUMN TITLED -SCHOOL INDIRECT- ARE DERIVED FROM TWO SOURCES: A) EXPENDITURES RECORDED BY SCHOOL AND B) SCHOOL LEVEL EXPENDITURES CENTRALLY RECORDED. FUNCTIONALLY DISTRIBUTED, THESE COSTS ARE AS REPORTED BELOW.

6100 PUPIL PERSONNEL	349	6400 INSTR STAFF TRAINING	101	7700 CENTRAL SERVICES	925
6200 INSTRUCTIONAL MEDIA	378	7300 SCHOOL ADMINISTRATION	65724	7900 OPERATION OF PLANT	739
6300 INSTR & CURR DEVLPMNT	19400	7400 FACILITIES ACQ-CONSTR		8100 MAINTENANCE OF PLANT	2739
				8200 ADMIN. TECH. SERVICES	947
				6500 INSTR. TECH. SERVICES	352

FUND- 1
 SCHL- 9820 OKALOOSA BLENDED SCHOOLS

PROGRAM CATEGORY	NBR	DIRECT						TOTAL DIRECT	SCHOOL INDIRECT	SCHOOL COST	DISTRICT INDIRECT	TOTAL
		SALARIES	BENEFITS	PURCHASED SERVICES	MATERIAL SUPPLIES	OTHER EXPENSES	CAPITAL OUTLAY					
K-3 BASIC	101	21682	3969	24	697	866	396	27637	20365	48003	3595	51598
4-8 BASIC	102	11379	2867	17	504	625	286	15680	16002	31682	2722	34404
BASIC		33061	6837	42	1202	1491	682	43318	36367	79685	6317	86003
4-8 BASIC W/ESE	112	274	51		8	11	5	351	284	635	48	684
ESE		274	51		8	11	5	351	284	635	48	684
TOTAL FOR FEFP		33336	6888	42	1211	1502	687	43669	36652	80321	6366	86687
FOOD SERVICE											20	
TRANSPORTATION											121	

THOSE COSTS REPORTED IN THE COLUMN TITLED -SCHOOL INDIRECT- ARE DERIVED FROM TWO SOURCES: A) EXPENDITURES RECORDED BY SCHOOL AND B) SCHOOL LEVEL EXPENDITURES CENTRALLY RECORDED. FUNCTIONALLY DISTRIBUTED, THESE COSTS ARE AS REPORTED BELOW.

6100 PUPIL PERSONNEL	466	6400 INSTR STAFF TRAINING	135	7700 CENTRAL SERVICES	1234
6200 INSTRUCTIONAL MEDIA	10	7300 SCHOOL ADMINISTRATION	21097	7900 OPERATION OF PLANT	7832
6300 INSTR & CURR DEVLPMNT	998	7400 FACILITIES ACQ-CONSTR		8100 MAINTENANCE OF PLANT	3142
				8200 ADMIN. TECH. SERVICES	1264
				6500 INSTR. TECH. SERVICES	470

School District of Okaloosa County



EXHIBIT K-14

Schedule 3, School Program Cost Report **Special Revenue Funds**

For the Fiscal Year Ended June 30, 2011

Revised February 14, 2012

FUND- 4
 SCHL- 0031 EDWINS ELEMENTARY SCHOOL

PROGRAM CATEGORY	NBR	DIRECT						TOTAL DIRECT	SCHOOL INDIRECT	SCHOOL COST	DISTRICT INDIRECT	TOTAL
		SALARIES	BENEFITS	PURCHASED SERVICES	MATERIAL SUPPLIES	OTHER EXPENSES	CAPITAL OUTLAY					
K-3 BASIC	101	134150	24504	53419	2271	214	7854	222414	39255	261670	17744	279414
4-8 BASIC	102	2291	7635	16644	707	66	2447	29793	12231	42025	5529	47554
BASIC		136441	32139	70064	2979	281	10301	252208	51487	303695	23273	326969
ESOL	130	713	2377	5182	220	20	761	9276	3808	13084	1721	14806
ESOL		713	2377	5182	220	20	761	9276	3808	13084	1721	14806
PK-3 BASIC W/ES	111	25499	17045	15222	689	192	2456	61106	25864	86970	16854	103824
4-8 BASIC W/ESE	112	7735	5170	4617	209	58	745	18536	7845	26382	5112	31494
ESE LEVEL 4	254	2107	1408	1257	56	15	203	5049	2137	7186	1392	8579
ESE		35341	23624	21097	955	267	3404	84692	35847	120539	23359	143899
TOTAL FOR FEFP		172497	58140	96344	4155	569	14468	346176	91142	437319	48355	485674
FOOD SERVICE									162214		12815	
TRANSPORTATION									1219		1126	

THOSE COSTS REPORTED IN THE COLUMN TITLED -SCHOOL INDIRECT- ARE DERIVED FROM TWO SOURCES: A) EXPENDITURES RECORDED BY SCHOOL AND B) SCHOOL LEVEL EXPENDITURES CENTRALLY RECORDED. FUNCTIONALLY DISTRIBUTED, THESE COSTS ARE AS REPORTED BELOW.

6100 PUPIL PERSONNEL	5567	6400 INSTR STAFF TRAINING	24442	7700 CENTRAL SERVICES
6200 INSTRUCTIONAL MEDIA		7300 SCHOOL ADMINISTRATION		7900 OPERATION OF PLANT
6300 INSTR & CURR DEVLPMNT	61131	7400 FACILITIES ACQ-CONSTR		8100 MAINTENANCE OF PLANT
				8200 ADMIN. TECH. SERVICES
				6500 INSTR. TECH. SERVICES

FUND- 4
 SCHL- 0041 BAKER SCHOOL

PROGRAM CATEGORY	NBR	DIRECT							TOTAL DIRECT	SCHOOL INDIRECT	SCHOOL COST	DISTRICT INDIRECT	TOTAL
		SALARIES	BENEFITS	PURCHASED SERVICES	MATERIAL SUPPLIES	OTHER EXPENSES	CAPITAL OUTLAY						
K-3 BASIC	101	91063	14264	34579	2747	198	4407	147261	9365	156626	16430	173057	
4-8 BASIC	102	32301	19516	47311	3759	271	6029	109190	12812	122003	22479	144483	
9-12 BASIC	103	154	26	34	1534	91	3917	5760		5760	6948	12708	
BASIC		123520	33807	81926	8041	562	14354	262212	22178	284390	45859	330249	
ESOL	130	104	63	152	12		19	352	41	393	72	466	
ESOL		104	63	152	12		19	352	41	393	72	466	
PK-3 BASIC W/ES	111	31354	12397	12252	1016	561	1815	59399	12212	71612	19337	90949	
4-8 BASIC W/ESE	112	28739	10182	10063	835	461	1490	51772	10030	61803	15881	77684	
9-12 BASIC W/ES	113	16377	5245	110	434	371	1202	23741	6321	30063	11403	41466	
ESE LEVEL 4	254	1877	742	733	60	33	108	3556	731	4287	1157	5445	
ESE LEVEL 5	255	414	163	161	13	7	23	785	161	946	255	1202	
ESE		78764	28731	23322	2360	1435	4640	139254	29457	168712	48035	216747	
VOCATIONAL, 6-12	300	19	3	4	191	11	488	718		718	867	1586	
VOCATIONAL PGM		19	3	4	191	11	488	718		718	867	1586	
TOTAL FOR FEFP		202408	62605	105405	10606	2009	19503	402538	51676	454215	94834	549050	
FOOD SERVICE									409412		34555		
TRANSPORTATION											2529		

THOSE COSTS REPORTED IN THE COLUMN TITLED -SCHOOL INDIRECT- ARE DERIVED FROM TWO SOURCES: A) EXPENDITURES RECORDED BY SCHOOL AND B) SCHOOL LEVEL EXPENDITURES CENTRALLY RECORDED. FUNCTIONALLY DISTRIBUTED, THESE COSTS ARE AS REPORTED BELOW.

6100 PUPIL PERSONNEL	14837	6400 INSTR STAFF TRAINING	13593	7700 CENTRAL SERVICES
6200 INSTRUCTIONAL MEDIA		7300 SCHOOL ADMINISTRATION		7900 OPERATION OF PLANT
6300 INSTR & CURR DEVLPMNT	23244	7400 FACILITIES ACQ-CONSTR		8100 MAINTENANCE OF PLANT
				8200 ADMIN. TECH. SERVICES
				6500 INSTR. TECH. SERVICES

FUND- 4
 SCHL- 0051 BOB SIKES ELEMENTARY SCHOOL

PROGRAM CATEGORY	NBR	DIRECT						TOTAL DIRECT	SCHOOL INDIRECT	SCHOOL COST	DISTRICT INDIRECT	TOTAL
		SALARIES	BENEFITS	PURCHASED SERVICES	MATERIAL SUPPLIES	OTHER EXPENSES	CAPITAL OUTLAY					
K-3 BASIC	101	136792	23604	57585	11880	615	26223	256700	51779	308480	25125	333606
4-8 BASIC	102	16242	7777	18973	3914	202	8640	55751	17061	72812	8278	81091
BASIC		153034	31381	76559	15794	818	34864	312452	68840	381292	33404	414697
ESOL	130	365	174	426	88	4	194	1254	383	1637	186	1824
ESOL		365	174	426	88	4	194	1254	383	1637	186	1824
PK-3 BASIC W/ES	111	21289	9661	11051	2300	137	5204	49645	31969	81615	16031	97646
4-8 BASIC W/ESE	112	14011	6132	7014	1460	87	3303	32008	20291	52300	10175	62475
ESE LEVEL 4	254	838	380	435	90	5	205	1956	1259	3216	631	3847
ESE		36139	16173	18501	3852	230	8712	83610	53521	137131	26838	163970
TOTAL FOR FEFP		189539	47730	95487	19734	1053	43770	397316	122745	520062	60429	580491
FOOD SERVICE									251544		19021	
TRANSPORTATION											1503	

THOSE COSTS REPORTED IN THE COLUMN TITLED -SCHOOL INDIRECT- ARE DERIVED FROM TWO SOURCES: A) EXPENDITURES RECORDED BY SCHOOL AND B) SCHOOL LEVEL EXPENDITURES CENTRALLY RECORDED. FUNCTIONALLY DISTRIBUTED, THESE COSTS ARE AS REPORTED BELOW.

6100 PUPIL PERSONNEL	13586	6400 INSTR STAFF TRAINING	36277	7700 CENTRAL SERVICES
6200 INSTRUCTIONAL MEDIA		7300 SCHOOL ADMINISTRATION		7900 OPERATION OF PLANT
6300 INSTR & CURR DEVLPMNT	72880	7400 FACILITIES ACQ-CONSTR		8100 MAINTENANCE OF PLANT
				8200 ADMIN. TECH. SERVICES
				6500 INSTR. TECH. SERVICES

FUND- 4
 SCHL- 0082 MEIGS MIDDLE SCHOOL

PROGRAM CATEGORY	NBR	DIRECT						TOTAL DIRECT	SCHOOL INDIRECT	SCHOOL COST	DISTRICT INDIRECT	TOTAL
		SALARIES	BENEFITS	PURCHASED SERVICES	MATERIAL SUPPLIES	OTHER EXPENSES	CAPITAL OUTLAY					
4-8 BASIC	102	231	39	52	1755	137	5261	7477	31753	39231	10385	49616
BASIC		231	39	52	1755	137	5261	7477	31753	39231	10385	49616
ESOL	130	2			21	1	63	90	384	475	125	600
ESOL		2			21	1	63	90	384	475	125	600
4-8 BASIC W/ESE	112	38090	7665	153	473	57	1523	47963	30837	78801	15796	94597
ESE LEVEL 4	254	3460	696	13	42	5	138	4356	2801	7158	1434	8593
ESE		41550	8361	167	516	62	1661	52320	33638	85959	17230	103190
TOTAL FOR FEFP		41785	8401	219	2293	201	6987	59888	65776	125665	27741	153407
FOOD SERVICE									215408		15432	
TRANSPORTATION											769	

THOSE COSTS REPORTED IN THE COLUMN TITLED -SCHOOL INDIRECT- ARE DERIVED FROM TWO SOURCES: A) EXPENDITURES RECORDED BY SCHOOL AND B) SCHOOL LEVEL EXPENDITURES CENTRALLY RECORDED. FUNCTIONALLY DISTRIBUTED, THESE COSTS ARE AS REPORTED BELOW.

6100 PUPIL PERSONNEL	5414	6400 INSTR STAFF TRAINING	7700 CENTRAL SERVICES
6200 INSTRUCTIONAL MEDIA		7300 SCHOOL ADMINISTRATION	7900 OPERATION OF PLANT
6300 INSTR & CURR DEVLPMNT	60361	7400 FACILITIES ACQ-CONSTR	8100 MAINTENANCE OF PLANT
			8200 ADMIN. TECH. SERVICES
			6500 INSTR. TECH. SERVICES

FUND- 4
 SCHL- 0092 SHOAL RIVER MIDDLE SCHOOL

PROGRAM CATEGORY	NBR	DIRECT							TOTAL DIRECT	SCHOOL INDIRECT	SCHOOL COST	DISTRICT INDIRECT	TOTAL
		SALARIES	BENEFITS	PURCHASED SERVICES	MATERIAL SUPPLIES	OTHER EXPENSES	CAPITAL OUTLAY						
4-8 BASIC	102	313	63	70	3670	836	8332	13287	20351	33639	14073	47712	
BASIC		313	63	70	3670	836	8332	13287	20351	33639	14073	47712	
ESOL	130	1			21	4	49	78	120	198	83	281	
ESOL		1			21	4	49	78	120	198	83	281	
4-8 BASIC W/ESE	112	129148	52178	301	1379	392	3415	186815	48966	235781	31082	266864	
ESE LEVEL 5	255	2276	945	5	24	7	61	3321	887	4208	563	4772	
ESE		131425	53124	306	1404	399	3476	190136	49853	239990	31646	271636	
TOTAL FOR FEFP		131740	53187	378	5096	1241	11858	203502	70324	273827	45802	319630	
FOOD SERVICE									211931		21941		
TRANSPORTATION											1260		

THOSE COSTS REPORTED IN THE COLUMN TITLED -SCHOOL INDIRECT- ARE DERIVED FROM TWO SOURCES: A) EXPENDITURES RECORDED BY SCHOOL AND B) SCHOOL LEVEL EXPENDITURES CENTRALLY RECORDED. FUNCTIONALLY DISTRIBUTED, THESE COSTS ARE AS REPORTED BELOW.

- | | | |
|----------------------------|----------------------------------|----------------------------|
| 6100 PUPIL PERSONNEL | 6400 INSTR STAFF TRAINING | 7700 CENTRAL SERVICES |
| 6200 INSTRUCTIONAL MEDIA | 7300 SCHOOL ADMINISTRATION | 7900 OPERATION OF PLANT |
| 6300 INSTR & CURR DEVLPMNT | 70324 7400 FACILITIES ACQ-CONSTR | 8100 MAINTENANCE OF PLANT |
| | | 8200 ADMIN. TECH. SERVICES |
| | | 6500 INSTR. TECH. SERVICES |

FUND- 4
 SCHL- 0121 RUCKEL MIDDLE SCHOOL

PROGRAM CATEGORY	NBR	DIRECT							TOTAL DIRECT	SCHOOL INDIRECT	SCHOOL COST	DISTRICT INDIRECT	TOTAL
		SALARIES	BENEFITS	PURCHASED SERVICES	MATERIAL SUPPLIES	OTHER EXPENSES	CAPITAL OUTLAY						
4-8 BASIC	102	310	52	70	3492	184	10000	14111	692	14804	13939	28743	
BASIC		310	52	70	3492	184	10000	14111	692	14804	13939	28743	
ESOL	130				7		22	31	1	32	30	63	
ESOL					7		22	31	1	32	30	63	
4-8 BASIC W/ESE	112	35693	17582	255	1127	95	3418	58173	10078	68251	26381	94633	
ESE LEVEL 4	254	1938	954	13	61	5	185	3158	547	3705	1432	5138	
ESE LEVEL 5	255	828	407	5	26	2	79	1349	233	1583	612	2195	
ESE		38459	18945	275	1215	103	3682	62681	10859	73541	28426	101967	
TOTAL FOR FEFP		38770	18998	345	4715	287	13705	76824	11553	88378	42396	130774	
FOOD SERVICE									288114		22894		
TRANSPORTATION											1587		

THOSE COSTS REPORTED IN THE COLUMN TITLED -SCHOOL INDIRECT- ARE DERIVED FROM TWO SOURCES: A) EXPENDITURES RECORDED BY SCHOOL AND B) SCHOOL LEVEL EXPENDITURES CENTRALLY RECORDED. FUNCTIONALLY DISTRIBUTED, THESE COSTS ARE AS REPORTED BELOW.

- | | | |
|----------------------------|----------------------------------|-----------------------------|
| 6100 PUPIL PERSONNEL | 6400 INSTR STAFF TRAINING | 7700 CENTRAL SERVICES |
| 6200 INSTRUCTIONAL MEDIA | 7300 SCHOOL ADMINISTRATION | 915 7900 OPERATION OF PLANT |
| 6300 INSTR & CURR DEVLPMNT | 10637 7400 FACILITIES ACQ-CONSTR | 8100 MAINTENANCE OF PLANT |
| | | 8200 ADMIN. TECH. SERVICES |
| | | 6500 INSTR. TECH. SERVICES |

FUND- 4
 SCHL- 0131 DESTIN ELEMENTARY

PROGRAM CATEGORY	NBR	DIRECT							TOTAL DIRECT	SCHOOL INDIRECT	SCHOOL COST	DISTRICT INDIRECT	TOTAL
		SALARIES	BENEFITS	PURCHASED SERVICES	MATERIAL SUPPLIES	OTHER EXPENSES	CAPITAL OUTLAY						
K-3 BASIC	101	268	45	60	1687	159	1997	4219	16501	20721	12054	32775	
4-8 BASIC	102	80	13	18	507	47	600	1267	4957	6225	3621	9847	
BASIC		349	59	78	2194	207	2597	5486	21459	26946	15676	42622	
ESOL	130	19	3	4	122	11	144	305	1193	1498	871	2370	
ESOL		19	3	4	122	11	144	305	1193	1498	871	2370	
PK-3 BASIC W/ES	111	5233	968	193	505	72	854	7827	33035	40862	19912	60775	
4-8 BASIC W/ESE	112	1856	343	68	179	25	302	2775	11716	14491	7061	21553	
ESE LEVEL 4	254	156	28	5	15	2	25	233	987	1221	595	1816	
ESE		7245	1341	267	699	100	1182	10837	45738	56575	27569	84144	
TOTAL FOR FEFP		7614	1403	350	3016	318	3924	16629	68391	85021	44117	129138	
FOOD SERVICE									266907		23108		
TRANSPORTATION											1032		

THOSE COSTS REPORTED IN THE COLUMN TITLED -SCHOOL INDIRECT- ARE DERIVED FROM TWO SOURCES: A) EXPENDITURES RECORDED BY SCHOOL AND B) SCHOOL LEVEL EXPENDITURES CENTRALLY RECORDED. FUNCTIONALLY DISTRIBUTED, THESE COSTS ARE AS REPORTED BELOW.

- | | | |
|----------------------------|----------------------------------|----------------------------|
| 6100 PUPIL PERSONNEL | 6400 INSTR STAFF TRAINING | 7700 CENTRAL SERVICES |
| 6200 INSTRUCTIONAL MEDIA | 7300 SCHOOL ADMINISTRATION | 7900 OPERATION OF PLANT |
| 6300 INSTR & CURR DEVLPMNT | 68391 7400 FACILITIES ACQ-CONSTR | 8100 MAINTENANCE OF PLANT |
| | | 8200 ADMIN. TECH. SERVICES |
| | | 6500 INSTR. TECH. SERVICES |

FUND- 4
 SCHL- 0151 EDGE ELEMENTARY

PROGRAM CATEGORY	NBR	DIRECT							TOTAL DIRECT	SCHOOL INDIRECT	SCHOOL COST	DISTRICT INDIRECT	TOTAL
		SALARIES	BENEFITS	PURCHASED SERVICES	MATERIAL SUPPLIES	OTHER EXPENSES	CAPITAL OUTLAY						
K-3 BASIC	101	187	31	42	1179	111	1395	2949	19808	22757	8425	31183	
4-8 BASIC	102	53	9	11	333	31	394	834	5604	6438	2383	8822	
BASIC		240	41	54	1513	142	1790	3783	25412	29196	10809	40005	
ESOL	130	2			18	1	21	45	302	347	128	476	
ESOL		2			18	1	21	45	302	347	128	476	
PK-3 BASIC W/ES 111		70	11	92	242	34	409	860	12340	13201	9544	22746	
4-8 BASIC W/ESE 112		75	12	99	260	37	439	924	13249	14173	10247	24421	
ESE		145	23	191	502	71	848	1784	25590	27375	19792	47167	
TOTAL FOR FEFP		389	65	246	2033	216	2661	5613	51305	56919	30730	87649	
FOOD SERVICE									200566		14174		
TRANSPORTATION											669		

THOSE COSTS REPORTED IN THE COLUMN TITLED -SCHOOL INDIRECT- ARE DERIVED FROM TWO SOURCES: A) EXPENDITURES RECORDED BY SCHOOL AND B) SCHOOL LEVEL EXPENDITURES CENTRALLY RECORDED. FUNCTIONALLY DISTRIBUTED, THESE COSTS ARE AS REPORTED BELOW.

6100 PUPIL PERSONNEL	6400 INSTR STAFF TRAINING	7700 CENTRAL SERVICES
6200 INSTRUCTIONAL MEDIA	7300 SCHOOL ADMINISTRATION	7900 OPERATION OF PLANT
6300 INSTR & CURR DEVLPMNT	7400 FACILITIES ACQ-CONSTR	8100 MAINTENANCE OF PLANT
		8200 ADMIN. TECH. SERVICES
		6500 INSTR. TECH. SERVICES
		7216

FUND- 4
 SCHL- 0161 EGLIN ELEMENTARY

PROGRAM CATEGORY	NBR	DIRECT						TOTAL DIRECT	SCHOOL INDIRECT	SCHOOL COST	DISTRICT INDIRECT	TOTAL
		SALARIES	BENEFITS	PURCHASED SERVICES	MATERIAL SUPPLIES	OTHER EXPENSES	CAPITAL OUTLAY					
K-3 BASIC	101	161	27	36	1015	95	1201	2538	20195	22733	7252	29986
4-8 BASIC	102	16	2	3	101	9	119	253	2014	2267	723	2991
BASIC		177	30	40	1116	105	1321	2791	22209	25001	7975	32977
ESOL	130	2			16	1	19	40	321	361	115	477
ESOL		2			16	1	19	40	321	361	115	477
PK-3 BASIC W/ES 111		7937	1577	95	250	112	422	10395	22226	32622	9850	42472
4-8 BASIC W/ESE 112		1513	300	18	47	21	80	1981	4237	6219	1878	8097
ESE		9451	1878	113	297	133	503	12377	26463	38841	11728	50570
TOTAL FOR FEFP		9631	1908	154	1430	240	1843	15209	48994	64204	19820	84024
FOOD SERVICE									142748		10181	
TRANSPORTATION											366	

THOSE COSTS REPORTED IN THE COLUMN TITLED -SCHOOL INDIRECT- ARE DERIVED FROM TWO SOURCES: A) EXPENDITURES RECORDED BY SCHOOL AND B) SCHOOL LEVEL EXPENDITURES CENTRALLY RECORDED. FUNCTIONALLY DISTRIBUTED, THESE COSTS ARE AS REPORTED BELOW.

6100 PUPIL PERSONNEL	6400 INSTR STAFF TRAINING	7700 CENTRAL SERVICES
6200 INSTRUCTIONAL MEDIA	7300 SCHOOL ADMINISTRATION	7900 OPERATION OF PLANT
6300 INSTR & CURR DEVLPMNT	7400 FACILITIES ACQ-CONSTR	8100 MAINTENANCE OF PLANT
		8200 ADMIN. TECH. SERVICES
		6500 INSTR. TECH. SERVICES

FUND- 4
 SCHL- 0201 LAUREL HILL SCHOOL

PROGRAM CATEGORY	NBR	DIRECT						TOTAL DIRECT	SCHOOL INDIRECT	SCHOOL COST	DISTRICT INDIRECT	TOTAL
		SALARIES	BENEFITS	PURCHASED SERVICES	MATERIAL SUPPLIES	OTHER EXPENSES	CAPITAL OUTLAY					
K-3 BASIC	101	3570	5280	14265	5948	485	3659	33209	1300	34510	6886	41397
4-8 BASIC	102	48410	7694	20786	8667	707	5332	91599	1895	93495	10035	103530
9-12 BASIC	103	183	31	11	831	29	1513	2600		2600	2262	4863
BASIC		52163	13006	35062	15447	1222	10505	127409	3196	130606	19184	149790
ESOL	130	43	63	172	71	5	44	400	15	416	83	499
ESOL		43	63	172	71	5	44	400	15	416	83	499
PK-3 BASIC W/ES	111	5532	3529	3198	1332	114	882	14589	6013	20602	5127	25730
4-8 BASIC W/ESE	112	19456	4661	4224	1759	150	1166	31420	7943	39363	6772	46136
9-12 BASIC W/ES	113	5579	2755	48	303	18	606	9310	6660	15971	4970	20942
ESE		30568	10946	7471	3395	283	2655	55320	20617	75938	16870	92809
VOCATIONAL,6-12	300	138	23	8	628	22	1144	1966		1966	1711	3677
VOCATIONAL PGM		138	23	8	628	22	1144	1966		1966	1711	3677
TOTAL FOR FEFP		82913	24041	42714	19543	1534	14349	185097	23829	208927	37849	246776
FOOD SERVICE									216136		11289	
TRANSPORTATION									218		742	

THOSE COSTS REPORTED IN THE COLUMN TITLED -SCHOOL INDIRECT- ARE DERIVED FROM TWO SOURCES: A) EXPENDITURES RECORDED BY SCHOOL AND B) SCHOOL LEVEL EXPENDITURES CENTRALLY RECORDED. FUNCTIONALLY DISTRIBUTED, THESE COSTS ARE AS REPORTED BELOW.

6100 PUPIL PERSONNEL	3242	6400 INSTR STAFF TRAINING	637	7700 CENTRAL SERVICES
6200 INSTRUCTIONAL MEDIA		7300 SCHOOL ADMINISTRATION		7900 OPERATION OF PLANT
6300 INSTR & CURR DEVLPMNT	19948	7400 FACILITIES ACQ-CONSTR		8100 MAINTENANCE OF PLANT
				8200 ADMIN. TECH. SERVICES
				6500 INSTR. TECH. SERVICES

FUND- 4
 SCHL- 0211 NICEVILLE SENIOR HIGH SCHOOL

PROGRAM CATEGORY	NBR	DIRECT						TOTAL DIRECT	SCHOOL INDIRECT	SCHOOL COST	DISTRICT INDIRECT	TOTAL
		SALARIES	BENEFITS	PURCHASED SERVICES	MATERIAL SUPPLIES	OTHER EXPENSES	CAPITAL OUTLAY					
9-12 BASIC	103	666	119	1108	5431	813	31379	39518	3053	42571	29922	72493
BASIC		666	119	1108	5431	813	31379	39518	3053	42571	29922	72493
ESOL	130			1	5		34	43	3	46	32	79
ESOL				1	5		34	43	3	46	32	79
9-12 BASIC W/ES	113	22964	11038	774	1678	306	9554	46317	53140	99458	52616	152074
ESE LEVEL 5	255	560	269	18	40	7	232	1129	1295	2425	1283	3708
ESE		23524	11307	793	1719	313	9787	47446	54436	101883	53899	155782
VOCATIONAL,6-12	300	68	12	114	561	84	3242	4083	315	4398	3091	7490
VOCATIONAL PGM		68	12	114	561	84	3242	4083	315	4398	3091	7490
TOTAL FOR FEFP		24261	11439	2017	7718	1211	44443	91091	57808	148900	86945	235846
FOOD SERVICE									675408		49809	
TRANSPORTATION											2786	

THOSE COSTS REPORTED IN THE COLUMN TITLED -SCHOOL INDIRECT- ARE DERIVED FROM TWO SOURCES: A) EXPENDITURES RECORDED BY SCHOOL AND B) SCHOOL LEVEL EXPENDITURES CENTRALLY RECORDED. FUNCTIONALLY DISTRIBUTED, THESE COSTS ARE AS REPORTED BELOW.

6100 PUPIL PERSONNEL	21659	6400 INSTR STAFF TRAINING	7700 CENTRAL SERVICES
6200 INSTRUCTIONAL MEDIA		7300 SCHOOL ADMINISTRATION	4235 7900 OPERATION OF PLANT
6300 INSTR & CURR DEVLPMNT	31912	7400 FACILITIES ACQ-CONSTR	8100 MAINTENANCE OF PLANT
			8200 ADMIN. TECH. SERVICES
			6500 INSTR. TECH. SERVICES

FUND- 4
 SCHL- 0222 NORTHWOOD ELEMENTARY

PROGRAM CATEGORY	NBR	DIRECT						TOTAL DIRECT	SCHOOL INDIRECT	SCHOOL COST	DISTRICT INDIRECT	TOTAL
		SALARIES	BENEFITS	PURCHASED SERVICES	MATERIAL SUPPLIES	OTHER EXPENSES	CAPITAL OUTLAY					
K-3 BASIC	101	155414	29209	47033	1855	1169	2113	236795	17120	253916	22706	276622
4-8 BASIC	102	8785	12514	20150	795	501	905	43652	7335	50987	9728	60716
BASIC		164199	41724	67183	2650	1670	3019	280448	24455	304904	32434	337338
ESOL	130	341	486	784	30	19	35	1698	285	1984	378	2362
ESOL		341	486	784	30	19	35	1698	285	1984	378	2362
PK-3 BASIC W/ES	111	30341	12629	8029	349	335	537	52223	11188	63412	12872	76285
4-8 BASIC W/ESE	112	14804	8582	5456	237	228	365	29674	7603	37277	8747	46024
ESE LEVEL 4	254	24905	6604	4198	182	175	281	36348	5851	42199	6731	48930
ESE		70051	27816	17684	769	739	1183	118245	24642	142888	28351	171240
TOTAL FOR FEFP		234593	70027	85652	3451	2429	4238	400392	49383	449776	61165	510942
FOOD SERVICE									342016		18071	
TRANSPORTATION											1380	

THOSE COSTS REPORTED IN THE COLUMN TITLED -SCHOOL INDIRECT- ARE DERIVED FROM TWO SOURCES: A) EXPENDITURES RECORDED BY SCHOOL AND B) SCHOOL LEVEL EXPENDITURES CENTRALLY RECORDED. FUNCTIONALLY DISTRIBUTED, THESE COSTS ARE AS REPORTED BELOW.

- | | | | |
|----------------------------|-------|----------------------------|----------------------------|
| 6100 PUPIL PERSONNEL | 2530 | 6400 INSTR STAFF TRAINING | 7700 CENTRAL SERVICES |
| 6200 INSTRUCTIONAL MEDIA | | 7300 SCHOOL ADMINISTRATION | 7900 OPERATION OF PLANT |
| 6300 INSTR & CURR DEVLPMNT | 46852 | 7400 FACILITIES ACQ-CONSTR | 8100 MAINTENANCE OF PLANT |
| | | | 8200 ADMIN. TECH. SERVICES |
| | | | 6500 INSTR. TECH. SERVICES |

FUND- 4
 SCHL- 0241 SILVER SANDS SCHOOL

PROGRAM CATEGORY	NBR	DIRECT						TOTAL DIRECT	SCHOOL INDIRECT	SCHOOL COST	DISTRICT INDIRECT	TOTAL
		SALARIES	BENEFITS	PURCHASED SERVICES	MATERIAL SUPPLIES	OTHER EXPENSES	CAPITAL OUTLAY					
4-8 BASIC W/ESE	112	1497	538	1	4	12	6	2062	108	2170	159	2329
ESE LEVEL 4	254	330783	119018	340	892	2833	1507	455376	23852	479228	35147	514376
ESE LEVEL 5	255	191962	69069	197	517	1644	874	264267	13841	278109	20397	298506
ESE		524244	188626	540	1414	4491	2389	721706	37801	759508	55703	815211
TOTAL FOR FEFP		524244	188626	540	1414	4491	2389	721706	37801	759508	55703	815211
FOOD SERVICE									88657		4028	
TRANSPORTATION											1127	

THOSE COSTS REPORTED IN THE COLUMN TITLED -SCHOOL INDIRECT- ARE DERIVED FROM TWO SOURCES: A) EXPENDITURES RECORDED BY SCHOOL AND B) SCHOOL LEVEL EXPENDITURES CENTRALLY RECORDED. FUNCTIONALLY DISTRIBUTED, THESE COSTS ARE AS REPORTED BELOW.

6100 PUPIL PERSONNEL	9628	6400 INSTR STAFF TRAINING	7700 CENTRAL SERVICES
6200 INSTRUCTIONAL MEDIA		7300 SCHOOL ADMINISTRATION	2604 7900 OPERATION OF PLANT
6300 INSTR & CURR DEVLPMNT	25567	7400 FACILITIES ACQ-CONSTR	8100 MAINTENANCE OF PLANT
			8200 ADMIN. TECH. SERVICES
			6500 INSTR. TECH. SERVICES

FUND- 4
 SCHL- 0251 RIVERSIDE ELEMENTARY

PROGRAM CATEGORY	NBR	DIRECT						TOTAL DIRECT	SCHOOL INDIRECT	SCHOOL COST	DISTRICT INDIRECT	TOTAL
		SALARIES	BENEFITS	PURCHASED SERVICES	MATERIAL SUPPLIES	OTHER EXPENSES	CAPITAL OUTLAY					
K-3 BASIC	101	59596	23840	46055	15865	992	8548	154898	48373	203271	22234	225506
4-8 BASIC	102	75857	8598	16610	5722	357	3083	110229	17446	127675	8019	135694
BASIC		135453	32439	62665	21588	1350	11631	265127	65819	330947	30253	361201
ESOL	130	932	954	1843	635	39	342	4747	1936	6684	890	7574
ESOL		932	954	1843	635	39	342	4747	1936	6684	890	7574
PK-3 BASIC W/ES	111	19546	12816	10456	3606	244	2153	48823	18829	67652	16763	84415
4-8 BASIC W/ESE	112	6718	4405	3594	1239	83	740	16782	6472	23254	5762	29016
ESE LEVEL 4	254	2213	1451	1183	408	27	243	5528	2132	7660	1898	9558
ESE		28479	18672	15234	5254	355	3137	71134	27433	98567	24423	122991
TOTAL FOR FEFP		164865	52066	79743	27478	1745	15110	341009	95189	436199	55566	491766
FOOD SERVICE									279714		16795	
TRANSPORTATION									3111		1293	

THOSE COSTS REPORTED IN THE COLUMN TITLED -SCHOOL INDIRECT- ARE DERIVED FROM TWO SOURCES: A) EXPENDITURES RECORDED BY SCHOOL AND B) SCHOOL LEVEL EXPENDITURES CENTRALLY RECORDED. FUNCTIONALLY DISTRIBUTED, THESE COSTS ARE AS REPORTED BELOW.

6100 PUPIL PERSONNEL	6617	6400 INSTR STAFF TRAINING	27274	7700 CENTRAL SERVICES
6200 INSTRUCTIONAL MEDIA	2494	7300 SCHOOL ADMINISTRATION	4871	7900 OPERATION OF PLANT
6300 INSTR & CURR DEVLPMNT	53929	7400 FACILITIES ACQ-CONSTR		8100 MAINTENANCE OF PLANT
				8200 ADMIN. TECH. SERVICES
				6500 INSTR. TECH. SERVICES

FUND- 4
 SCHL- 0271 PRYOR MIDDLE SCHOOL

PROGRAM CATEGORY	NBR	DIRECT							TOTAL DIRECT	SCHOOL INDIRECT	SCHOOL COST	DISTRICT INDIRECT	TOTAL
		SALARIES	BENEFITS	PURCHASED SERVICES	MATERIAL SUPPLIES	OTHER EXPENSES	CAPITAL OUTLAY						
4-8 BASIC	102	244	41	55	1539	145	7043	9070		9070	10992	20062	
BASIC		244	41	55	1539	145	7043	9070		9070	10992	20062	
ESOL	130	8	1	1	51	4	235	302		302	366	669	
ESOL		8	1	1	51	4	235	302		302	366	669	
4-8 BASIC W/ESE	112	19511	9201	200	524	248	2427	32113	37589	69703	20656	90360	
ESE LEVEL 4	254	564	266	5	15	7	70	928	1087	2016	597	2613	
ESE		20075	9467	206	539	256	2497	33042	38676	71719	21254	92973	
TOTAL FOR FEFP		20328	9510	263	2130	406	9776	42415	38676	81092	32613	113706	
FOOD SERVICE									249819		15771		
TRANSPORTATION											903		

THOSE COSTS REPORTED IN THE COLUMN TITLED -SCHOOL INDIRECT- ARE DERIVED FROM TWO SOURCES: A) EXPENDITURES RECORDED BY SCHOOL AND B) SCHOOL LEVEL EXPENDITURES CENTRALLY RECORDED. FUNCTIONALLY DISTRIBUTED, THESE COSTS ARE AS REPORTED BELOW.

6100 PUPIL PERSONNEL	20587	6400 INSTR STAFF TRAINING	7700 CENTRAL SERVICES
6200 INSTRUCTIONAL MEDIA		7300 SCHOOL ADMINISTRATION	7900 OPERATION OF PLANT
6300 INSTR & CURR DEVLPMNT	18088	7400 FACILITIES ACQ-CONSTR	8100 MAINTENANCE OF PLANT
			8200 ADMIN. TECH. SERVICES
			6500 INSTR. TECH. SERVICES

FUND- 4
 SCHL- 0281 WRIGHT ELEMENTARY

PROGRAM CATEGORY	NBR	DIRECT						TOTAL DIRECT	SCHOOL INDIRECT	SCHOOL COST	DISTRICT INDIRECT	TOTAL
		SALARIES	BENEFITS	PURCHASED SERVICES	MATERIAL SUPPLIES	OTHER EXPENSES	CAPITAL OUTLAY					
K-3 BASIC	101	233197	29101	42084	2382	593	16120	323479	14903	338382	18475	356858
4-8 BASIC	102	1037	9828	14213	804	200	5444	31528	5033	36562	6239	42801
BASIC		234235	38929	56298	3186	793	21565	355007	19937	374945	24715	399660
ESOL	130	437	4140	5988	338	84	2293	13283	2120	15404	2629	18033
ESOL		437	4140	5988	338	84	2293	13283	2120	15404	2629	18033
PK-3 BASIC W/ES	111	67114	27183	10227	614	200	4085	109426	26293	135719	14926	150646
4-8 BASIC W/ESE	112	42668	18857	7094	426	138	2833	72020	18239	90260	10354	100615
ESE LEVEL 4	254	59507	17118	6440	387	126	2572	86151	16557	102709	9399	112109
ESE		169290	63159	23763	1428	465	9491	267598	61091	328689	34681	363370
TOTAL FOR FEFP		403962	106229	86049	4954	1343	33350	635890	83148	719039	62025	781065
FOOD SERVICE									218578		15641	
TRANSPORTATION											1475	

THOSE COSTS REPORTED IN THE COLUMN TITLED -SCHOOL INDIRECT- ARE DERIVED FROM TWO SOURCES: A) EXPENDITURES RECORDED BY SCHOOL AND B) SCHOOL LEVEL EXPENDITURES CENTRALLY RECORDED. FUNCTIONALLY DISTRIBUTED, THESE COSTS ARE AS REPORTED BELOW.

6100 PUPIL PERSONNEL	17649	6400 INSTR STAFF TRAINING	7700 CENTRAL SERVICES
6200 INSTRUCTIONAL MEDIA		7300 SCHOOL ADMINISTRATION	7900 OPERATION OF PLANT
6300 INSTR & CURR DEVLPMNT	65498	7400 FACILITIES ACQ-CONSTR	8100 MAINTENANCE OF PLANT
			8200 ADMIN. TECH. SERVICES
			6500 INSTR. TECH. SERVICES

FUND- 4
 SCHL- 0431 SHALIMAR ELEMENTARY

PROGRAM CATEGORY	NBR	DIRECT						TOTAL DIRECT	SCHOOL INDIRECT	SCHOOL COST	DISTRICT INDIRECT	TOTAL
		SALARIES	BENEFITS	PURCHASED SERVICES	MATERIAL SUPPLIES	OTHER EXPENSES	CAPITAL OUTLAY					
K-3 BASIC	101	98986	27296	37874	8463	738	2211	175571	25862	201433	18285	219718
4-8 BASIC	102	15666	10580	14681	3280	286	857	45353	10025	55379	7087	62466
BASIC		114653	37877	52556	11744	1025	3069	220925	35887	256812	25373	282185
ESOL	130	2085	1408	1954	436	38	114	6036	1334	7370	943	8314
ESOL		2085	1408	1954	436	38	114	6036	1334	7370	943	8314
PK-3 BASIC W/ES	111	74906	21465	13555	3054	475	1087	114545	34300	148845	21731	170577
4-8 BASIC W/ESE	112	32814	9403	5938	1338	208	476	50179	15026	65205	9520	74725
ESE LEVEL 4	254	1660	475	300	67	10	24	2539	760	3300	481	3782
ESE		109382	31344	19794	4460	694	1588	167264	50087	217351	31733	249085
TOTAL FOR FEFP		226120	70630	74304	16641	1758	4771	394226	87308	481535	58050	539585
FOOD SERVICE									210028		15625	
TRANSPORTATION											1458	

THOSE COSTS REPORTED IN THE COLUMN TITLED -SCHOOL INDIRECT- ARE DERIVED FROM TWO SOURCES: A) EXPENDITURES RECORDED BY SCHOOL AND B) SCHOOL LEVEL EXPENDITURES CENTRALLY RECORDED. FUNCTIONALLY DISTRIBUTED, THESE COSTS ARE AS REPORTED BELOW.

6100 PUPIL PERSONNEL	19356	6400 INSTR STAFF TRAINING	24695	7700 CENTRAL SERVICES
6200 INSTRUCTIONAL MEDIA		7300 SCHOOL ADMINISTRATION	7462	7900 OPERATION OF PLANT
6300 INSTR & CURR DEVLPMNT	35792	7400 FACILITIES ACQ-CONSTR		8100 MAINTENANCE OF PLANT
				8200 ADMIN. TECH. SERVICES
				6500 INSTR. TECH. SERVICES

FUND- 4
 SCHL- 0541 ELLIOTT POINT ELEMENTARY

PROGRAM CATEGORY	NBR	DIRECT						TOTAL DIRECT	SCHOOL INDIRECT	SCHOOL COST	DISTRICT INDIRECT	TOTAL
		SALARIES	BENEFITS	PURCHASED SERVICES	MATERIAL SUPPLIES	OTHER EXPENSES	CAPITAL OUTLAY					
K-3 BASIC	101	119118	24990	41062	7462	1662	1660	195956	47992	243949	17833	261782
4-8 BASIC	102	18495	9144	15026	2730	608	607	46613	17562	64176	6525	70702
BASIC		137614	34135	56089	10193	2270	2267	242570	65555	308125	24358	332484
ESOL	130	5734	2835	4658	846	188	188	14451	5444	19896	2023	21919
ESOL		5734	2835	4658	846	188	188	14451	5444	19896	2023	21919
PK-3 BASIC W/ES	111	17674	8035	12629	2322	579	761	42001	31628	73630	18235	91865
4-8 BASIC W/ESE	112	12442	5702	8962	1648	411	540	29706	22444	52151	12940	65091
ESE LEVEL 4	254	1099	503	791	145	36	47	2623	1982	4606	1142	5749
ESE		31215	14241	22382	4115	1027	1349	74332	56054	130387	32318	162706
TOTAL FOR FEFP		174564	51211	83130	15156	3486	3805	331354	127054	458409	58700	517110
FOOD SERVICE									258101		16478	
TRANSPORTATION											1562	

THOSE COSTS REPORTED IN THE COLUMN TITLED -SCHOOL INDIRECT- ARE DERIVED FROM TWO SOURCES: A) EXPENDITURES RECORDED BY SCHOOL AND B) SCHOOL LEVEL EXPENDITURES CENTRALLY RECORDED. FUNCTIONALLY DISTRIBUTED, THESE COSTS ARE AS REPORTED BELOW.

6100 PUPIL PERSONNEL	9757	6400 INSTR STAFF TRAINING	33516	7700 CENTRAL SERVICES
6200 INSTRUCTIONAL MEDIA	14367	7300 SCHOOL ADMINISTRATION		7900 OPERATION OF PLANT
6300 INSTR & CURR DEVLPMNT	69411	7400 FACILITIES ACQ-CONSTR		8100 MAINTENANCE OF PLANT
				8200 ADMIN. TECH. SERVICES
				6500 INSTR. TECH. SERVICES

FUND- 4
 SCHL- 0561 MARY ESTHER ELEMENTARY

PROGRAM CATEGORY	NBR	DIRECT						TOTAL DIRECT	SCHOOL INDIRECT	SCHOOL COST	DISTRICT INDIRECT	TOTAL
		SALARIES	BENEFITS	PURCHASED SERVICES	MATERIAL SUPPLIES	OTHER EXPENSES	CAPITAL OUTLAY					
K-3 BASIC	101	86423	28256	37289	3744	1110	2417	159242	26664	185906	18002	203909
4-8 BASIC	102	11650	9353	12343	1239	367	800	35754	8826	44581	5959	50540
BASIC		98074	37609	49633	4983	1478	3217	194997	35490	230488	23961	254450
ESOL	130	1910	1534	2024	203	60	131	5864	1447	7312	977	8289
ESOL		1910	1534	2024	203	60	131	5864	1447	7312	977	8289
PK-3 BASIC W/ES	111	94699	24466	15021	1558	707	1300	137753	24529	162283	24082	186366
4-8 BASIC W/ESE	112	10617	6809	4180	433	196	362	22600	6826	29426	6702	36129
ESE LEVEL 4	254	2076	1331	817	84	38	70	4418	1334	5753	1310	7064
ESE		107392	32606	20019	2077	942	1733	164772	32691	197464	32095	229559
TOTAL FOR FEFP		207377	71750	71677	7264	2481	5082	365634	69629	435264	57034	492299
FOOD SERVICE									247402		15275	
TRANSPORTATION									1901		1306	

THOSE COSTS REPORTED IN THE COLUMN TITLED -SCHOOL INDIRECT- ARE DERIVED FROM TWO SOURCES: A) EXPENDITURES RECORDED BY SCHOOL AND B) SCHOOL LEVEL EXPENDITURES CENTRALLY RECORDED. FUNCTIONALLY DISTRIBUTED, THESE COSTS ARE AS REPORTED BELOW.

6100 PUPIL PERSONNEL	4608	6400 INSTR STAFF TRAINING	2746	7700 CENTRAL SERVICES
6200 INSTRUCTIONAL MEDIA		7300 SCHOOL ADMINISTRATION		7900 OPERATION OF PLANT
6300 INSTR & CURR DEVLPMNT	62273	7400 FACILITIES ACQ-CONSTR		8100 MAINTENANCE OF PLANT
				8200 ADMIN. TECH. SERVICES
				6500 INSTR. TECH. SERVICES

FUND- 4
 SCHL- 0571 PLEW ELEMENTARY

PROGRAM CATEGORY	NBR	DIRECT						TOTAL DIRECT	SCHOOL INDIRECT	SCHOOL COST	DISTRICT INDIRECT	TOTAL
		SALARIES	BENEFITS	PURCHASED SERVICES	MATERIAL SUPPLIES	OTHER EXPENSES	CAPITAL OUTLAY					
K-3 BASIC	101	192	32	43	1206	114	1428	3017	8186	11203	8620	19824
4-8 BASIC	102	90	15	20	569	53	673	1422	3859	5282	4064	9346
BASIC		282	48	63	1776	167	2101	4440	12046	16486	12685	29171
ESOL	130	2			12	1	15	32	87	119	92	212
ESOL		2			12	1	15	32	87	119	92	212
PK-3 BASIC W/ES 111		100	16	132	346	49	584	1229	13756	14986	13633	28620
4-8 BASIC W/ESE 112		56	9	73	193	27	327	687	7696	8384	7627	16011
ESE		156	25	206	539	77	912	1917	21453	23370	21261	44631
TOTAL FOR FEFP		441	74	270	2328	246	3028	6389	33586	39976	34038	74015
FOOD SERVICE									229891		17735	
TRANSPORTATION											908	

THOSE COSTS REPORTED IN THE COLUMN TITLED -SCHOOL INDIRECT- ARE DERIVED FROM TWO SOURCES: A) EXPENDITURES RECORDED BY SCHOOL AND B) SCHOOL LEVEL EXPENDITURES CENTRALLY RECORDED. FUNCTIONALLY DISTRIBUTED, THESE COSTS ARE AS REPORTED BELOW.

6100 PUPIL PERSONNEL	6400 INSTR STAFF TRAINING	7700 CENTRAL SERVICES
6200 INSTRUCTIONAL MEDIA	7300 SCHOOL ADMINISTRATION	7900 OPERATION OF PLANT
6300 INSTR & CURR DEVLPMNT	7400 FACILITIES ACQ-CONSTR	8100 MAINTENANCE OF PLANT
		8200 ADMIN. TECH. SERVICES
		6500 INSTR. TECH. SERVICES

FUND- 4
 SCHL- 0581 CHOCTAWHATCHEE HIGH

PROGRAM CATEGORY	NBR	DIRECT							TOTAL DIRECT	SCHOOL INDIRECT	SCHOOL COST	DISTRICT INDIRECT	TOTAL
		SALARIES	BENEFITS	PURCHASED SERVICES	MATERIAL SUPPLIES	OTHER EXPENSES	CAPITAL OUTLAY						
4-8 BASIC	102				4			14	20		24	44	
9-12 BASIC	103	610	104	137	5227	362	16950	23393	23393	27420	50814		
BASIC		611	104	137	5231	362	16965	23414	23414	27444	50859		
ESOL	130	9	1	2	81	5	264	364	364	427	792		
ESOL		9	1	2	81	5	264	364	364	427	792		
9-12 BASIC W/ES	113	30640	15380	351	1209	131	4132	51845	63042	114888	36264	151152	
ESE LEVEL 4	254	343	172	3	13	1	46	581	706	1287	406	1694	
ESE LEVEL 5	255	1644	825	18	64	7	221	2783	3384	6167	1946	8113	
ESE		32628	16378	374	1287	140	4401	55210	67132	122343	38617	160960	
VOCATIONAL,6-12	300	38	6	8	327	22	1061	1465		1465	1717	3182	
VOCATIONAL PGM		38	6	8	327	22	1061	1465		1465	1717	3182	
TOTAL FOR FEFP		33287	16490	523	6928	531	22692	80454	67132	147587	68206	215794	
FOOD SERVICE									393972		42329		
TRANSPORTATION											1923		

THOSE COSTS REPORTED IN THE COLUMN TITLED -SCHOOL INDIRECT- ARE DERIVED FROM TWO SOURCES: A) EXPENDITURES RECORDED BY SCHOOL AND B) SCHOOL LEVEL EXPENDITURES CENTRALLY RECORDED. FUNCTIONALLY DISTRIBUTED, THESE COSTS ARE AS REPORTED BELOW.

6100 PUPIL PERSONNEL	12867	6400 INSTR STAFF TRAINING	7700 CENTRAL SERVICES
6200 INSTRUCTIONAL MEDIA		7300 SCHOOL ADMINISTRATION	7900 OPERATION OF PLANT
6300 INSTR & CURR DEVLPMNT	54264	7400 FACILITIES ACQ-CONSTR	8100 MAINTENANCE OF PLANT
			8200 ADMIN. TECH. SERVICES
			6500 INSTR. TECH. SERVICES

FUND- 4
 SCHL- 0601 CRESTVIEW SENIOR HIGH

PROGRAM CATEGORY	NBR	DIRECT						TOTAL DIRECT	SCHOOL INDIRECT	SCHOOL COST	DISTRICT INDIRECT	TOTAL
		SALARIES	BENEFITS	PURCHASED SERVICES	MATERIAL SUPPLIES	OTHER EXPENSES	CAPITAL OUTLAY					
K-3 BASIC	101	1		7	47	1	89	148	14	162	88	251
9-12 BASIC	103	622	106	2480	15037	369	28149	46765	4660	51426	27930	79357
BASIC		624	106	2488	15085	370	28238	46913	4675	51588	28019	79608
ESOL	130	3		14	90	2	169	282	28	310	168	478
ESOL		3		14	90	2	169	282	28	310	168	478
9-12 BASIC W/ES	113	19585	10424	896	3449	142	6869	41367	48727	90095	39214	129310
ESE LEVEL 4	254	270	143	12	47	1	94	570	672	1243	541	1784
ESE LEVEL 5	255	1638	341	29	113	4	225	2352	1597	3949	1285	5235
ESE		21494	10910	938	3609	148	7189	44290	50997	95288	41041	136329
VOCATIONAL,6-12	300	79	13	315	1911	46	3579	5946	592	6538	3551	10090
VOCATIONAL PGM		79	13	315	1911	46	3579	5946	592	6538	3551	10090
TOTAL FOR FEFP		22201	11030	3756	20697	568	39177	97432	56293	153726	72780	226506
FOOD SERVICE									541955		49010	
TRANSPORTATION									247		2066	

THOSE COSTS REPORTED IN THE COLUMN TITLED -SCHOOL INDIRECT- ARE DERIVED FROM TWO SOURCES: A) EXPENDITURES RECORDED BY SCHOOL AND B) SCHOOL LEVEL EXPENDITURES CENTRALLY RECORDED. FUNCTIONALLY DISTRIBUTED, THESE COSTS ARE AS REPORTED BELOW.

- | | | |
|----------------------------|----------------------------------|------------------------------|
| 6100 PUPIL PERSONNEL | 6400 INSTR STAFF TRAINING | 7700 CENTRAL SERVICES |
| 6200 INSTRUCTIONAL MEDIA | 7300 SCHOOL ADMINISTRATION | 6196 7900 OPERATION OF PLANT |
| 6300 INSTR & CURR DEVLPMNT | 50096 7400 FACILITIES ACQ-CONSTR | 8100 MAINTENANCE OF PLANT |
| | | 8200 ADMIN. TECH. SERVICES |
| | | 6500 INSTR. TECH. SERVICES |

FUND- 4
 SCHL- 0621 KENWOOD ELEMENTARY

PROGRAM CATEGORY	NBR	DIRECT							TOTAL DIRECT	SCHOOL INDIRECT	SCHOOL COST	DISTRICT INDIRECT	TOTAL
		SALARIES	BENEFITS	PURCHASED SERVICES	MATERIAL SUPPLIES	OTHER EXPENSES	CAPITAL OUTLAY						
K-3 BASIC	101	202	34	45	1269	119	1502	3174	21122	24296	9069	33366	
4-8 BASIC	102	60	10	13	381	36	451	953	6344	7298	2724	10022	
BASIC		262	44	59	1651	155	1954	4128	27466	31595	11794	43389	
ESOL	130	3			23	2	27	58	390	449	167	616	
ESOL		3			23	2	27	58	390	449	167	616	
PK-3 BASIC W/ES	111	61544	23856	151	396	571	669	87190	23372	110562	15612	126175	
4-8 BASIC W/ESE	112	30434	11797	74	196	282	331	43116	11558	54674	7720	62395	
ESE LEVEL 4	254	19440	7535	47	125	180	211	27540	7382	34923	4931	39855	
ESE		111419	43189	274	717	1034	1212	157847	42313	200161	28264	228425	
TOTAL FOR FEFP		111685	43235	334	2392	1192	3194	162034	70170	232205	40226	272432	
FOOD SERVICE									220893		16469		
TRANSPORTATION											824		

THOSE COSTS REPORTED IN THE COLUMN TITLED -SCHOOL INDIRECT- ARE DERIVED FROM TWO SOURCES: A) EXPENDITURES RECORDED BY SCHOOL AND B) SCHOOL LEVEL EXPENDITURES CENTRALLY RECORDED. FUNCTIONALLY DISTRIBUTED, THESE COSTS ARE AS REPORTED BELOW.

- | | | |
|----------------------------|----------------------------------|----------------------------|
| 6100 PUPIL PERSONNEL | 6400 INSTR STAFF TRAINING | 7700 CENTRAL SERVICES |
| 6200 INSTRUCTIONAL MEDIA | 7300 SCHOOL ADMINISTRATION | 7900 OPERATION OF PLANT |
| 6300 INSTR & CURR DEVLPMNT | 70170 7400 FACILITIES ACQ-CONSTR | 8100 MAINTENANCE OF PLANT |
| | | 8200 ADMIN. TECH. SERVICES |
| | | 6500 INSTR. TECH. SERVICES |

FUND- 4
 SCHL- 0631 FLOROSA ELEMENTARY SCHOOL

PROGRAM CATEGORY	NBR	DIRECT						TOTAL DIRECT	SCHOOL INDIRECT	SCHOOL COST	DISTRICT INDIRECT	TOTAL
		SALARIES	BENEFITS	PURCHASED SERVICES	MATERIAL SUPPLIES	OTHER EXPENSES	CAPITAL OUTLAY					
K-3 BASIC	101	160	27	36	1010	95	1195	2526	21557	24084	7218	31302
4-8 BASIC	102	53	9	12	337	31	399	844	7201	8045	2411	10457
BASIC		214	36	48	1348	127	1595	3370	28759	32129	9629	41759
ESOL	130	9	1	2	59	5	70	149	1271	1420	425	1846
ESOL		9	1	2	59	5	70	149	1271	1420	425	1846
PK-3 BASIC W/ES	111	24974	15331	220	576	193	974	42272	20657	62929	22723	85652
4-8 BASIC W/ESE	112	6512	3998	57	150	50	254	11023	5386	16410	5925	22336
ESE LEVEL 4	254	266	163	2	6	2	10	450	220	671	242	913
ESE LEVEL 5	255	333	204	2	7	2	13	564	276	840	303	1144
ESE		32087	19698	283	741	248	1252	54311	26540	80852	29194	110047
TOTAL FOR FEFP		32311	19736	333	2149	381	2918	57831	56570	114402	39250	153652
FOOD SERVICE									222838		13921	
TRANSPORTATION											673	

THOSE COSTS REPORTED IN THE COLUMN TITLED -SCHOOL INDIRECT- ARE DERIVED FROM TWO SOURCES: A) EXPENDITURES RECORDED BY SCHOOL AND B) SCHOOL LEVEL EXPENDITURES CENTRALLY RECORDED. FUNCTIONALLY DISTRIBUTED, THESE COSTS ARE AS REPORTED BELOW.

- | | | |
|----------------------------|----------------------------------|----------------------------|
| 6100 PUPIL PERSONNEL | 6400 INSTR STAFF TRAINING | 7700 CENTRAL SERVICES |
| 6200 INSTRUCTIONAL MEDIA | 7300 SCHOOL ADMINISTRATION | 7900 OPERATION OF PLANT |
| 6300 INSTR & CURR DEVLPMNT | 56570 7400 FACILITIES ACQ-CONSTR | 8100 MAINTENANCE OF PLANT |
| | | 8200 ADMIN. TECH. SERVICES |
| | | 6500 INSTR. TECH. SERVICES |

FUND- 4
 SCHL- 0641 FORT WALTON BEACH HIGH

PROGRAM CATEGORY	NBR	DIRECT							TOTAL DIRECT	SCHOOL INDIRECT	SCHOOL COST	DISTRICT INDIRECT	TOTAL
		SALARIES	BENEFITS	PURCHASED SERVICES	MATERIAL SUPPLIES	OTHER EXPENSES	CAPITAL OUTLAY						
9-12 BASIC	103	720	122	2795	10119	427	25694	39881	3240	43122	32345	75467	
BASIC		720	122	2795	10119	427	25694	39881	3240	43122	32345	75467	
ESOL	130	8	1	32	116	4	296	460	37	498	373	872	
ESOL		8	1	32	116	4	296	460	37	498	373	872	
9-12 BASIC W/ES	113	21681	4013	708	1656	114	4465	32640	56965	89605	31526	121131	
ESE LEVEL 5	255	235	43	7	18	1	48	354	619	974	342	1317	
ESE		21917	4057	716	1674	115	4513	32995	57584	90579	31868	122448	
VOCATIONAL,6-12	300	48	8	190	687	29	1746	2710	220	2931	2198	5130	
VOCATIONAL PGM		48	8	190	687	29	1746	2710	220	2931	2198	5130	
TOTAL FOR FEFP		22695	4189	3734	12598	577	32252	76048	61082	137131	66787	203918	
FOOD SERVICE									312368		47426		
TRANSPORTATION											1689		

THOSE COSTS REPORTED IN THE COLUMN TITLED -SCHOOL INDIRECT- ARE DERIVED FROM TWO SOURCES: A) EXPENDITURES RECORDED BY SCHOOL AND B) SCHOOL LEVEL EXPENDITURES CENTRALLY RECORDED. FUNCTIONALLY DISTRIBUTED, THESE COSTS ARE AS REPORTED BELOW.

- | | | |
|----------------------------|----------------------------------|----------------------------|
| 6100 PUPIL PERSONNEL | 6400 INSTR STAFF TRAINING | 7700 CENTRAL SERVICES |
| 6200 INSTRUCTIONAL MEDIA | 7300 SCHOOL ADMINISTRATION | 7900 OPERATION OF PLANT |
| 6300 INSTR & CURR DEVLPMNT | 61082 7400 FACILITIES ACQ-CONSTR | 8100 MAINTENANCE OF PLANT |
| | | 8200 ADMIN. TECH. SERVICES |
| | | 6500 INSTR. TECH. SERVICES |

FUND- 4
 SCHL- 0651 BRUNER MIDDLE SCHOOL

PROGRAM CATEGORY	NBR	DIRECT							TOTAL DIRECT	SCHOOL INDIRECT	SCHOOL COST	DISTRICT INDIRECT	TOTAL
		SALARIES	BENEFITS	PURCHASED SERVICES	MATERIAL SUPPLIES	OTHER EXPENSES	CAPITAL OUTLAY						
4-8 BASIC	102	315	53	71	2952	187	5046	8627		8627	14183	22810	
BASIC		315	53	71	2952	187	5046	8627		8627	14183	22810	
ESOL	130	5		1	47	3	80	138		138	227	365	
ESOL		5		1	47	3	80	138		138	227	365	
4-8 BASIC W/ESE	112	96194	37558	297	1105	111	2228	137495	18501	155996	30629	186626	
ESE LEVEL 5	255	316	150	1	4		8	481	73	555	122	677	
ESE		96511	37708	298	1109	111	2237	137977	18574	156552	30752	187304	
TOTAL FOR FEFP		96832	37763	370	4109	302	7364	146742	18574	165317	45162	210480	
FOOD SERVICE									313140		21397		
TRANSPORTATION											1118		

THOSE COSTS REPORTED IN THE COLUMN TITLED -SCHOOL INDIRECT- ARE DERIVED FROM TWO SOURCES: A) EXPENDITURES RECORDED BY SCHOOL AND B) SCHOOL LEVEL EXPENDITURES CENTRALLY RECORDED. FUNCTIONALLY DISTRIBUTED, THESE COSTS ARE AS REPORTED BELOW.

6100 PUPIL PERSONNEL	6400 INSTR STAFF TRAINING	7700 CENTRAL SERVICES
6200 INSTRUCTIONAL MEDIA	7300 SCHOOL ADMINISTRATION	7900 OPERATION OF PLANT
6300 INSTR & CURR DEVLPMNT	18574 7400 FACILITIES ACQ-CONSTR	8100 MAINTENANCE OF PLANT
		8200 ADMIN. TECH. SERVICES
		6500 INSTR. TECH. SERVICES

FUND- 4
 SCHL- 0671 LEWIS MIDDLE SCHOOL

PROGRAM CATEGORY	NBR	DIRECT							TOTAL DIRECT	SCHOOL INDIRECT	SCHOOL COST	DISTRICT INDIRECT	TOTAL
		SALARIES	BENEFITS	PURCHASED SERVICES	MATERIAL SUPPLIES	OTHER EXPENSES	CAPITAL OUTLAY						
K-3 BASIC	101	76	13	17	480	45	568	1200	369	1569	3429	4998	
4-8 BASIC	102	202	34	45	1275	120	1509	3189	982	4171	9111	13282	
BASIC		279	47	63	1755	165	2077	4389	1351	5741	12540	18281	
ESOL	130	7	1	1	47	4	55	118	36	154	337	491	
ESOL		7	1	1	47	4	55	118	36	154	337	491	
PK-3 BASIC W/ES	111	152043	76404	229	599	1294	1013	231584	30721	262306	23626	285933	
4-8 BASIC W/ESE	112	181493	82335	246	646	1394	1092	267209	33106	300316	25460	325776	
ESE LEVEL 4	254	31619	8741	26	68	148	115	40720	3515	44235	2703	46938	
ESE LEVEL 5	255	318	197		1	3	2	524	79	604	61	665	
ESE		365475	167680	502	1316	2840	2224	540039	67422	607462	51852	659314	
TOTAL FOR FEFP		365762	167729	567	3119	3010	4357	544547	68810	613358	64729	678087	
FOOD SERVICE									336388		17880		
TRANSPORTATION											1321		

THOSE COSTS REPORTED IN THE COLUMN TITLED -SCHOOL INDIRECT- ARE DERIVED FROM TWO SOURCES: A) EXPENDITURES RECORDED BY SCHOOL AND B) SCHOOL LEVEL EXPENDITURES CENTRALLY RECORDED. FUNCTIONALLY DISTRIBUTED, THESE COSTS ARE AS REPORTED BELOW.

6100 PUPIL PERSONNEL	6400 INSTR STAFF TRAINING	7700 CENTRAL SERVICES
6200 INSTRUCTIONAL MEDIA	7300 SCHOOL ADMINISTRATION	2265 7900 OPERATION OF PLANT
6300 INSTR & CURR DEVLPMNT	66544 7400 FACILITIES ACQ-CONSTR	8100 MAINTENANCE OF PLANT
		8200 ADMIN. TECH. SERVICES
		6500 INSTR. TECH. SERVICES

FUND- 4
 SCHL- 0681 LONGWOOD ELEMENTARY SCHOOL

PROGRAM CATEGORY	NBR	DIRECT						TOTAL DIRECT	SCHOOL INDIRECT	SCHOOL COST	DISTRICT INDIRECT	TOTAL
		SALARIES	BENEFITS	PURCHASED SERVICES	MATERIAL SUPPLIES	OTHER EXPENSES	CAPITAL OUTLAY					
K-3 BASIC	101	121739	25204	37409	4514	366	1681	190916	36633	227549	18060	245609
4-8 BASIC	102	57661	9273	13763	1661	134	618	83112	13477	96590	6644	103234
BASIC		179401	34477	51172	6175	501	2299	274028	50110	324139	24705	348844
ESOL	130	4094	3782	5614	677	54	252	14475	5497	19973	2710	22683
ESOL		4094	3782	5614	677	54	252	14475	5497	19973	2710	22683
PK-3 BASIC W/ES	111	4132	3795	5694	704	66	381	14775	18708	33484	9129	42613
4-8 BASIC W/ESE	112	1596	1465	2199	272	25	147	5706	7225	12932	3525	16458
ESE LEVEL 4	254	78	72	108	13	1	7	280	355	635	173	809
ESE		5807	5333	8001	990	94	535	20763	26289	47053	12828	59881
TOTAL FOR FEFP		189302	43593	64788	7843	650	3087	309267	81897	391165	40244	431409
FOOD SERVICE									181483		13614	
TRANSPORTATION											844	

THOSE COSTS REPORTED IN THE COLUMN TITLED -SCHOOL INDIRECT- ARE DERIVED FROM TWO SOURCES: A) EXPENDITURES RECORDED BY SCHOOL AND B) SCHOOL LEVEL EXPENDITURES CENTRALLY RECORDED. FUNCTIONALLY DISTRIBUTED, THESE COSTS ARE AS REPORTED BELOW.

6100 PUPIL PERSONNEL	2863	6400 INSTR STAFF TRAINING	31163	7700 CENTRAL SERVICES
6200 INSTRUCTIONAL MEDIA		7300 SCHOOL ADMINISTRATION		7900 OPERATION OF PLANT
6300 INSTR & CURR DEVLPMNT	47869	7400 FACILITIES ACQ-CONSTR		8100 MAINTENANCE OF PLANT
				8200 ADMIN. TECH. SERVICES
				6500 INSTR. TECH. SERVICES

FUND- 4
 SCHL- 0701 OKALOOSA APPLIED TECHNOLOGY CR

PROGRAM CATEGORY	NBR	DIRECT							SCHOOL INDIRECT	SCHOOL COST	DISTRICT INDIRECT	TOTAL
		SALARIES	BENEFITS	PURCHASED SERVICES	MATERIAL SUPPLIES	OTHER EXPENSES	CAPITAL OUTLAY	TOTAL DIRECT				
9-12 BASIC	103	67	11	525	4902	153157	16587	175252	175252	3038	178290	
BASIC		67	11	525	4902	153157	16587	175252	175252	3038	178290	
ESOL	130			1	14	445	48	510	510	8	519	
ESOL				1	14	445	48	510	510	8	519	
PK-3 BASIC W/ES	111	2		12	91	2830	312	3251	1205	4456	4814	
4-8 BASIC W/ESE	112	16	2	81	582	17953	1982	20619	7646	28266	30533	
9-12 BASIC W/ES	113	73	11	358	2552	78716	8691	90404	33526	123930	133872	
ESE LEVEL 5	255			4	33	1027	113	1180	437	1617	1747	
ESE		93	15	457	3260	100528	11099	115455	42815	158271	170967	
VOCATIONAL,6-12	300	49	8	385	3598	112411	12174	128627		128627	2230	
VOCATIONAL PGM		49	8	385	3598	112411	12174	128627		128627	2230	
AGRISCIENCE & N	351	8	1	66	620	19384	2099	22181		22181	384	
BUSINESS EDUCAT	352	12	2	99	930	29076	3149	33271		33271	576	
HEALTH SCIENCE	354	58	9	452	4221	131892	14284	150919		150919	2616	
INDUSTRIAL	355	72	12	564	5274	164769	17845	188538		188538	3269	
ADULT PGM		152	26	1183	11047	345123	37378	394910		394910	6847	
VOCATIONAL PREP	405	7	1	55	518	16205	1755	18543		18543	321	
ADULT HANDICAP		7	1	55	518	16205	1755	18543		18543	321	
TOTAL FOR FEFP		370	62	2608	23340	727872	79043	833299	42815	876115	25142	
FOOD SERVICE									32618		7258	
TRANSPORTATION											567	

THOSE COSTS REPORTED IN THE COLUMN TITLED -SCHOOL INDIRECT- ARE DERIVED FROM TWO SOURCES: A) EXPENDITURES RECORDED BY SCHOOL AND B) SCHOOL LEVEL EXPENDITURES CENTRALLY RECORDED. FUNCTIONALLY DISTRIBUTED, THESE COSTS ARE AS REPORTED BELOW.

6100 PUPIL PERSONNEL	5723	6400 INSTR STAFF TRAINING	7700 CENTRAL SERVICES
6200 INSTRUCTIONAL MEDIA		7300 SCHOOL ADMINISTRATION	7900 OPERATION OF PLANT
6300 INSTR & CURR DEVLPMNT	37091	7400 FACILITIES ACQ-CONSTR	8100 MAINTENANCE OF PLANT
			8200 ADMIN. TECH. SERVICES
			6500 INSTR. TECH. SERVICES

FUND- 4
 SCHL- 0731 WALKER ELEMENTARY

PROGRAM CATEGORY	NBR	DIRECT							TOTAL DIRECT	SCHOOL INDIRECT	SCHOOL COST	DISTRICT INDIRECT	TOTAL
		SALARIES	BENEFITS	PURCHASED SERVICES	MATERIAL SUPPLIES	OTHER EXPENSES	CAPITAL OUTLAY						
K-3 BASIC	101	168329	28960	56307	16094	937	6010	276640	28821	305462	24548	330010	
4-8 BASIC	102	13703	10772	20944	5986	348	2235	53990	10720	64711	9131	73842	
BASIC		182032	39733	77252	22081	1285	8246	330631	39542	370173	33679	403853	
ESOL	130	157	123	240	68	4	25	620	123	743	104	848	
ESOL		157	123	240	68	4	25	620	123	743	104	848	
PK-3 BASIC W/ES	111	35342	15259	12882	3695	236	1622	69039	23160	92199	18673	110872	
4-8 BASIC W/ESE	112	21993	7863	6639	1904	121	836	39358	11935	51294	9623	60917	
ESE LEVEL 4	254	1937	938	792	227	14	99	4010	1424	5435	1148	6584	
ESE		59272	24061	20314	5827	372	2559	112408	36520	148929	29444	178374	
TOTAL FOR FEFP		241463	63918	97807	27977	1662	10831	443660	76185	519846	63229	583076	
FOOD SERVICE									272104		19338		
TRANSPORTATION											1577		

THOSE COSTS REPORTED IN THE COLUMN TITLED -SCHOOL INDIRECT- ARE DERIVED FROM TWO SOURCES: A) EXPENDITURES RECORDED BY SCHOOL AND B) SCHOOL LEVEL EXPENDITURES CENTRALLY RECORDED. FUNCTIONALLY DISTRIBUTED, THESE COSTS ARE AS REPORTED BELOW.

6100 PUPIL PERSONNEL	4578	6400 INSTR STAFF TRAINING	12970	7700 CENTRAL SERVICES
6200 INSTRUCTIONAL MEDIA		7300 SCHOOL ADMINISTRATION		7900 OPERATION OF PLANT
6300 INSTR & CURR DEVLPMNT	58635	7400 FACILITIES ACQ-CONSTR		8100 MAINTENANCE OF PLANT
				8200 ADMIN. TECH. SERVICES
				6500 INSTR. TECH. SERVICES

FUND- 4
 SCHL- 0741 BLUEWATER ELEMENTARY

PROGRAM CATEGORY	NBR	DIRECT						TOTAL DIRECT	SCHOOL INDIRECT	SCHOOL COST	DISTRICT INDIRECT	TOTAL
		SALARIES	BENEFITS	PURCHASED SERVICES	MATERIAL SUPPLIES	OTHER EXPENSES	CAPITAL OUTLAY					
K-3 BASIC	101	229	39	51	1443	136	1708	3609	17171	20780	10312	31093
4-8 BASIC	102	81	13	18	514	48	608	1286	6117	7404	3674	11078
BASIC		311	53	70	1958	184	2317	4895	23289	28185	13987	42172
ESOL	130	5		1	33	3	39	83	398	482	239	722
ESOL		5		1	33	3	39	83	398	482	239	722
PK-3 BASIC W/ES 111		119	19	157	411	58	694	1460	16537	17998	16197	34195
4-8 BASIC W/ESE 112		79	12	104	273	39	462	971	11005	11977	10778	22755
ESE		198	32	261	684	97	1157	2432	27542	29975	26976	56951
TOTAL FOR FEFP		515	86	333	2676	286	3514	7412	51230	58643	41203	99846
FOOD SERVICE									198116		20610	
TRANSPORTATION											1376	

THOSE COSTS REPORTED IN THE COLUMN TITLED -SCHOOL INDIRECT- ARE DERIVED FROM TWO SOURCES: A) EXPENDITURES RECORDED BY SCHOOL AND B) SCHOOL LEVEL EXPENDITURES CENTRALLY RECORDED. FUNCTIONALLY DISTRIBUTED, THESE COSTS ARE AS REPORTED BELOW.

6100 PUPIL PERSONNEL	6400 INSTR STAFF TRAINING	7700 CENTRAL SERVICES
6200 INSTRUCTIONAL MEDIA	7300 SCHOOL ADMINISTRATION	7900 OPERATION OF PLANT
6300 INSTR & CURR DEVLPMNT	7400 FACILITIES ACQ-CONSTR	8100 MAINTENANCE OF PLANT
		8200 ADMIN. TECH. SERVICES
		6500 INSTR. TECH. SERVICES

FUND- 4
 SCHL- 0751 ANTIOCH ELEMENTARY

PROGRAM CATEGORY	NBR	DIRECT						TOTAL DIRECT	SCHOOL INDIRECT	SCHOOL COST	DISTRICT INDIRECT	TOTAL
		SALARIES	BENEFITS	PURCHASED SERVICES	MATERIAL SUPPLIES	OTHER EXPENSES	CAPITAL OUTLAY					
K-3 BASIC	101	282	48	63	1776	167	2102	4440	16882	21323	12687	34010
4-8 BASIC	102	109	18	24	690	65	816	1725	6559	8284	4929	13213
BASIC		392	66	88	2466	232	2918	6166	23441	29607	17616	47224
ESOL	130	2			16	1	19	40	154	195	116	311
ESOL		2			16	1	19	40	154	195	116	311
PK-3 BASIC W/ES 111		116	80	153	401	57	677	1486	17467	18953	15803	34756
4-8 BASIC W/ESE 112		556	40	77	203	29	343	1250	8841	10092	7999	18091
ESE		673	120	230	604	86	1021	2736	26308	29045	23803	52848
TOTAL FOR FEFP		1068	187	319	3087	320	3959	8943	49904	58848	41536	100384
FOOD SERVICE									260988		24857	
TRANSPORTATION											946	

THOSE COSTS REPORTED IN THE COLUMN TITLED -SCHOOL INDIRECT- ARE DERIVED FROM TWO SOURCES: A) EXPENDITURES RECORDED BY SCHOOL AND B) SCHOOL LEVEL EXPENDITURES CENTRALLY RECORDED. FUNCTIONALLY DISTRIBUTED, THESE COSTS ARE AS REPORTED BELOW.

- | | | |
|----------------------------|----------------------------|----------------------------|
| 6100 PUPIL PERSONNEL | 6400 INSTR STAFF TRAINING | 7700 CENTRAL SERVICES |
| 6200 INSTRUCTIONAL MEDIA | 7300 SCHOOL ADMINISTRATION | 7900 OPERATION OF PLANT |
| 6300 INSTR & CURR DEVLPMNT | 7400 FACILITIES ACQ-CONSTR | 8100 MAINTENANCE OF PLANT |
| | | 8200 ADMIN. TECH. SERVICES |
| | | 6500 INSTR. TECH. SERVICES |

FUND- 4
 SCHL- 0761 DAVIDSON MIDDLE SCHOOL

PROGRAM CATEGORY	NBR	DIRECT							TOTAL DIRECT	SCHOOL INDIRECT	SCHOOL COST	DISTRICT INDIRECT	TOTAL
		SALARIES	BENEFITS	PURCHASED SERVICES	MATERIAL SUPPLIES	OTHER EXPENSES	CAPITAL OUTLAY						
4-8 BASIC	102												
BASIC													
ESOL	130												
ESOL													
4-8 BASIC W/ESE	112	54693	16942	211	80	36	401	72366	16561	88927	20035	108963	
ESE LEVEL 5	255	254	80	1			1	338	78	416	94	511	
ESE		54948	17022	212	81	37	402	72704	16639	89344	20130	109475	
TOTAL FOR FEFP		54948	17022	212	81	37	402	72704	16639	89344	20130	109475	
FOOD SERVICE									296474		23461		
TRANSPORTATION											1106		

THOSE COSTS REPORTED IN THE COLUMN TITLED -SCHOOL INDIRECT- ARE DERIVED FROM TWO SOURCES: A) EXPENDITURES RECORDED BY SCHOOL AND B) SCHOOL LEVEL EXPENDITURES CENTRALLY RECORDED. FUNCTIONALLY DISTRIBUTED, THESE COSTS ARE AS REPORTED BELOW.

- | | | |
|----------------------------|----------------------------------|----------------------------|
| 6100 PUPIL PERSONNEL | 6400 INSTR STAFF TRAINING | 7700 CENTRAL SERVICES |
| 6200 INSTRUCTIONAL MEDIA | 7300 SCHOOL ADMINISTRATION | 7900 OPERATION OF PLANT |
| 6300 INSTR & CURR DEVLPMNT | 16639 7400 FACILITIES ACQ-CONSTR | 8100 MAINTENANCE OF PLANT |
| | | 8200 ADMIN. TECH. SERVICES |
| | | 6500 INSTR. TECH. SERVICES |

FUND- 4
 SCHL- 0771 DESTIN MIDDLE SCHOOL

PROGRAM CATEGORY	NBR	DIRECT						TOTAL DIRECT	SCHOOL INDIRECT	SCHOOL COST	DISTRICT INDIRECT	TOTAL
		SALARIES	BENEFITS	PURCHASED SERVICES	MATERIAL SUPPLIES	OTHER EXPENSES	CAPITAL OUTLAY					
4-8 BASIC	102	271	46	61	2550	160	8025	11115		11115	12174	23289
BASIC		271	46	61	2550	160	8025	11115		11115	12174	23289
ESOL	130	3			37	2	116	161		161	177	339
ESOL		3			37	2	116	161		161	177	339
4-8 BASIC W/ESE	112	20441	10733	159	596	59	1978	33968	15832	49801	16432	66233
ESE LEVEL 5	255	201	105	1	5		19	334	155	489	161	651
ESE		20642	10838	160	602	60	1998	34302	15987	50290	16594	66885
TOTAL FOR FEFP		20917	10885	223	3189	223	10141	45580	15987	61568	28945	90514
FOOD SERVICE									248293		17914	
TRANSPORTATION											899	

THOSE COSTS REPORTED IN THE COLUMN TITLED -SCHOOL INDIRECT- ARE DERIVED FROM TWO SOURCES: A) EXPENDITURES RECORDED BY SCHOOL AND B) SCHOOL LEVEL EXPENDITURES CENTRALLY RECORDED. FUNCTIONALLY DISTRIBUTED, THESE COSTS ARE AS REPORTED BELOW.

6100 PUPIL PERSONNEL	6400 INSTR STAFF TRAINING	7700 CENTRAL SERVICES
6200 INSTRUCTIONAL MEDIA	7300 SCHOOL ADMINISTRATION	7900 OPERATION OF PLANT
6300 INSTR & CURR DEVLPMNT	15987 7400 FACILITIES ACQ-CONSTR	8100 MAINTENANCE OF PLANT
		8200 ADMIN. TECH. SERVICES
		6500 INSTR. TECH. SERVICES

FUND- 4
 SCHL- 0781 ECCI - SOUTH

----- PROGRAM -----		----- DIRECT -----							SCHOOL	SCHOOL	DISTRICT	TOTAL
CATEGORY	NBR	SALARIES	BENEFITS	PURCHASED SERVICES	MATERIAL SUPPLIES	OTHER EXPENSES	CAPITAL OUTLAY	TOTAL DIRECT	INDIRECT	COST	INDIRECT	TOTAL
4-8 BASIC	102											
9-12 BASIC	103											
BASIC												
ESOL	130											
ESOL												
4-8 BASIC W/ESE	112											
9-12 BASIC W/ES	113											
ESE LEVEL 5	255											
ESE												
TOTAL FOR FEFP												
FOOD SERVICE									4364		1081	
TRANSPORTATION												

THOSE COSTS REPORTED IN THE COLUMN TITLED -SCHOOL INDIRECT- ARE DERIVED FROM TWO SOURCES: A) EXPENDITURES RECORDED BY SCHOOL AND B) SCHOOL LEVEL EXPENDITURES CENTRALLY RECORDED. FUNCTIONALLY DISTRIBUTED, THESE COSTS ARE AS REPORTED BELOW.

- | | | |
|----------------------------|----------------------------|----------------------------|
| 6100 PUPIL PERSONNEL | 6400 INSTR STAFF TRAINING | 7700 CENTRAL SERVICES |
| 6200 INSTRUCTIONAL MEDIA | 7300 SCHOOL ADMINISTRATION | 7900 OPERATION OF PLANT |
| 6300 INSTR & CURR DEVLPMNT | 7400 FACILITIES ACQ-CONSTR | 8100 MAINTENANCE OF PLANT |
| | | 8200 ADMIN. TECH. SERVICES |
| | | 6500 INSTR. TECH. SERVICES |

FUND- 4
 SCHL- 0791 ECCI - NORTH

----- PROGRAM -----		----- DIRECT -----											
CATEGORY	NBR	SALARIES	BENEFITS	PURCHASED SERVICES	MATERIAL SUPPLIES	OTHER EXPENSES	CAPITAL OUTLAY	TOTAL DIRECT	SCHOOL INDIRECT	SCHOOL COST	DISTRICT INDIRECT	TOTAL	
4-8 BASIC	102												
9-12 BASIC	103												
BASIC													
4-8 BASIC W/ESE	112	11338	5836	20	7	3	38	17245	26080	43325	1927	45253	
9-12 BASIC W/ES	113	5657	2911	10	3	1	19	8604	13012	21616	961	22578	
ESE LEVEL 5	255	2063	1062	3	1		7	3138	4747	7885	350	8236	
ESE		19059	9810	34	13	5	64	28988	43839	72828	3240	76068	
TOTAL FOR FEFP		19059	9810	34	13	5	64	28988	43839	72828	3240	76068	
FOOD SERVICE									16003		2531		
TRANSPORTATION											189		

THOSE COSTS REPORTED IN THE COLUMN TITLED -SCHOOL INDIRECT- ARE DERIVED FROM TWO SOURCES: A) EXPENDITURES RECORDED BY SCHOOL AND B) SCHOOL LEVEL EXPENDITURES CENTRALLY RECORDED. FUNCTIONALLY DISTRIBUTED, THESE COSTS ARE AS REPORTED BELOW.

6100 PUPIL PERSONNEL	6400 INSTR STAFF TRAINING	7700 CENTRAL SERVICES
6200 INSTRUCTIONAL MEDIA	7300 SCHOOL ADMINISTRATION	7900 OPERATION OF PLANT
6300 INSTR & CURR DEVLPMNT	43839 7400 FACILITIES ACQ-CONSTR	8100 MAINTENANCE OF PLANT
		8200 ADMIN. TECH. SERVICES
		6500 INSTR. TECH. SERVICES

FUND- 4
 SCHL- 0801 RICHBourg SCHOOL

PROGRAM CATEGORY	NBR	DIRECT						TOTAL DIRECT	SCHOOL INDIRECT	SCHOOL COST	DISTRICT INDIRECT	TOTAL
		SALARIES	BENEFITS	PURCHASED SERVICES	MATERIAL SUPPLIES	OTHER EXPENSES	CAPITAL OUTLAY					
PK-3 BASIC W/ES	111	8914	4012	5	2	12	11	12958	591	13549	561	14111
4-8 BASIC W/ESE	112	26781	11830	17	6	35	33	38705	1745	40450	1655	42105
9-12 BASIC W/ES	113	8553	3850	5	2	11	10	12434	567	13001	538	13540
ESE LEVEL 4	254	138375	53444	79	30	161	149	192240	7883	200123	7477	207601
ESE LEVEL 5	255	167508	50804	75	28	153	142	218712	7493	226206	7108	233314
ESE		350133	123942	183	69	373	347	475050	18281	493332	17341	510674
TOTAL FOR FEFP		350133	123942	183	69	373	347	475050	18281	493332	17341	510674
FOOD SERVICE									10650		1141	
TRANSPORTATION											317	

THOSE COSTS REPORTED IN THE COLUMN TITLED -SCHOOL INDIRECT- ARE DERIVED FROM TWO SOURCES: A) EXPENDITURES RECORDED BY SCHOOL AND B) SCHOOL LEVEL EXPENDITURES CENTRALLY RECORDED. FUNCTIONALLY DISTRIBUTED, THESE COSTS ARE AS REPORTED BELOW.

6100 PUPIL PERSONNEL	6400 INSTR STAFF TRAINING	7700 CENTRAL SERVICES
6200 INSTRUCTIONAL MEDIA	7300 SCHOOL ADMINISTRATION	7900 OPERATION OF PLANT
6300 INSTR & CURR DEVLPMNT	18281 7400 FACILITIES ACQ-CONSTR	8100 MAINTENANCE OF PLANT
		8200 ADMIN. TECH. SERVICES
		6500 INSTR. TECH. SERVICES

FUND- 4
 SCHL- 0811 SOUTHSIDE CENTER

----- PROGRAM -----		----- DIRECT -----						TOTAL	SCHOOL	SCHOOL	DISTRICT	TOTAL
CATEGORY	NBR	SALARIES	BENEFITS	PURCHASED SERVICES	MATERIAL SUPPLIES	OTHER EXPENSES	CAPITAL OUTLAY	DIRECT	INDIRECT	COST	INDIRECT	
PK-3 BASIC W/ES	111	216728	68006	132	50	23	250	285190	22033	307224	12510	319734
ESE LEVEL 4	254	13114	6092	11	4	2	22	19247	1974	21221	1120	22342
ESE		229842	74098	144	54	25	272	304438	24007	328446	13630	342077
TOTAL FOR FEFP		229842	74098	144	54	25	272	304438	24007	328446	13630	342077
FOOD SERVICE									44499		1642	
TRANSPORTATION											456	

THOSE COSTS REPORTED IN THE COLUMN TITLED -SCHOOL INDIRECT- ARE DERIVED FROM TWO SOURCES: A) EXPENDITURES RECORDED BY SCHOOL AND B) SCHOOL LEVEL EXPENDITURES CENTRALLY RECORDED. FUNCTIONALLY DISTRIBUTED, THESE COSTS ARE AS REPORTED BELOW.

6100 PUPIL PERSONNEL	6400 INSTR STAFF TRAINING	7700 CENTRAL SERVICES
6200 INSTRUCTIONAL MEDIA	7300 SCHOOL ADMINISTRATION	7900 OPERATION OF PLANT
6300 INSTR & CURR DEVLPMNT	24007 7400 FACILITIES ACQ-CONSTR	8100 MAINTENANCE OF PLANT
		8200 ADMIN. TECH. SERVICES
		6500 INSTR. TECH. SERVICES

FUND- 4
 SCHL- 9810 GULF COAST YOUTH ACADEMY

PROGRAM CATEGORY	NBR	DIRECT						TOTAL DIRECT	SCHOOL INDIRECT	SCHOOL COST	DISTRICT INDIRECT	TOTAL
		SALARIES	BENEFITS	PURCHASED SERVICES	MATERIAL SUPPLIES	OTHER EXPENSES	CAPITAL OUTLAY					
4-8 BASIC	102	14201	4326	5	357	13	166	19070	3689	22760	1005	23766
9-12 BASIC	103	9694	7118	8	588	21	274	17704	6070	23774	1654	25429
BASIC		23895	11445	13	945	35	440	36775	9759	46535	2660	49196
4-8 BASIC W/ESE	112	12261	1853	2	153	5	71	14347	1580	15927	430	16358
9-12 BASIC W/ES	113	13504	3967	4	327	12	152	17969	3383	21353	922	22275
ESE		25766	5820	6	480	17	224	32317	4963	37281	1353	38634
VOCATIONAL,6-12	300	24584	1244	1	102	3	47	25984	1061	27045	289	27335
VOCATIONAL PGM		24584	1244	1	102	3	47	25984	1061	27045	289	27335
TOTAL FOR FEFP		74246	18510	21	1529	56	712	95077	15784	110862	4302	115165

FOOD SERVICE
 TRANSPORTATION

4

THOSE COSTS REPORTED IN THE COLUMN TITLED -SCHOOL INDIRECT- ARE DERIVED FROM TWO SOURCES: A) EXPENDITURES RECORDED BY SCHOOL AND B) SCHOOL LEVEL EXPENDITURES CENTRALLY RECORDED. FUNCTIONALLY DISTRIBUTED, THESE COSTS ARE AS REPORTED BELOW.

6100 PUPIL PERSONNEL	6399	6400 INSTR STAFF TRAINING	7700 CENTRAL SERVICES
6200 INSTRUCTIONAL MEDIA		7300 SCHOOL ADMINISTRATION	7900 OPERATION OF PLANT
6300 INSTR & CURR DEVLPMNT	9384	7400 FACILITIES ACQ-CONSTR	8100 MAINTENANCE OF PLANT
			8200 ADMIN. TECH. SERVICES
			6500 INSTR. TECH. SERVICES

FUND- 4
 SCHL- 9811 OKALOOSA YOUTH DEVELOPMENT CTR

PROGRAM CATEGORY	NBR	DIRECT						TOTAL DIRECT	SCHOOL INDIRECT	SCHOOL COST	DISTRICT INDIRECT	TOTAL
		SALARIES	BENEFITS	PURCHASED SERVICES	MATERIAL SUPPLIES	OTHER EXPENSES	CAPITAL OUTLAY					
4-8 BASIC	102	6288	3686	2	62	42	74	10155		10155	447	10603
9-12 BASIC	103	5897	5594	3	95	64	112	11767		11767	678	12446
BASIC		12185	9281	5	157	106	186	21923		21923	1126	23049
4-8 BASIC W/ESE	112	3953	2231	1	37	25	44	6294		6294	270	6565
9-12 BASIC W/ES	113	16616	5635	3	95	64	113	22529		22529	683	23212
ESE		20569	7867	4	133	90	158	28823		28823	954	29778
VOCATIONAL,6-12	300	11901	912		15	10	18	12859		12859	110	12969
VOCATIONAL PGM		11901	912		15	10	18	12859		12859	110	12969
TOTAL FOR FEFP		44656	18061	11	306	206	363	63606		63606	2191	65797

FOOD SERVICE
 TRANSPORTATION

2

THOSE COSTS REPORTED IN THE COLUMN TITLED -SCHOOL INDIRECT- ARE DERIVED FROM TWO SOURCES: A) EXPENDITURES RECORDED BY SCHOOL AND B) SCHOOL LEVEL EXPENDITURES CENTRALLY RECORDED. FUNCTIONALLY DISTRIBUTED, THESE COSTS ARE AS REPORTED BELOW.

- | | | |
|----------------------------|----------------------------|----------------------------|
| 6100 PUPIL PERSONNEL | 6400 INSTR STAFF TRAINING | 7700 CENTRAL SERVICES |
| 6200 INSTRUCTIONAL MEDIA | 7300 SCHOOL ADMINISTRATION | 7900 OPERATION OF PLANT |
| 6300 INSTR & CURR DEVLPMNT | 7400 FACILITIES ACQ-CONSTR | 8100 MAINTENANCE OF PLANT |
| | | 8200 ADMIN. TECH. SERVICES |
| | | 6500 INSTR. TECH. SERVICES |

FUND- 4
 SCHL- 9812 OKALOOSA YOUTH ACADEMY

PROGRAM CATEGORY	NBR	DIRECT						TOTAL DIRECT	SCHOOL INDIRECT	SCHOOL COST	DISTRICT INDIRECT	TOTAL
		SALARIES	BENEFITS	PURCHASED SERVICES	MATERIAL SUPPLIES	OTHER EXPENSES	CAPITAL OUTLAY					
4-8 BASIC	102	19450	9272	3	110	10	130	28978	1282	30260	788	31048
9-12 BASIC	103	11011	11064	4	131	12	155	22380	1529	23910	940	24850
BASIC		30462	20336	8	241	22	286	51358	2812	54170	1728	55899
4-8 BASIC W/ESE	112	14046	6806	2	80	7	95	21039	941	21980	578	22559
9-12 BASIC W/ES	113	52564	13648	5	162	15	192	66588	1887	68476	1159	69636
ESE		66611	20454	8	243	22	288	87628	2828	90457	1738	92195
VOCATIONAL, 6-12	300	41004	5493	2	65	6	77	46649	759	47408	466	47875
VOCATIONAL PGM		41004	5493	2	65	6	77	46649	759	47408	466	47875
TOTAL FOR FEFP		138077	46284	19	550	52	651	185636	6399	192036	3933	195970

FOOD SERVICE
 TRANSPORTATION

6

THOSE COSTS REPORTED IN THE COLUMN TITLED -SCHOOL INDIRECT- ARE DERIVED FROM TWO SOURCES: A) EXPENDITURES RECORDED BY SCHOOL AND B) SCHOOL LEVEL EXPENDITURES CENTRALLY RECORDED. FUNCTIONALLY DISTRIBUTED, THESE COSTS ARE AS REPORTED BELOW.

6100 PUPIL PERSONNEL	6399	6400 INSTR STAFF TRAINING	7700 CENTRAL SERVICES
6200 INSTRUCTIONAL MEDIA		7300 SCHOOL ADMINISTRATION	7900 OPERATION OF PLANT
6300 INSTR & CURR DEVLPMNT		7400 FACILITIES ACQ-CONSTR	8100 MAINTENANCE OF PLANT
			8200 ADMIN. TECH. SERVICES
			6500 INSTR. TECH. SERVICES

FUND- 4
 SCHL- 9813 OKALOOSA REGIONAL DETENTION CT

PROGRAM CATEGORY	NBR	----- DIRECT -----							TOTAL DIRECT	SCHOOL INDIRECT	SCHOOL COST	DISTRICT INDIRECT	TOTAL
		SALARIES	BENEFITS	PURCHASED SERVICES	MATERIAL SUPPLIES	OTHER EXPENSES	CAPITAL OUTLAY						
4-8 BASIC	102	8	1	2	56	5	66	140	3082	3223	401	3625	
9-12 BASIC	103	17	2	3	109	10	129	272	5982	6255	779	7035	
BASIC		26	4	5	165	15	195	413	9065	9479	1181	10660	
4-8 BASIC W/ESE 112					5		5	12	274	286	35	322	
9-12 BASIC W/ES 113		5	1	1	37	3	44	93	2050	2143	267	2411	
ESE		6	1	1	42	4	50	106	2324	2430	303	2733	
TOTAL FOR FEFP		33	5	7	207	19	246	519	11389	11909	1484	13394	

FOOD SERVICE
 TRANSPORTATION

2

THOSE COSTS REPORTED IN THE COLUMN TITLED -SCHOOL INDIRECT- ARE DERIVED FROM TWO SOURCES: A) EXPENDITURES RECORDED BY SCHOOL AND B) SCHOOL LEVEL EXPENDITURES CENTRALLY RECORDED. FUNCTIONALLY DISTRIBUTED, THESE COSTS ARE AS REPORTED BELOW.

6100 PUPIL PERSONNEL	11389	6400 INSTR STAFF TRAINING	7700 CENTRAL SERVICES
6200 INSTRUCTIONAL MEDIA		7300 SCHOOL ADMINISTRATION	7900 OPERATION OF PLANT
6300 INSTR & CURR DEVLPMNT		7400 FACILITIES ACQ-CONSTR	8100 MAINTENANCE OF PLANT
			8200 ADMIN. TECH. SERVICES
			6500 INSTR. TECH. SERVICES

FUND- 4
 SCHL- 9814 ADOLESCENT SUBSTANCE ABUSE PRG

PROGRAM CATEGORY	NBR	----- DIRECT -----							TOTAL DIRECT	SCHOOL INDIRECT	SCHOOL COST	DISTRICT INDIRECT	TOTAL
		SALARIES	BENEFITS	PURCHASED SERVICES	MATERIAL SUPPLIES	OTHER EXPENSES	CAPITAL OUTLAY						
4-8 BASIC	102	4			27	2	32	69	745	815	198	1013	
9-12 BASIC	103	23	4	5	150	14	178	376	4049	4426	1075	5502	
BASIC		28	4	6	178	16	211	445	4795	5241	1273	6515	
4-8 BASIC W/ESE 112		2			15	1	18	38	411	449	109	558	
9-12 BASIC W/ES 113		6	1	1	39	3	46	97	1049	1147	278	1426	
ESE		8	1	1	54	5	64	135	1460	1596	388	1984	
VOCATIONAL,6-12 300					5		6	13	143	156	38	194	
VOCATIONAL PGM					5		6	13	143	156	38	194	
TOTAL FOR FEFP		37	6	8	237	22	281	594	6399	6994	1699	8694	

FOOD SERVICE
 TRANSPORTATION

2

THOSE COSTS REPORTED IN THE COLUMN TITLED -SCHOOL INDIRECT- ARE DERIVED FROM TWO SOURCES: A) EXPENDITURES RECORDED BY SCHOOL AND B) SCHOOL LEVEL EXPENDITURES CENTRALLY RECORDED. FUNCTIONALLY DISTRIBUTED, THESE COSTS ARE AS REPORTED BELOW.

6100 PUPIL PERSONNEL	6399	6400 INSTR STAFF TRAINING	7700 CENTRAL SERVICES
6200 INSTRUCTIONAL MEDIA		7300 SCHOOL ADMINISTRATION	7900 OPERATION OF PLANT
6300 INSTR & CURR DEVLPMNT		7400 FACILITIES ACQ-CONSTR	8100 MAINTENANCE OF PLANT
			8200 ADMIN. TECH. SERVICES
			6500 INSTR. TECH. SERVICES

FUND- 4
 SCHL- 9815 EMERALD COAST MARINE INSTITUTE

PROGRAM CATEGORY	NBR	DIRECT							TOTAL DIRECT	SCHOOL INDIRECT	SCHOOL COST	DISTRICT INDIRECT	TOTAL
		SALARIES	BENEFITS	PURCHASED SERVICES	MATERIAL SUPPLIES	OTHER EXPENSES	CAPITAL OUTLAY						
4-8 BASIC	102	1		1591	9			11	1616		1616	70	1687
9-12 BASIC	103	4		4317	26	2		31	4383		4383	191	4575
BASIC		5		5909	36	3		43	5999		5999	262	6262
4-8 BASIC W/ESE 112		1		1453	9			10	1475		1475	64	1540
9-12 BASIC W/ES 113		1		1289	8			9	1308		1308	57	1366
ESE		2		2742	17	1		20	2784		2784	121	2906
TOTAL FOR FEFP		8	1	8651	53	5		63	8784		8784	384	9169
FOOD SERVICE													
TRANSPORTATION												2	

THOSE COSTS REPORTED IN THE COLUMN TITLED -SCHOOL INDIRECT- ARE DERIVED FROM TWO SOURCES: A) EXPENDITURES RECORDED BY SCHOOL AND B) SCHOOL LEVEL EXPENDITURES CENTRALLY RECORDED. FUNCTIONALLY DISTRIBUTED, THESE COSTS ARE AS REPORTED BELOW.

- | | | |
|----------------------------|----------------------------|----------------------------|
| 6100 PUPIL PERSONNEL | 6400 INSTR STAFF TRAINING | 7700 CENTRAL SERVICES |
| 6200 INSTRUCTIONAL MEDIA | 7300 SCHOOL ADMINISTRATION | 7900 OPERATION OF PLANT |
| 6300 INSTR & CURR DEVLPMNT | 7400 FACILITIES ACQ-CONSTR | 8100 MAINTENANCE OF PLANT |
| | | 8200 ADMIN. TECH. SERVICES |
| | | 6500 INSTR. TECH. SERVICES |

FUND- 4
 SCHL- 9817 MILTON GIRLS JUVENILE RESIDENT

PROGRAM CATEGORY	NBR	DIRECT						TOTAL DIRECT	SCHOOL INDIRECT	SCHOOL COST	DISTRICT INDIRECT	TOTAL
		SALARIES	BENEFITS	PURCHASED SERVICES	MATERIAL SUPPLIES	OTHER EXPENSES	CAPITAL OUTLAY					
4-8 BASIC	102	1592	793	1	38	3	44	2474	828	3302	271	3573
9-12 BASIC	103	5771	2877	4	137	13	163	8967	3001	11969	984	12953
BASIC		7363	3671	6	175	16	208	11441	3829	15271	1255	16527
4-8 BASIC W/ESE	112	1362	679	1	32	3	38	2116	708	2825	232	3057
9-12 BASIC W/ES	113	3191	1591	2	76	7	90	4958	1659	6618	544	7162
ESE		4553	2270	3	108	10	128	7075	2368	9443	776	10219
VOCATIONAL,6-12	300	387	193		9		10	602	201	804	66	870
VOCATIONAL PGM		387	193		9		10	602	201	804	66	870
TOTAL FOR FEFP		12304	6134	10	293	27	347	19119	6399	25519	2098	27617

FOOD SERVICE
 TRANSPORTATION

3

THOSE COSTS REPORTED IN THE COLUMN TITLED -SCHOOL INDIRECT- ARE DERIVED FROM TWO SOURCES: A) EXPENDITURES RECORDED BY SCHOOL AND B) SCHOOL LEVEL EXPENDITURES CENTRALLY RECORDED. FUNCTIONALLY DISTRIBUTED, THESE COSTS ARE AS REPORTED BELOW.

6100 PUPIL PERSONNEL	6399	6400 INSTR STAFF TRAINING	7700 CENTRAL SERVICES
6200 INSTRUCTIONAL MEDIA		7300 SCHOOL ADMINISTRATION	7900 OPERATION OF PLANT
6300 INSTR & CURR DEVLPMNT		7400 FACILITIES ACQ-CONSTR	8100 MAINTENANCE OF PLANT
			8200 ADMIN. TECH. SERVICES
			6500 INSTR. TECH. SERVICES

FUND- 4
 SCHL- 9818 N. W. FLORIDA BALLET ACADEMIE

PROGRAM CATEGORY	NBR	DIRECT							TOTAL DIRECT	SCHOOL INDIRECT	SCHOOL COST	DISTRICT INDIRECT	TOTAL
		SALARIES	BENEFITS	PURCHASED SERVICES	MATERIAL SUPPLIES	OTHER EXPENSES	CAPITAL OUTLAY						
K-3 BASIC	101												
4-8 BASIC	102												
BASIC													
PK-3 BASIC W/ES 111				1				2	5	2543	2549	123	2673
4-8 BASIC W/ESE 112				1				3	6	3179	3186	154	3341
ESE		1		2	1			5	11	5723	5735	278	6014
TOTAL FOR FEFP		1		2	1			5	11	5723	5735	278	6014
FOOD SERVICE										45552		3936	
TRANSPORTATION												18	

THOSE COSTS REPORTED IN THE COLUMN TITLED -SCHOOL INDIRECT- ARE DERIVED FROM TWO SOURCES: A) EXPENDITURES RECORDED BY SCHOOL AND B) SCHOOL LEVEL EXPENDITURES CENTRALLY RECORDED. FUNCTIONALLY DISTRIBUTED, THESE COSTS ARE AS REPORTED BELOW.

- | | | | |
|----------------------------|------|----------------------------|----------------------------|
| 6100 PUPIL PERSONNEL | 5723 | 6400 INSTR STAFF TRAINING | 7700 CENTRAL SERVICES |
| 6200 INSTRUCTIONAL MEDIA | | 7300 SCHOOL ADMINISTRATION | 7900 OPERATION OF PLANT |
| 6300 INSTR & CURR DEVLPMNT | | 7400 FACILITIES ACQ-CONSTR | 8100 MAINTENANCE OF PLANT |
| | | | 8200 ADMIN. TECH. SERVICES |
| | | | 6500 INSTR. TECH. SERVICES |

School District of Okaloosa County




EXHIBIT K-14

Schedule 3, School Program Cost Report

ARRA - Stabilization Funds

For the Fiscal Year Ended June 30, 2011

Revised February 14, 2012

FUND- 5
 SCHL- 0031 EDWINS ELEMENTARY SCHOOL

PROGRAM CATEGORY	NBR	DIRECT						TOTAL DIRECT	SCHOOL INDIRECT	SCHOOL COST	DISTRICT INDIRECT	TOTAL
		SALARIES	BENEFITS	PURCHASED SERVICES	MATERIAL SUPPLIES	OTHER EXPENSES	CAPITAL OUTLAY					
K-3 BASIC	101	54661	22137			412	77211	530	77742	1774	79516	
4-8 BASIC	102	52374	6897			128	59401	165	59566	552	60119	
BASIC		107035	29035			541	136613	695	137308	2327	139636	
ESOL	130	9263	2147			40	11451	51	11503	172	11675	
ESOL		9263	2147			40	11451	51	11503	172	11675	
PK-3 BASIC W/ES	111	6194	6256			116	12567	149	12717	501	13218	
4-8 BASIC W/ESE	112	5604	1897			35	7538	45	7583	152	7735	
ESE LEVEL 4	254	6	517			9	532	12	545	41	586	
ESE		11805	8671			161	20638	207	20846	695	21541	
TOTAL FOR FEFP		128104	39854			742	168702	954	169657	3194	172852	
FOOD SERVICE												
TRANSPORTATION								2540				

THOSE COSTS REPORTED IN THE COLUMN TITLED -SCHOOL INDIRECT- ARE DERIVED FROM TWO SOURCES: A) EXPENDITURES RECORDED BY SCHOOL AND B) SCHOOL LEVEL EXPENDITURES CENTRALLY RECORDED. FUNCTIONALLY DISTRIBUTED, THESE COSTS ARE AS REPORTED BELOW.

- | | | |
|----------------------------|----------------------------|-----------------------------|
| 6100 PUPIL PERSONNEL | 6400 INSTR STAFF TRAINING | 7700 CENTRAL SERVICES |
| 6200 INSTRUCTIONAL MEDIA | 7300 SCHOOL ADMINISTRATION | 954 7900 OPERATION OF PLANT |
| 6300 INSTR & CURR DEVLPMNT | 7400 FACILITIES ACQ-CONSTR | 8100 MAINTENANCE OF PLANT |
| | | 8200 ADMIN. TECH. SERVICES |
| | | 6500 INSTR. TECH. SERVICES |

FUND- 5
 SCHL- 0041 BAKER SCHOOL

PROGRAM CATEGORY	NBR	DIRECT						TOTAL DIRECT	SCHOOL INDIRECT	SCHOOL COST	DISTRICT INDIRECT	TOTAL
		SALARIES	BENEFITS	PURCHASED SERVICES	MATERIAL SUPPLIES	OTHER EXPENSES	CAPITAL OUTLAY					
K-3 BASIC	101	26428	19246		125	100	45899	219	46118	1643	47761	
4-8 BASIC	102	101145	26332		171	136	127786	299	128085	2248	130333	
9-12 BASIC	103	120990	18503		120	96	139709	210	139920	1579	141499	
BASIC		248563	64082		416	333	313395	729	314125	5470	319595	
ESOL	130	1	85				87		87	7	95	
ESOL		1	85				87		87	7	95	
PK-3 BASIC W/ES	111	13764	6739		43	35	20583	76	20659	575	21235	
4-8 BASIC W/ESE	112	17409	5535		35	28	23009	62	23072	472	23545	
9-12 BASIC W/ES	113	16194	4769		30	24	21019	54	21073	407	21480	
ESE LEVEL 4	254	4	403		2	2	412	4	417	34	452	
ESE LEVEL 5	255	1	89				91	1	92	7	99	
ESE		47373	17537		113	91	65116	199	65315	1497	66813	
VOCATIONAL,6-12	300	27	2309		15	12	2363	26	2389	197	2587	
VOCATIONAL PGM		27	2309		15	12	2363	26	2389	197	2587	
TOTAL FOR FEFP		295965	84013		545	436	380962	955	381918	7172	389091	

FOOD SERVICE
 TRANSPORTATION

THOSE COSTS REPORTED IN THE COLUMN TITLED -SCHOOL INDIRECT- ARE DERIVED FROM TWO SOURCES: A) EXPENDITURES RECORDED BY SCHOOL AND B) SCHOOL LEVEL EXPENDITURES CENTRALLY RECORDED. FUNCTIONALLY DISTRIBUTED, THESE COSTS ARE AS REPORTED BELOW.

- | | | |
|----------------------------|----------------------------|-----------------------------|
| 6100 PUPIL PERSONNEL | 6400 INSTR STAFF TRAINING | 7700 CENTRAL SERVICES |
| 6200 INSTRUCTIONAL MEDIA | 7300 SCHOOL ADMINISTRATION | 955 7900 OPERATION OF PLANT |
| 6300 INSTR & CURR DEVLPMNT | 7400 FACILITIES ACQ-CONSTR | 8100 MAINTENANCE OF PLANT |
| | | 8200 ADMIN. TECH. SERVICES |
| | | 6500 INSTR. TECH. SERVICES |

FUND- 5
 SCHL- 0051 BOB SIKES ELEMENTARY SCHOOL

PROGRAM CATEGORY	NBR	DIRECT						TOTAL DIRECT	SCHOOL INDIRECT	SCHOOL COST	DISTRICT INDIRECT	TOTAL
		SALARIES	BENEFITS	PURCHASED SERVICES	MATERIAL SUPPLIES	OTHER EXPENSES	CAPITAL OUTLAY					
K-3 BASIC	101	68627	24602		1831	1186	96247	577	96824	2512	99337	
4-8 BASIC	102	49044	8106		603	391	58145	190	58335	827	59163	
BASIC		117672	32708		2434	1577	154392	767	155160	3340	158500	
ESOL	130	3208	182		13	8	3413	4	3417	18	3436	
ESOL		3208	182		13	8	3413	4	3417	18	3436	
PK-3 BASIC W/ES	111	7530	4670		347	225	12774	109	12883	477	13360	
4-8 BASIC W/ESE	112	5795	2964		220	143	9123	69	9193	302	9496	
ESE LEVEL 4	254	1	184		13	8	208	4	212	18	231	
ESE		13327	7819		581	377	22106	183	22289	798	23088	
TOTAL FOR FEFP		134207	40709		3029	1963	179911	954	180866	4157	185024	

FOOD SERVICE
 TRANSPORTATION

THOSE COSTS REPORTED IN THE COLUMN TITLED -SCHOOL INDIRECT- ARE DERIVED FROM TWO SOURCES: A) EXPENDITURES RECORDED BY SCHOOL AND B) SCHOOL LEVEL EXPENDITURES CENTRALLY RECORDED. FUNCTIONALLY DISTRIBUTED, THESE COSTS ARE AS REPORTED BELOW.

- | | | |
|----------------------------|----------------------------|-----------------------------|
| 6100 PUPIL PERSONNEL | 6400 INSTR STAFF TRAINING | 7700 CENTRAL SERVICES |
| 6200 INSTRUCTIONAL MEDIA | 7300 SCHOOL ADMINISTRATION | 954 7900 OPERATION OF PLANT |
| 6300 INSTR & CURR DEVLPMNT | 7400 FACILITIES ACQ-CONSTR | 8100 MAINTENANCE OF PLANT |
| | | 8200 ADMIN. TECH. SERVICES |
| | | 6500 INSTR. TECH. SERVICES |

FUND- 5
 SCHL- 0082 MEIGS MIDDLE SCHOOL

PROGRAM CATEGORY	NBR	DIRECT					TOTAL DIRECT	SCHOOL INDIRECT	SCHOOL COST	DISTRICT INDIRECT	TOTAL
		SALARIES	BENEFITS	PURCHASED SERVICES	MATERIAL SUPPLIES	OTHER EXPENSES					
4-8 BASIC	102	34730	35203		1	527	70462	751	71213	2360	73574
BASIC		34730	35203		1	527	70462	751	71213	2360	73574
ESOL	130	4	426			6	437	9	446	28	475
ESOL		4	426			6	437	9	446	28	475
4-8 BASIC W/ESE	112	103607	8410			125	112144	179	112323	564	112887
ESE LEVEL 4	254	28319	763			11	29094	16	29111	51	29162
ESE		131927	9174			137	141239	195	141434	615	142050
TOTAL FOR FEFP		166661	44803		2	670	212138	955	213094	3004	216099

FOOD SERVICE
 TRANSPORTATION

THOSE COSTS REPORTED IN THE COLUMN TITLED -SCHOOL INDIRECT- ARE DERIVED FROM TWO SOURCES: A) EXPENDITURES RECORDED BY SCHOOL AND B) SCHOOL LEVEL EXPENDITURES CENTRALLY RECORDED. FUNCTIONALLY DISTRIBUTED, THESE COSTS ARE AS REPORTED BELOW.

- | | | |
|----------------------------|----------------------------|-----------------------------|
| 6100 PUPIL PERSONNEL | 6400 INSTR STAFF TRAINING | 7700 CENTRAL SERVICES |
| 6200 INSTRUCTIONAL MEDIA | 7300 SCHOOL ADMINISTRATION | 955 7900 OPERATION OF PLANT |
| 6300 INSTR & CURR DEVLPMNT | 7400 FACILITIES ACQ-CONSTR | 8100 MAINTENANCE OF PLANT |
| | | 8200 ADMIN. TECH. SERVICES |
| | | 6500 INSTR. TECH. SERVICES |

FUND- 5
 SCHL- 0092 SHOAL RIVER MIDDLE SCHOOL

PROGRAM CATEGORY	NBR	-----		DIRECT			CAPITAL OUTLAY	TOTAL DIRECT	SCHOOL INDIRECT	SCHOOL COST	DISTRICT INDIRECT	TOTAL
		SALARIES	BENEFITS	PURCHASED SERVICES	MATERIAL SUPPLIES	OTHER EXPENSES						
4-8 BASIC	102	126013	33433					159733	703	160436	3199	163636
BASIC		126013	33433					159733	703	160436	3199	163636
ESOL	130	1042	197			1		1241	4	1246	18	1264
ESOL		1042	197			1		1241	4	1246	18	1264
4-8 BASIC W/ESE	112	23684	11597			99		35381	244	35625	1109	36735
ESE LEVEL 5	255		210			1		212	4	217	20	237
ESE		23685	11807			101		35594	248	35843	1129	36973
TOTAL FOR FEFP		150741	45437			389		196569	955	197525	4348	201874

FOOD SERVICE
 TRANSPORTATION

THOSE COSTS REPORTED IN THE COLUMN TITLED -SCHOOL INDIRECT- ARE DERIVED FROM TWO SOURCES: A) EXPENDITURES RECORDED BY SCHOOL AND B) SCHOOL LEVEL EXPENDITURES CENTRALLY RECORDED. FUNCTIONALLY DISTRIBUTED, THESE COSTS ARE AS REPORTED BELOW.

- | | | |
|----------------------------|----------------------------|-----------------------------|
| 6100 PUPIL PERSONNEL | 6400 INSTR STAFF TRAINING | 7700 CENTRAL SERVICES |
| 6200 INSTRUCTIONAL MEDIA | 7300 SCHOOL ADMINISTRATION | 955 7900 OPERATION OF PLANT |
| 6300 INSTR & CURR DEVLPMNT | 7400 FACILITIES ACQ-CONSTR | 8100 MAINTENANCE OF PLANT |
| | | 8200 ADMIN. TECH. SERVICES |
| | | 6500 INSTR. TECH. SERVICES |

FUND- 5
 SCHL- 0121 RUCKEL MIDDLE SCHOOL

PROGRAM CATEGORY	NBR	DIRECT						TOTAL DIRECT	SCHOOL INDIRECT	SCHOOL COST	DISTRICT INDIRECT	TOTAL
		SALARIES	BENEFITS	PURCHASED SERVICES	MATERIAL SUPPLIES	OTHER EXPENSES	CAPITAL OUTLAY					
4-8 BASIC	102	142182	35298		127	1770	179379	722	180102	3168	183271	
BASIC		142182	35298		127	1770	179379	722	180102	3168	183271	
ESOL	130	1	77			3	83	1	84	6	91	
ESOL		1	77			3	83	1	84	6	91	
4-8 BASIC W/ESE	112	33961	10493		37	526	45018	214	45233	941	46175	
ESE LEVEL 4	254	7	569		2	28	608	11	619	51	671	
ESE LEVEL 5	255	3	243			12	259	4	264	21	286	
ESE		33972	11306		40	567	45886	231	46117	1014	47132	
TOTAL FOR FEFP		176155	46682		167	2341	225348	955	226304	4190	230495	
FOOD SERVICE TRANSPORTATION								2070				

THOSE COSTS REPORTED IN THE COLUMN TITLED -SCHOOL INDIRECT- ARE DERIVED FROM TWO SOURCES: A) EXPENDITURES RECORDED BY SCHOOL AND B) SCHOOL LEVEL EXPENDITURES CENTRALLY RECORDED. FUNCTIONALLY DISTRIBUTED, THESE COSTS ARE AS REPORTED BELOW.

- | | | |
|----------------------------|----------------------------|-----------------------------|
| 6100 PUPIL PERSONNEL | 6400 INSTR STAFF TRAINING | 7700 CENTRAL SERVICES |
| 6200 INSTRUCTIONAL MEDIA | 7300 SCHOOL ADMINISTRATION | 955 7900 OPERATION OF PLANT |
| 6300 INSTR & CURR DEVLPMNT | 7400 FACILITIES ACQ-CONSTR | 8100 MAINTENANCE OF PLANT |
| | | 8200 ADMIN. TECH. SERVICES |
| | | 6500 INSTR. TECH. SERVICES |

FUND- 5
 SCHL- 0131 DESTIN ELEMENTARY

PROGRAM CATEGORY	NBR	DIRECT						TOTAL DIRECT	SCHOOL INDIRECT	SCHOOL COST	DISTRICT INDIRECT	TOTAL
		SALARIES	BENEFITS	PURCHASED SERVICES	MATERIAL SUPPLIES	OTHER EXPENSES	CAPITAL OUTLAY					
K-3 BASIC	101	149981	37198				1606	188785	551	189337	2740	192077
4-8 BASIC	102	9049	11176				482	20708	165	20873	823	21697
BASIC		159030	48374				2088	209493	717	210211	3563	213774
ESOL	130	2384	2690				116	5191	39	5231	198	5429
ESOL		2384	2690				116	5191	39	5231	198	5429
PK-3 BASIC W/ES	111	32003	9651				416	42071	143	42214	710	42925
4-8 BASIC W/ESE	112	2041	3422				147	5612	50	5663	252	5915
ESE LEVEL 4	254	23	288				12	324	4	328	21	349
ESE		34068	13362				576	48008	198	48206	984	49190
TOTAL FOR FEFP		195483	64426				2781	262692	955	263648	4746	268395
FOOD SERVICE												
TRANSPORTATION									1238			

THOSE COSTS REPORTED IN THE COLUMN TITLED -SCHOOL INDIRECT- ARE DERIVED FROM TWO SOURCES: A) EXPENDITURES RECORDED BY SCHOOL AND B) SCHOOL LEVEL EXPENDITURES CENTRALLY RECORDED. FUNCTIONALLY DISTRIBUTED, THESE COSTS ARE AS REPORTED BELOW.

- 6100 PUPIL PERSONNEL
- 6200 INSTRUCTIONAL MEDIA
- 6300 INSTR & CURR DEVLPMNT
- 6400 INSTR STAFF TRAINING
- 7300 SCHOOL ADMINISTRATION
- 7400 FACILITIES ACQ-CONSTR
- 7700 CENTRAL SERVICES
- 955 7900 OPERATION OF PLANT
- 8100 MAINTENANCE OF PLANT
- 8200 ADMIN. TECH. SERVICES
- 6500 INSTR. TECH. SERVICES

FUND- 5
 SCHL- 0151 EDGE ELEMENTARY

PROGRAM CATEGORY	NBR	DIRECT						TOTAL DIRECT	SCHOOL INDIRECT	SCHOOL COST	DISTRICT INDIRECT	TOTAL
		SALARIES	BENEFITS	PURCHASED SERVICES	MATERIAL SUPPLIES	OTHER EXPENSES	CAPITAL OUTLAY					
K-3 BASIC	101	52781	17814		295	160	71052	572	71625	1915	73540	
4-8 BASIC	102	4493	5039		83	45	9662	162	9824	541	10365	
BASIC		57274	22854		379	206	80714	734	81449	2457	83906	
ESOL	130	1280	272		4	2	1559	8	1568	29	1597	
ESOL		1280	272		4	2	1559	8	1568	29	1597	
PK-3 BASIC W/ES	111	24641	3169		52	28	27892	101	27994	340	28335	
4-8 BASIC W/ESE	112	58483	3402		56	30	61973	109	62082	365	62448	
ESE		83124	6572		109	59	89865	211	90077	706	90783	
TOTAL FOR FEFP		141679	29698		492	267	172139	954	173094	3193	176288	

FOOD SERVICE
 TRANSPORTATION

THOSE COSTS REPORTED IN THE COLUMN TITLED -SCHOOL INDIRECT- ARE DERIVED FROM TWO SOURCES: A) EXPENDITURES RECORDED BY SCHOOL AND B) SCHOOL LEVEL EXPENDITURES CENTRALLY RECORDED. FUNCTIONALLY DISTRIBUTED, THESE COSTS ARE AS REPORTED BELOW.

6100 PUPIL PERSONNEL	6400 INSTR STAFF TRAINING	7700 CENTRAL SERVICES
6200 INSTRUCTIONAL MEDIA	7300 SCHOOL ADMINISTRATION	954 7900 OPERATION OF PLANT
6300 INSTR & CURR DEVLPMNT	7400 FACILITIES ACQ-CONSTR	8100 MAINTENANCE OF PLANT
		8200 ADMIN. TECH. SERVICES
		6500 INSTR. TECH. SERVICES

FUND- 5
 SCHL- 0161 EGLIN ELEMENTARY

PROGRAM CATEGORY	NBR	DIRECT						TOTAL DIRECT	SCHOOL INDIRECT	SCHOOL COST	DISTRICT INDIRECT	TOTAL
		SALARIES	BENEFITS	PURCHASED SERVICES	MATERIAL SUPPLIES	OTHER EXPENSES	CAPITAL OUTLAY					
K-3 BASIC	101	43773	19379		2301	518	65973	697	66670	1648	68319	
4-8 BASIC	102	50115	1933		229	51	52330	69	52399	164	52564	
BASIC		93889	21312		2530	570	118303	766	119070	1813	120883	
ESOL	130	3446	308		36	8	3799	11	3810	26	3837	
ESOL		3446	308		36	8	3799	11	3810	26	3837	
PK-3 BASIC W/ES 111		993	4134		490	110	5729	148	5878	351	6229	
4-8 BASIC W/ESE 112		7339	788		93	21	8242	28	8270	67	8337	
ESE		8332	4922		584	131	13971	177	14148	418	14567	
TOTAL FOR FEFP		105668	26543		3151	709	136074	954	137029	2258	139288	

FOOD SERVICE
 TRANSPORTATION

THOSE COSTS REPORTED IN THE COLUMN TITLED -SCHOOL INDIRECT- ARE DERIVED FROM TWO SOURCES: A) EXPENDITURES RECORDED BY SCHOOL AND B) SCHOOL LEVEL EXPENDITURES CENTRALLY RECORDED. FUNCTIONALLY DISTRIBUTED, THESE COSTS ARE AS REPORTED BELOW.

6100 PUPIL PERSONNEL	6400 INSTR STAFF TRAINING	7700 CENTRAL SERVICES
6200 INSTRUCTIONAL MEDIA	7300 SCHOOL ADMINISTRATION	954 7900 OPERATION OF PLANT
6300 INSTR & CURR DEVLPMNT	7400 FACILITIES ACQ-CONSTR	8100 MAINTENANCE OF PLANT
		8200 ADMIN. TECH. SERVICES
		6500 INSTR. TECH. SERVICES

FUND- 5
 SCHL- 0201 LAUREL HILL SCHOOL

PROGRAM CATEGORY	NBR	DIRECT						TOTAL DIRECT	SCHOOL INDIRECT	SCHOOL COST	DISTRICT INDIRECT	TOTAL
		SALARIES	BENEFITS	PURCHASED SERVICES	MATERIAL SUPPLIES	OTHER EXPENSES	CAPITAL OUTLAY					
K-3 BASIC	101	162	9548		308	193	10211	209	10421	688	11110	
4-8 BASIC	102	43794	13913		449	281	58437	305	58743	1003	59747	
9-12 BASIC	103	56520	7131		230	144	64025	156	64182	514	64696	
BASIC		100476	30592		988	618	132675	672	133347	2206	135553	
ESOL	130	1	115		3	2	123	2	125	8	133	
ESOL		1	115		3	2	123	2	125	8	133	
PK-3 BASIC W/ES	111	35	2115		68	42	2262	46	2308	152	2461	
4-8 BASIC W/ESE	112	10789	2793		90	56	13730	61	13791	201	13993	
9-12 BASIC W/ES	113	12841	2460		79	49	15431	54	15485	177	15663	
ESE		23667	7369		238	149	31424	161	31585	531	32117	
VOCATIONAL,6-12	300	963	5392		174	109	6639	118	6758	388	7147	
VOCATIONAL PGM		963	5392		174	109	6639	118	6758	388	7147	
TOTAL FOR FEFP		125108	43469		1403	878	170861	954	171816	3135	174952	
FOOD SERVICE												
TRANSPORTATION												

THOSE COSTS REPORTED IN THE COLUMN TITLED -SCHOOL INDIRECT- ARE DERIVED FROM TWO SOURCES: A) EXPENDITURES RECORDED BY SCHOOL AND B) SCHOOL LEVEL EXPENDITURES CENTRALLY RECORDED. FUNCTIONALLY DISTRIBUTED, THESE COSTS ARE AS REPORTED BELOW.

- | | | |
|----------------------------|----------------------------|-----------------------------|
| 6100 PUPIL PERSONNEL | 6400 INSTR STAFF TRAINING | 7700 CENTRAL SERVICES |
| 6200 INSTRUCTIONAL MEDIA | 7300 SCHOOL ADMINISTRATION | 954 7900 OPERATION OF PLANT |
| 6300 INSTR & CURR DEVLPMNT | 7400 FACILITIES ACQ-CONSTR | 8100 MAINTENANCE OF PLANT |
| | | 8200 ADMIN. TECH. SERVICES |
| | | 6500 INSTR. TECH. SERVICES |

FUND- 5
 SCHL- 0211 NICEVILLE SENIOR HIGH SCHOOL

PROGRAM CATEGORY	NBR	DIRECT					TOTAL DIRECT	SCHOOL INDIRECT	SCHOOL COST	DISTRICT INDIRECT	TOTAL
		SALARIES	BENEFITS	PURCHASED SERVICES	MATERIAL SUPPLIES	OTHER EXPENSES					
9-12 BASIC	103	342954	84233		376	929	428494	689	429183	6802	435985
BASIC		342954	84233		376	929	428494	689	429183	6802	435985
ESOL	130	343	92			1	436		437	7	444
ESOL		343	92			1	436		437	7	444
9-12 BASIC W/ES	113	78618	23264		103	256	102243	190	102434	1878	104312
ESE LEVEL 5	255	1	567		2	6	578	4	582	45	628
ESE		78620	23831		106	263	102821	194	103016	1924	104941
VOCATIONAL,6-12	300	30	8703		38	96	8869	71	8940	702	9643
VOCATIONAL PGM		30	8703		38	96	8869	71	8940	702	9643
TOTAL FOR FEFP		421948	116860		521	1289	540621	955	541577	9437	551015

FOOD SERVICE
 TRANSPORTATION

THOSE COSTS REPORTED IN THE COLUMN TITLED -SCHOOL INDIRECT- ARE DERIVED FROM TWO SOURCES: A) EXPENDITURES RECORDED BY SCHOOL AND B) SCHOOL LEVEL EXPENDITURES CENTRALLY RECORDED. FUNCTIONALLY DISTRIBUTED, THESE COSTS ARE AS REPORTED BELOW.

6100 PUPIL PERSONNEL	6400 INSTR STAFF TRAINING	7700 CENTRAL SERVICES
6200 INSTRUCTIONAL MEDIA	7300 SCHOOL ADMINISTRATION	955 7900 OPERATION OF PLANT
6300 INSTR & CURR DEVLPMNT	7400 FACILITIES ACQ-CONSTR	8100 MAINTENANCE OF PLANT
		8200 ADMIN. TECH. SERVICES
		6500 INSTR. TECH. SERVICES

FUND- 5
 SCHL- 0222 NORTHWOOD ELEMENTARY

PROGRAM CATEGORY	NBR	DIRECT						TOTAL DIRECT	SCHOOL INDIRECT	SCHOOL COST	DISTRICT INDIRECT	TOTAL
		SALARIES	BENEFITS	PURCHASED SERVICES	MATERIAL SUPPLIES	OTHER EXPENSES	CAPITAL OUTLAY					
K-3 BASIC	101	42570	22150		26	577	65324	526	65851	2270	68121	
4-8 BASIC	102	80371	9490		11	247	90120	225	90345	972	91318	
BASIC		122941	31641		37	824	155445	751	156197	3243	159440	
ESOL	130	1981	369			9	2360	8	2369	37	2407	
ESOL		1981	369			9	2360	8	2369	37	2407	
PK-3 BASIC W/ES	111	1814	3736		4	97	5652	88	5741	383	6124	
4-8 BASIC W/ESE	112	8481	2539		3	66	11089	60	11150	260	11410	
ESE LEVEL 4	254	18	1954		2	50	2025	46	2071	200	2272	
ESE		10313	8229		9	214	18767	195	18963	843	19807	
TOTAL FOR FEFP		135236	40239		47	1048	176573	955	177529	4124	181654	

FOOD SERVICE
 TRANSPORTATION

THOSE COSTS REPORTED IN THE COLUMN TITLED -SCHOOL INDIRECT- ARE DERIVED FROM TWO SOURCES: A) EXPENDITURES RECORDED BY SCHOOL AND B) SCHOOL LEVEL EXPENDITURES CENTRALLY RECORDED. FUNCTIONALLY DISTRIBUTED, THESE COSTS ARE AS REPORTED BELOW.

- | | | |
|----------------------------|----------------------------|-----------------------------|
| 6100 PUPIL PERSONNEL | 6400 INSTR STAFF TRAINING | 7700 CENTRAL SERVICES |
| 6200 INSTRUCTIONAL MEDIA | 7300 SCHOOL ADMINISTRATION | 955 7900 OPERATION OF PLANT |
| 6300 INSTR & CURR DEVLPMNT | 7400 FACILITIES ACQ-CONSTR | 8100 MAINTENANCE OF PLANT |
| | | 8200 ADMIN. TECH. SERVICES |
| | | 6500 INSTR. TECH. SERVICES |

FUND- 5
 SCHL- 0241 SILVER SANDS SCHOOL

----- PROGRAM -----		----- DIRECT -----										
CATEGORY	NBR	SALARIES	BENEFITS	PURCHASED SERVICES	MATERIAL SUPPLIES	OTHER EXPENSES	CAPITAL OUTLAY	TOTAL DIRECT	SCHOOL INDIRECT	SCHOOL COST	DISTRICT INDIRECT	TOTAL
4-8 BASIC W/ESE	112		150			1		153	2	156	5	162
ESE LEVEL 4	254	149159	33318		71	345		182894	601	183496	1254	184751
ESE LEVEL 5	255	28158	19335		41	200		47736	349	48085	728	48814
ESE		177318	52804		113	546		230784	953	231738	1988	233727
TOTAL FOR FEFP		177318	52804		113	546		230784	953	231738	1988	233727

FOOD SERVICE
 TRANSPORTATION

THOSE COSTS REPORTED IN THE COLUMN TITLED -SCHOOL INDIRECT- ARE DERIVED FROM TWO SOURCES: A) EXPENDITURES RECORDED BY SCHOOL AND B) SCHOOL LEVEL EXPENDITURES CENTRALLY RECORDED. FUNCTIONALLY DISTRIBUTED, THESE COSTS ARE AS REPORTED BELOW.

6100 PUPIL PERSONNEL	6400 INSTR STAFF TRAINING	7700 CENTRAL SERVICES
6200 INSTRUCTIONAL MEDIA	7300 SCHOOL ADMINISTRATION	953 7900 OPERATION OF PLANT
6300 INSTR & CURR DEVLPMNT	7400 FACILITIES ACQ-CONSTR	8100 MAINTENANCE OF PLANT
		8200 ADMIN. TECH. SERVICES
		6500 INSTR. TECH. SERVICES

FUND- 5
 SCHL- 0251 RIVERSIDE ELEMENTARY

PROGRAM CATEGORY	NBR	DIRECT						TOTAL DIRECT	SCHOOL INDIRECT	SCHOOL COST	DISTRICT INDIRECT	TOTAL
		SALARIES	BENEFITS	PURCHASED SERVICES	MATERIAL SUPPLIES	OTHER EXPENSES	CAPITAL OUTLAY					
K-3 BASIC	101	28352	23726		572	848	53500	553	54053	2223	56277	
4-8 BASIC	102	91125	8557		206	306	100195	199	100394	801	101196	
BASIC		119478	32283		778	1154	153695	752	154448	3025	157473	
ESOL	130	2793	949		22	33	3799	22	3822	89	3911	
ESOL		2793	949		22	33	3799	22	3822	89	3911	
PK-3 BASIC W/ES	111	12140	5322		128	190	17781	124	17905	498	18404	
4-8 BASIC W/ESE	112	9627	1829		44	65	11566	42	11609	171	11780	
ESE LEVEL 4	254	7	602		14	21	645	14	660	56	716	
ESE		21775	7754		187	277	29994	180	30175	726	30902	
TOTAL FOR FEFP		144046	40987		988	1465	187489	955	188445	3841	192287	

FOOD SERVICE
 TRANSPORTATION

THOSE COSTS REPORTED IN THE COLUMN TITLED -SCHOOL INDIRECT- ARE DERIVED FROM TWO SOURCES: A) EXPENDITURES RECORDED BY SCHOOL AND B) SCHOOL LEVEL EXPENDITURES CENTRALLY RECORDED. FUNCTIONALLY DISTRIBUTED, THESE COSTS ARE AS REPORTED BELOW.

- | | | |
|----------------------------|----------------------------|-----------------------------|
| 6100 PUPIL PERSONNEL | 6400 INSTR STAFF TRAINING | 7700 CENTRAL SERVICES |
| 6200 INSTRUCTIONAL MEDIA | 7300 SCHOOL ADMINISTRATION | 955 7900 OPERATION OF PLANT |
| 6300 INSTR & CURR DEVLPMNT | 7400 FACILITIES ACQ-CONSTR | 8100 MAINTENANCE OF PLANT |
| | | 8200 ADMIN. TECH. SERVICES |
| | | 6500 INSTR. TECH. SERVICES |

FUND- 5
 SCHL- 0271 PRYOR MIDDLE SCHOOL

PROGRAM CATEGORY	NBR	DIRECT						TOTAL DIRECT	SCHOOL INDIRECT	SCHOOL COST	DISTRICT INDIRECT	TOTAL
		SALARIES	BENEFITS	PURCHASED SERVICES	MATERIAL SUPPLIES	OTHER EXPENSES	CAPITAL OUTLAY					
4-8 BASIC	102	62837	31267		1607	390	96103	714	96818	2498	99317	
BASIC		62837	31267		1607	390	96103	714	96818	2498	99317	
ESOL	130	2872	1043		53	13	3982	23	4006	83	4089	
ESOL		2872	1043		53	13	3982	23	4006	83	4089	
4-8 BASIC W/ESE	112	51574	9228		474	115	61392	211	61603	737	62341	
ESE LEVEL 4	254	3	266		13	3	287	6	293	21	314	
ESE		51577	9495		488	118	61680	217	61897	758	62656	
TOTAL FOR FEFP		117286	41806		2149	521	161765	955	162721	3341	166063	

FOOD SERVICE
 TRANSPORTATION

THOSE COSTS REPORTED IN THE COLUMN TITLED -SCHOOL INDIRECT- ARE DERIVED FROM TWO SOURCES: A) EXPENDITURES RECORDED BY SCHOOL AND B) SCHOOL LEVEL EXPENDITURES CENTRALLY RECORDED. FUNCTIONALLY DISTRIBUTED, THESE COSTS ARE AS REPORTED BELOW.

- | | | |
|----------------------------|----------------------------|-----------------------------|
| 6100 PUPIL PERSONNEL | 6400 INSTR STAFF TRAINING | 7700 CENTRAL SERVICES |
| 6200 INSTRUCTIONAL MEDIA | 7300 SCHOOL ADMINISTRATION | 955 7900 OPERATION OF PLANT |
| 6300 INSTR & CURR DEVLPMNT | 7400 FACILITIES ACQ-CONSTR | 8100 MAINTENANCE OF PLANT |
| | | 8200 ADMIN. TECH. SERVICES |
| | | 6500 INSTR. TECH. SERVICES |

FUND- 5
 SCHL- 0281 WRIGHT ELEMENTARY

PROGRAM CATEGORY	NBR	DIRECT						TOTAL DIRECT	SCHOOL INDIRECT	SCHOOL COST	DISTRICT INDIRECT	TOTAL
		SALARIES	BENEFITS	PURCHASED SERVICES	MATERIAL SUPPLIES	OTHER EXPENSES	CAPITAL OUTLAY					
K-3 BASIC	101	30677	19408		26	551	50664	468	51132	1847	52980	
4-8 BASIC	102	53463	6554		9	186	60213	158	60371	623	60995	
BASIC		84140	25963		36	738	110877	626	111504	2471	113975	
ESOL	130	8381	2761		3	78	11225	66	11291	262	11554	
ESOL		8381	2761		3	78	11225	66	11291	262	11554	
PK-3 BASIC W/ES	111	1874	4665		6	132	6679	112	6792	444	7236	
4-8 BASIC W/ESE	112	14084	3236		4	92	17417	78	17495	308	17803	
ESE LEVEL 4	254	19	2938		4	83	3045	70	3115	279	3395	
ESE		15978	10840		15	308	27142	261	27403	1031	28435	
TOTAL FOR FEFP		108499	39564		54	1124	149244	954	150199	3766	153966	

FOOD SERVICE
 TRANSPORTATION

THOSE COSTS REPORTED IN THE COLUMN TITLED -SCHOOL INDIRECT- ARE DERIVED FROM TWO SOURCES: A) EXPENDITURES RECORDED BY SCHOOL AND B) SCHOOL LEVEL EXPENDITURES CENTRALLY RECORDED. FUNCTIONALLY DISTRIBUTED, THESE COSTS ARE AS REPORTED BELOW.

- | | | |
|----------------------------|----------------------------|-----------------------------|
| 6100 PUPIL PERSONNEL | 6400 INSTR STAFF TRAINING | 7700 CENTRAL SERVICES |
| 6200 INSTRUCTIONAL MEDIA | 7300 SCHOOL ADMINISTRATION | 954 7900 OPERATION OF PLANT |
| 6300 INSTR & CURR DEVLPMNT | 7400 FACILITIES ACQ-CONSTR | 8100 MAINTENANCE OF PLANT |
| | | 8200 ADMIN. TECH. SERVICES |
| | | 6500 INSTR. TECH. SERVICES |

FUND- 5
 SCHL- 0431 SHALIMAR ELEMENTARY

PROGRAM CATEGORY	NBR	DIRECT						TOTAL DIRECT	SCHOOL INDIRECT	SCHOOL COST	DISTRICT INDIRECT	TOTAL
		SALARIES	BENEFITS	PURCHASED SERVICES	MATERIAL SUPPLIES	OTHER EXPENSES	CAPITAL OUTLAY					
K-3 BASIC	101	32535	15246		175	393	48350	488	48839	1828	50668	
4-8 BASIC	102	79	5910		67	152	6210	189	6399	708	7108	
BASIC		32615	21156		243	545	54561	678	55239	2537	57776	
ESOL	130	2340	786		9	20	3156	25	3181	94	3276	
ESOL		2340	786		9	20	3156	25	3181	94	3276	
PK-3 BASIC W/ES	111	68893	5391		62	139	74486	172	74659	646	75306	
4-8 BASIC W/ESE	112	6847	2362		27	60	9297	75	9373	283	9656	
ESE LEVEL 4	254	4957	119		1	3	5081	3	5085	14	5099	
ESE		80699	7873		90	203	88866	252	89118	944	90062	
TOTAL FOR FEFP		115654	29816		342	768	146583	955	147539	3575	151115	

FOOD SERVICE
 TRANSPORTATION

THOSE COSTS REPORTED IN THE COLUMN TITLED -SCHOOL INDIRECT- ARE DERIVED FROM TWO SOURCES: A) EXPENDITURES RECORDED BY SCHOOL AND B) SCHOOL LEVEL EXPENDITURES CENTRALLY RECORDED. FUNCTIONALLY DISTRIBUTED, THESE COSTS ARE AS REPORTED BELOW.

- | | | |
|----------------------------|----------------------------|-----------------------------|
| 6100 PUPIL PERSONNEL | 6400 INSTR STAFF TRAINING | 7700 CENTRAL SERVICES |
| 6200 INSTRUCTIONAL MEDIA | 7300 SCHOOL ADMINISTRATION | 955 7900 OPERATION OF PLANT |
| 6300 INSTR & CURR DEVLPMNT | 7400 FACILITIES ACQ-CONSTR | 8100 MAINTENANCE OF PLANT |
| | | 8200 ADMIN. TECH. SERVICES |
| | | 6500 INSTR. TECH. SERVICES |

FUND- 5
 SCHL- 0541 ELLIOTT POINT ELEMENTARY

PROGRAM CATEGORY	NBR	DIRECT						TOTAL DIRECT	SCHOOL INDIRECT	SCHOOL COST	DISTRICT INDIRECT	TOTAL
		SALARIES	BENEFITS	PURCHASED SERVICES	MATERIAL SUPPLIES	OTHER EXPENSES	CAPITAL OUTLAY					
K-3 BASIC	101	112292	16592			697	129582	473	130055	1783	131838	
4-8 BASIC	102	81	6071			255	6408	173	6581	652	7234	
BASIC		112373	22664			952	135990	646	136636	2435	139072	
ESOL	130	6175	1882			79	8136	53	8190	202	8392	
ESOL		6175	1882			79	8136	53	8190	202	8392	
PK-3 BASIC W/ES	111	25687	5048			212	30948	143	31092	542	31634	
4-8 BASIC W/ESE	112	48	3582			150	3781	102	3883	385	4268	
ESE LEVEL 4	254	4	316			13	333	9	343	34	377	
ESE		25739	8947			375	35063	255	35318	961	36280	
TOTAL FOR FEFP		144288	33494			1406	179190	954	180145	3599	183745	

FOOD SERVICE
 TRANSPORTATION

THOSE COSTS REPORTED IN THE COLUMN TITLED -SCHOOL INDIRECT- ARE DERIVED FROM TWO SOURCES: A) EXPENDITURES RECORDED BY SCHOOL AND B) SCHOOL LEVEL EXPENDITURES CENTRALLY RECORDED. FUNCTIONALLY DISTRIBUTED, THESE COSTS ARE AS REPORTED BELOW.

- | | | |
|----------------------------|----------------------------|-----------------------------|
| 6100 PUPIL PERSONNEL | 6400 INSTR STAFF TRAINING | 7700 CENTRAL SERVICES |
| 6200 INSTRUCTIONAL MEDIA | 7300 SCHOOL ADMINISTRATION | 954 7900 OPERATION OF PLANT |
| 6300 INSTR & CURR DEVLPMNT | 7400 FACILITIES ACQ-CONSTR | 8100 MAINTENANCE OF PLANT |
| | | 8200 ADMIN. TECH. SERVICES |
| | | 6500 INSTR. TECH. SERVICES |

FUND- 5
 SCHL- 0561 MARY ESTHER ELEMENTARY

PROGRAM CATEGORY	NBR	DIRECT						TOTAL DIRECT	SCHOOL INDIRECT	SCHOOL COST	DISTRICT INDIRECT	TOTAL
		SALARIES	BENEFITS	PURCHASED SERVICES	MATERIAL SUPPLIES	OTHER EXPENSES	CAPITAL OUTLAY					
K-3 BASIC	101	130006	23664		333	131	154134	499	154633	1800	156433	
4-8 BASIC	102	92	7833		110	43	8079	165	8244	595	8840	
BASIC		130098	31497		443	174	162213	664	162877	2396	165274	
ESOL	130	5796	1284		18	7	7106	27	7133	97	7231	
ESOL		5796	1284		18	7	7106	27	7133	97	7231	
PK-3 BASIC W/ES	111	27473	9419		132	52	37077	198	37276	716	37992	
4-8 BASIC W/ESE	112	30	2621		36	14	2703	55	2758	199	2958	
ESE LEVEL 4	254	6	512		7	2	528	10	539	38	578	
ESE		27510	12553		176	69	40310	264	40574	954	41529	
TOTAL FOR FEFP		163404	45335		637	250	209629	955	210585	3448	214034	
FOOD SERVICE										1184		
TRANSPORTATION												

THOSE COSTS REPORTED IN THE COLUMN TITLED -SCHOOL INDIRECT- ARE DERIVED FROM TWO SOURCES: A) EXPENDITURES RECORDED BY SCHOOL AND B) SCHOOL LEVEL EXPENDITURES CENTRALLY RECORDED. FUNCTIONALLY DISTRIBUTED, THESE COSTS ARE AS REPORTED BELOW.

- | | | |
|----------------------------|----------------------------|-----------------------------|
| 6100 PUPIL PERSONNEL | 6400 INSTR STAFF TRAINING | 7700 CENTRAL SERVICES |
| 6200 INSTRUCTIONAL MEDIA | 7300 SCHOOL ADMINISTRATION | 955 7900 OPERATION OF PLANT |
| 6300 INSTR & CURR DEVLPMNT | 7400 FACILITIES ACQ-CONSTR | 8100 MAINTENANCE OF PLANT |
| | | 8200 ADMIN. TECH. SERVICES |
| | | 6500 INSTR. TECH. SERVICES |

FUND- 5
 SCHL- 0571 PLEW ELEMENTARY

PROGRAM CATEGORY	NBR	DIRECT						TOTAL DIRECT	SCHOOL INDIRECT	SCHOOL COST	DISTRICT INDIRECT	TOTAL
		SALARIES	BENEFITS	PURCHASED SERVICES	MATERIAL SUPPLIES	OTHER EXPENSES	CAPITAL OUTLAY					
K-3 BASIC	101	89649	26644		2	311	116607	511	117118	1959	119078	
4-8 BASIC	102	40875	12562		1	147	53585	241	53826	923	54750	
BASIC		130524	39206		3	458	170193	752	170945	2883	173829	
ESOL	130	2	285			3	291	5	296	20	317	
ESOL		2	285			3	291	5	296	20	317	
PK-3 BASIC W/ES	111	30168	6618			77	36864	127	36991	486	37478	
4-8 BASIC W/ESE	112	8644	3702			43	12390	71	12461	272	12734	
ESE		38812	10321			120	49255	198	49453	759	50212	
TOTAL FOR FEFP		169339	49812		3	582	219739	955	220695	3663	224359	

FOOD SERVICE
 TRANSPORTATION

THOSE COSTS REPORTED IN THE COLUMN TITLED -SCHOOL INDIRECT- ARE DERIVED FROM TWO SOURCES: A) EXPENDITURES RECORDED BY SCHOOL AND B) SCHOOL LEVEL EXPENDITURES CENTRALLY RECORDED. FUNCTIONALLY DISTRIBUTED, THESE COSTS ARE AS REPORTED BELOW.

6100 PUPIL PERSONNEL	6400 INSTR STAFF TRAINING	7700 CENTRAL SERVICES
6200 INSTRUCTIONAL MEDIA	7300 SCHOOL ADMINISTRATION	955 7900 OPERATION OF PLANT
6300 INSTR & CURR DEVLPMNT	7400 FACILITIES ACQ-CONSTR	8100 MAINTENANCE OF PLANT
		8200 ADMIN. TECH. SERVICES
		6500 INSTR. TECH. SERVICES

FUND- 5
 SCHL- 0581 CHOCTAWHATCHEE HIGH

PROGRAM CATEGORY	NBR	DIRECT						TOTAL DIRECT	SCHOOL INDIRECT	SCHOOL COST	DISTRICT INDIRECT	TOTAL
		SALARIES	BENEFITS	PURCHASED SERVICES	MATERIAL SUPPLIES	OTHER EXPENSES	CAPITAL OUTLAY					
4-8 BASIC	102	820	100				923		923	5	929	
9-12 BASIC	103	364065	113659			2542	480267	735	481002	6233	487236	
BASIC		364886	113759			2544	481190	735	481926	6239	488165	
ESOL	130	5458	1772			39	7270	11	7282	97	7379	
ESOL		5458	1772			39	7270	11	7282	97	7379	
9-12 BASIC W/ES	113	86274	23609			528	110412	152	110565	1294	111859	
ESE LEVEL 4	254	1	264			5	271	1	273	14	287	
ESE LEVEL 5	255	5	1267			28	1300	8	1309	69	1378	
ESE		86280	25141			562	111984	162	112147	1378	113526	
VOCATIONAL,6-12	300	28	7117			159	7306	46	7352	390	7742	
VOCATIONAL PGM		28	7117			159	7306	46	7352	390	7742	
TOTAL FOR FEFP		456653	147791			3305	607751	955	608707	8105	616813	
FOOD SERVICE											2540	
TRANSPORTATION												

THOSE COSTS REPORTED IN THE COLUMN TITLED -SCHOOL INDIRECT- ARE DERIVED FROM TWO SOURCES: A) EXPENDITURES RECORDED BY SCHOOL AND B) SCHOOL LEVEL EXPENDITURES CENTRALLY RECORDED. FUNCTIONALLY DISTRIBUTED, THESE COSTS ARE AS REPORTED BELOW.

- | | | |
|----------------------------|----------------------------|-----------------------------|
| 6100 PUPIL PERSONNEL | 6400 INSTR STAFF TRAINING | 7700 CENTRAL SERVICES |
| 6200 INSTRUCTIONAL MEDIA | 7300 SCHOOL ADMINISTRATION | 955 7900 OPERATION OF PLANT |
| 6300 INSTR & CURR DEVLPMNT | 7400 FACILITIES ACQ-CONSTR | 8100 MAINTENANCE OF PLANT |
| | | 8200 ADMIN. TECH. SERVICES |
| | | 6500 INSTR. TECH. SERVICES |

FUND- 5
 SCHL- 0601 CRESTVIEW SENIOR HIGH

PROGRAM CATEGORY	NBR	DIRECT							TOTAL DIRECT	SCHOOL INDIRECT	SCHOOL COST	DISTRICT INDIRECT	TOTAL
		SALARIES	BENEFITS	PURCHASED SERVICES	MATERIAL SUPPLIES	OTHER EXPENSES	CAPITAL OUTLAY						
K-3 BASIC	101	2	371		1			376	2	378	20	398	
9-12 BASIC	103	472356	117208		621	90		590276	699	590975	6349	597324	
BASIC		472358	117579		622	90		590652	701	591353	6369	597723	
ESOL	130	4732	706		3			5443	4	5447	38	5485	
ESOL		4732	706		3			5443	4	5447	38	5485	
9-12 BASIC W/ES	113	66153	25846		136	20		92157	154	92311	1400	93711	
ESE LEVEL 4	254	2	356		1			361	2	363	19	382	
ESE LEVEL 5	255	6	847		4			858	5	863	45	909	
ESE		66161	27050		143	20		93376	161	93538	1465	95003	
VOCATIONAL,6-12	300	106	14902		78	11		15099	88	15188	807	15995	
VOCATIONAL PGM		106	14902		78	11		15099	88	15188	807	15995	
TOTAL FOR FEFP		543358	160239		848	123		704571	955	705527	8680	714208	
FOOD SERVICE												4910	
TRANSPORTATION													

THOSE COSTS REPORTED IN THE COLUMN TITLED -SCHOOL INDIRECT- ARE DERIVED FROM TWO SOURCES: A) EXPENDITURES RECORDED BY SCHOOL AND B) SCHOOL LEVEL EXPENDITURES CENTRALLY RECORDED. FUNCTIONALLY DISTRIBUTED, THESE COSTS ARE AS REPORTED BELOW.

- | | | |
|----------------------------|----------------------------|-----------------------------|
| 6100 PUPIL PERSONNEL | 6400 INSTR STAFF TRAINING | 7700 CENTRAL SERVICES |
| 6200 INSTRUCTIONAL MEDIA | 7300 SCHOOL ADMINISTRATION | 955 7900 OPERATION OF PLANT |
| 6300 INSTR & CURR DEVLPMNT | 7400 FACILITIES ACQ-CONSTR | 8100 MAINTENANCE OF PLANT |
| | | 8200 ADMIN. TECH. SERVICES |
| | | 6500 INSTR. TECH. SERVICES |

FUND- 5
 SCHL- 0621 KENWOOD ELEMENTARY

PROGRAM CATEGORY	NBR	DIRECT						TOTAL DIRECT	SCHOOL INDIRECT	SCHOOL COST	DISTRICT INDIRECT	TOTAL
		SALARIES	BENEFITS	PURCHASED SERVICES	MATERIAL SUPPLIES	OTHER EXPENSES	CAPITAL OUTLAY					
K-3 BASIC	101	81284	22580		69	168	104102	528	104630	2061	106692	
4-8 BASIC	102	57533	6783		20	50	64387	158	64545	619	65165	
BASIC		138817	29363		89	218	168489	686	169176	2681	171857	
ESOL	130	595	417		1	3	1017	9	1026	38	1065	
ESOL		595	417		1	3	1017	9	1026	38	1065	
PK-3 BASIC W/ES	111	4173	6105		18	45	10342	142	10485	557	11042	
4-8 BASIC W/ESE	112	6605	3019		9	22	9656	70	9726	275	10002	
ESE LEVEL 4	254	24	1928		5	14	1973	45	2018	176	2194	
ESE		10803	11052		33	82	21971	258	22230	1009	23239	
TOTAL FOR FEFP		150215	40833		124	303	191478	954	192433	3728	196162	

FOOD SERVICE
 TRANSPORTATION

THOSE COSTS REPORTED IN THE COLUMN TITLED -SCHOOL INDIRECT- ARE DERIVED FROM TWO SOURCES: A) EXPENDITURES RECORDED BY SCHOOL AND B) SCHOOL LEVEL EXPENDITURES CENTRALLY RECORDED. FUNCTIONALLY DISTRIBUTED, THESE COSTS ARE AS REPORTED BELOW.

- | | | |
|----------------------------|----------------------------|-----------------------------|
| 6100 PUPIL PERSONNEL | 6400 INSTR STAFF TRAINING | 7700 CENTRAL SERVICES |
| 6200 INSTRUCTIONAL MEDIA | 7300 SCHOOL ADMINISTRATION | 954 7900 OPERATION OF PLANT |
| 6300 INSTR & CURR DEVLPMNT | 7400 FACILITIES ACQ-CONSTR | 8100 MAINTENANCE OF PLANT |
| | | 8200 ADMIN. TECH. SERVICES |
| | | 6500 INSTR. TECH. SERVICES |

FUND- 5
 SCHL- 0631 FLOROSA ELEMENTARY SCHOOL

PROGRAM CATEGORY	NBR	DIRECT					TOTAL DIRECT	SCHOOL INDIRECT	SCHOOL COST	DISTRICT INDIRECT	TOTAL
		SALARIES	BENEFITS	PURCHASED SERVICES	MATERIAL SUPPLIES	OTHER EXPENSES					
K-3 BASIC	101	23547	15935		181	71	39737	470	40208	1640	41849
4-8 BASIC	102	91024	5323		60	24	96433	157	96590	548	97138
BASIC		114572	21259		242	96	136170	628	136798	2189	138987
ESOL	130	1769	939		10	4	2723	27	2751	96	2848
ESOL		1769	939		10	4	2723	27	2751	96	2848
PK-3 BASIC W/ES	111	8	7879		89	35	8013	232	8246	811	9057
4-8 BASIC W/ESE	112	12625	2054		23	9	14712	60	14773	211	14984
ESE LEVEL 4	254		84				85	2	87	8	96
ESE LEVEL 5	255		105		1		107	3	110	10	121
ESE		12634	10123		115	45	22918	299	23217	1042	24260
TOTAL FOR FEFP		128975	32321		368	145	161812	954	162767	3328	166096

FOOD SERVICE
 TRANSPORTATION

THOSE COSTS REPORTED IN THE COLUMN TITLED -SCHOOL INDIRECT- ARE DERIVED FROM TWO SOURCES: A) EXPENDITURES RECORDED BY SCHOOL AND B) SCHOOL LEVEL EXPENDITURES CENTRALLY RECORDED. FUNCTIONALLY DISTRIBUTED, THESE COSTS ARE AS REPORTED BELOW.

- | | | |
|----------------------------|----------------------------|-----------------------------|
| 6100 PUPIL PERSONNEL | 6400 INSTR STAFF TRAINING | 7700 CENTRAL SERVICES |
| 6200 INSTRUCTIONAL MEDIA | 7300 SCHOOL ADMINISTRATION | 954 7900 OPERATION OF PLANT |
| 6300 INSTR & CURR DEVLPMNT | 7400 FACILITIES ACQ-CONSTR | 8100 MAINTENANCE OF PLANT |
| | | 8200 ADMIN. TECH. SERVICES |
| | | 6500 INSTR. TECH. SERVICES |

FUND- 5
 SCHL- 0641 FORT WALTON BEACH HIGH

PROGRAM CATEGORY	NBR	DIRECT				TOTAL DIRECT	SCHOOL INDIRECT	SCHOOL COST	DISTRICT INDIRECT	TOTAL	
		SALARIES	BENEFITS	PURCHASED SERVICES	MATERIAL SUPPLIES						OTHER EXPENSES
9-12 BASIC	103	318588	77157		140	263	396149	774	396924	7353	404277
BASIC		318588	77157		140	263	396149	774	396924	7353	404277
ESOL	130	12305	891		1	3	13202	8	13211	84	13296
ESOL		12305	891		1	3	13202	8	13211	84	13296
9-12 BASIC W/ES ESE LEVEL 5	113 255	67237	11811 128		21	40	79110 129	118 1	79229 130	1125 12	80354 143
ESE		67237	11940		21	40	79240	119	79359	1137	80497
VOCATIONAL,6-12	300	16	5244		9	17	5288	52	5340	499	5840
VOCATIONAL PGM		16	5244		9	17	5288	52	5340	499	5840
TOTAL FOR FEFP		398147	95233		172	324	493879	955	494835	9075	503911

FOOD SERVICE
 TRANSPORTATION

THOSE COSTS REPORTED IN THE COLUMN TITLED -SCHOOL INDIRECT- ARE DERIVED FROM TWO SOURCES: A) EXPENDITURES RECORDED BY SCHOOL AND B) SCHOOL LEVEL EXPENDITURES CENTRALLY RECORDED. FUNCTIONALLY DISTRIBUTED, THESE COSTS ARE AS REPORTED BELOW.

- | | | |
|----------------------------|----------------------------|-----------------------------|
| 6100 PUPIL PERSONNEL | 6400 INSTR STAFF TRAINING | 7700 CENTRAL SERVICES |
| 6200 INSTRUCTIONAL MEDIA | 7300 SCHOOL ADMINISTRATION | 955 7900 OPERATION OF PLANT |
| 6300 INSTR & CURR DEVLPMNT | 7400 FACILITIES ACQ-CONSTR | 8100 MAINTENANCE OF PLANT |
| | | 8200 ADMIN. TECH. SERVICES |
| | | 6500 INSTR. TECH. SERVICES |

FUND- 5
 SCHL- 0651 BRUNER MIDDLE SCHOOL

PROGRAM CATEGORY	NBR	DIRECT						TOTAL DIRECT	SCHOOL INDIRECT	SCHOOL COST	DISTRICT INDIRECT	TOTAL
		SALARIES	BENEFITS	PURCHASED SERVICES	MATERIAL SUPPLIES	OTHER EXPENSES	CAPITAL OUTLAY					
4-8 BASIC	102	150933	42239			1929	195102	704	195807	3224	199031	
BASIC		150933	42239			1929	195102	704	195807	3224	199031	
ESOL	130	1723	676			30	2431	11	2442	51	2494	
ESOL		1723	676			30	2431	11	2442	51	2494	
4-8 BASIC W/ESE	112	15871	14327			654	30853	239	31092	1093	32185	
ESE LEVEL 5	255		57			2	60		60	4	65	
ESE		15871	14384			657	30913	239	31153	1098	32251	
TOTAL FOR FEFP		168527	57300			2617	228446	955	229402	4373	233776	
FOOD SERVICE												
TRANSPORTATION									1238			

THOSE COSTS REPORTED IN THE COLUMN TITLED -SCHOOL INDIRECT- ARE DERIVED FROM TWO SOURCES: A) EXPENDITURES RECORDED BY SCHOOL AND B) SCHOOL LEVEL EXPENDITURES CENTRALLY RECORDED. FUNCTIONALLY DISTRIBUTED, THESE COSTS ARE AS REPORTED BELOW.

- | | | |
|----------------------------|----------------------------|-----------------------------|
| 6100 PUPIL PERSONNEL | 6400 INSTR STAFF TRAINING | 7700 CENTRAL SERVICES |
| 6200 INSTRUCTIONAL MEDIA | 7300 SCHOOL ADMINISTRATION | 955 7900 OPERATION OF PLANT |
| 6300 INSTR & CURR DEVLPMNT | 7400 FACILITIES ACQ-CONSTR | 8100 MAINTENANCE OF PLANT |
| | | 8200 ADMIN. TECH. SERVICES |
| | | 6500 INSTR. TECH. SERVICES |

FUND- 5
 SCHL- 0671 LEWIS MIDDLE SCHOOL

PROGRAM CATEGORY	NBR	DIRECT						TOTAL DIRECT	SCHOOL INDIRECT	SCHOOL COST	DISTRICT INDIRECT	TOTAL
		SALARIES	BENEFITS	PURCHASED SERVICES	MATERIAL SUPPLIES	OTHER EXPENSES	CAPITAL OUTLAY					
K-3 BASIC	101	161402	6865		92	152	168512	155	168668	779	169448	
4-8 BASIC	102	404	18241		244	405	19296	414	19711	2071	21782	
BASIC		161806	25107		337	558	187809	570	188379	2850	191230	
ESOL	130	3434	675		9	15	4134	15	4149	76	4226	
ESOL		3434	675		9	15	4134	15	4149	76	4226	
PK-3 BASIC W/ES	111	17129	7430		99	165	24824	168	24993	843	25837	
4-8 BASIC W/ESE	112	177	8006		107	178	8469	181	8651	909	9560	
ESE LEVEL 4	254	18	850		11	18	899	19	918	96	1015	
ESE LEVEL 5	255		19				20		20	2	22	
ESE		17326	16306		218	362	34214	370	34584	1851	36435	
TOTAL FOR FEFP		182567	42088		564	935	226157	955	227113	4778	231892	

FOOD SERVICE
 TRANSPORTATION

THOSE COSTS REPORTED IN THE COLUMN TITLED -SCHOOL INDIRECT- ARE DERIVED FROM TWO SOURCES: A) EXPENDITURES RECORDED BY SCHOOL AND B) SCHOOL LEVEL EXPENDITURES CENTRALLY RECORDED. FUNCTIONALLY DISTRIBUTED, THESE COSTS ARE AS REPORTED BELOW.

- | | | |
|----------------------------|----------------------------|-----------------------------|
| 6100 PUPIL PERSONNEL | 6400 INSTR STAFF TRAINING | 7700 CENTRAL SERVICES |
| 6200 INSTRUCTIONAL MEDIA | 7300 SCHOOL ADMINISTRATION | 955 7900 OPERATION OF PLANT |
| 6300 INSTR & CURR DEVLPMNT | 7400 FACILITIES ACQ-CONSTR | 8100 MAINTENANCE OF PLANT |
| | | 8200 ADMIN. TECH. SERVICES |
| | | 6500 INSTR. TECH. SERVICES |

FUND- 5
 SCHL- 0681 LONGWOOD ELEMENTARY SCHOOL

PROGRAM CATEGORY	NBR	DIRECT						TOTAL DIRECT	SCHOOL INDIRECT	SCHOOL COST	DISTRICT INDIRECT	TOTAL
		SALARIES	BENEFITS	PURCHASED SERVICES	MATERIAL SUPPLIES	OTHER EXPENSES	CAPITAL OUTLAY					
K-3 BASIC	101	55051	17639		1532	347	74571	552	75124	1806	76930	
4-8 BASIC	102	18018	6489		563	127	25200	203	25403	664	26068	
BASIC		73069	24129		2096	475	99771	756	100527	2470	102998	
ESOL	130	23896	2647		230	52	26825	82	26908	271	27179	
ESOL		23896	2647		230	52	26825	82	26908	271	27179	
PK-3 BASIC W/ES	111	11604	2653		230	52	14540	83	14623	271	14894	
4-8 BASIC W/ESE	112	3674	1024		89	20	4808	32	4840	104	4945	
ESE LEVEL 4	254		50		4		55	1	57	5	62	
ESE		15278	3728		324	73	19403	116	19520	381	19902	
TOTAL FOR FEFP		112243	30504		2650	600	146000	955	146956	3123	150080	

FOOD SERVICE
 TRANSPORTATION

THOSE COSTS REPORTED IN THE COLUMN TITLED -SCHOOL INDIRECT- ARE DERIVED FROM TWO SOURCES: A) EXPENDITURES RECORDED BY SCHOOL AND B) SCHOOL LEVEL EXPENDITURES CENTRALLY RECORDED. FUNCTIONALLY DISTRIBUTED, THESE COSTS ARE AS REPORTED BELOW.

- | | | |
|----------------------------|----------------------------|-----------------------------|
| 6100 PUPIL PERSONNEL | 6400 INSTR STAFF TRAINING | 7700 CENTRAL SERVICES |
| 6200 INSTRUCTIONAL MEDIA | 7300 SCHOOL ADMINISTRATION | 955 7900 OPERATION OF PLANT |
| 6300 INSTR & CURR DEVLPMNT | 7400 FACILITIES ACQ-CONSTR | 8100 MAINTENANCE OF PLANT |
| | | 8200 ADMIN. TECH. SERVICES |
| | | 6500 INSTR. TECH. SERVICES |

FUND- 5
 SCHL- 0701 OKALOOSA APPLIED TECHNOLOGY CR

PROGRAM CATEGORY	NBR	DIRECT						TOTAL DIRECT	SCHOOL INDIRECT	SCHOOL COST	DISTRICT INDIRECT	TOTAL
		SALARIES	BENEFITS	PURCHASED SERVICES	MATERIAL SUPPLIES	OTHER EXPENSES	CAPITAL OUTLAY					
9-12 BASIC	103	58613	10068		224	121	69028	399	69428	690	70118	
BASIC		58613	10068		224	121	69028	399	69428	690	70118	
ESOL	130	1417	29				1448	1	1449	2	1451	
ESOL		1417	29				1448	1	1449	2	1451	
PK-3 BASIC W/ES	111	4	186		4	2	197	7	204	12	217	
4-8 BASIC W/ESE	112	29	1180		26	14	1250	46	1297	80	1378	
9-12 BASIC W/ES	113	21970	5173		115	62	27322	205	27527	354	27882	
ESE LEVEL 5	255	1	67		1		71	2	74	4	78	
ESE		22006	6607		147	79	28841	262	29103	453	29556	
VOCATIONAL, 6-12	300	186	7390		165	88	7830	293	8123	507	8630	
VOCATIONAL PGM		186	7390		165	88	7830	293	8123	507	8630	
AGRISCIENCE & N	351		1915		36		1952		1952		1952	
BUSINESS EDUCAT	352		2873		54		2928		2928		2928	
HEALTH SCIENCE	354	1	13036		247		13285		13285		13285	
INDUSTRIAL	355	105027	16285		309		121622		121622		121622	
ADULT PGM		105029	34112		647		139789		139789		139789	
VOCATIONAL PREP	405		1601		30		1632		1632		1632	
ADULT HANDICAP			1601		30		1632		1632		1632	
TOTAL FOR FEFP		187253	59809		1215	289	248569	955	249525	1653	251179	

FOOD SERVICE
 TRANSPORTATION

THOSE COSTS REPORTED IN THE COLUMN TITLED -SCHOOL INDIRECT- ARE DERIVED FROM TWO SOURCES: A) EXPENDITURES RECORDED BY SCHOOL AND B) SCHOOL LEVEL EXPENDITURES CENTRALLY RECORDED. FUNCTIONALLY DISTRIBUTED, THESE COSTS ARE AS REPORTED BELOW.

- | | | |
|----------------------------|----------------------------|-----------------------------|
| 6100 PUPIL PERSONNEL | 6400 INSTR STAFF TRAINING | 7700 CENTRAL SERVICES |
| 6200 INSTRUCTIONAL MEDIA | 7300 SCHOOL ADMINISTRATION | 955 7900 OPERATION OF PLANT |
| 6300 INSTR & CURR DEVLPMNT | 7400 FACILITIES ACQ-CONSTR | 8100 MAINTENANCE OF PLANT |
| | | 8200 ADMIN. TECH. SERVICES |
| | | 6500 INSTR. TECH. SERVICES |

FUND- 5
 SCHL- 0731 WALKER ELEMENTARY

PROGRAM CATEGORY	NBR	DIRECT						TOTAL DIRECT	SCHOOL INDIRECT	SCHOOL COST	DISTRICT INDIRECT	TOTAL
		SALARIES	BENEFITS	PURCHASED SERVICES	MATERIAL SUPPLIES	OTHER EXPENSES	CAPITAL OUTLAY					
K-3 BASIC	101	72594	25933		1788	62	100379	551	100930	2454	103385	
4-8 BASIC	102	20221	9646		665	23	30556	205	30761	913	31674	
BASIC		92816	35580		2453	85	130935	756	131692	3367	135060	
ESOL	130		110		7		118	2	121	10	131	
ESOL			110		7		118	2	121	10	131	
PK-3 BASIC W/ES	111	19735	5869		404	14	26024	124	26149	555	26704	
4-8 BASIC W/ESE	112	14179	3024		208	7	17420	64	17484	286	17770	
ESE LEVEL 4	254		361		24		387	7	395	34	429	
ESE		33915	9255		638	22	43832	196	44029	876	44905	
TOTAL FOR FEFP		126732	44946		3098	107	174886	955	175842	4254	180097	
FOOD SERVICE TRANSPORTATION									1184			

THOSE COSTS REPORTED IN THE COLUMN TITLED -SCHOOL INDIRECT- ARE DERIVED FROM TWO SOURCES: A) EXPENDITURES RECORDED BY SCHOOL AND B) SCHOOL LEVEL EXPENDITURES CENTRALLY RECORDED. FUNCTIONALLY DISTRIBUTED, THESE COSTS ARE AS REPORTED BELOW.

- | | | |
|----------------------------|----------------------------|-----------------------------|
| 6100 PUPIL PERSONNEL | 6400 INSTR STAFF TRAINING | 7700 CENTRAL SERVICES |
| 6200 INSTRUCTIONAL MEDIA | 7300 SCHOOL ADMINISTRATION | 955 7900 OPERATION OF PLANT |
| 6300 INSTR & CURR DEVLPMNT | 7400 FACILITIES ACQ-CONSTR | 8100 MAINTENANCE OF PLANT |
| | | 8200 ADMIN. TECH. SERVICES |
| | | 6500 INSTR. TECH. SERVICES |

FUND- 5
 SCHL- 0741 BLUEWATER ELEMENTARY

PROGRAM CATEGORY	NBR	DIRECT					TOTAL DIRECT	SCHOOL INDIRECT	SCHOOL COST	DISTRICT INDIRECT	TOTAL
		SALARIES	BENEFITS	PURCHASED SERVICES	MATERIAL SUPPLIES	OTHER EXPENSES					
K-3 BASIC	101	98320	28852			996	128169	533	128703	2344	131047
4-8 BASIC	102	31282	10279			355	41917	190	42107	835	42943
BASIC		129602	39132			1351	170086	724	170810	3179	173990
ESOL	130	690	670			23	1383	12	1396	54	1450
ESOL		690	670			23	1383	12	1396	54	1450
PK-3 BASIC W/ES	111	40630	7117			245	47994	131	48125	578	48704
4-8 BASIC W/ESE	112	27466	4736			163	32366	87	32454	384	32838
ESE		68096	11854			409	80360	219	80579	963	81543
TOTAL FOR FEFP		198389	51656			1783	251830	955	252786	4197	256984

FOOD SERVICE
 TRANSPORTATION

THOSE COSTS REPORTED IN THE COLUMN TITLED -SCHOOL INDIRECT- ARE DERIVED FROM TWO SOURCES: A) EXPENDITURES RECORDED BY SCHOOL AND B) SCHOOL LEVEL EXPENDITURES CENTRALLY RECORDED. FUNCTIONALLY DISTRIBUTED, THESE COSTS ARE AS REPORTED BELOW.

6100 PUPIL PERSONNEL	6400 INSTR STAFF TRAINING	7700 CENTRAL SERVICES
6200 INSTRUCTIONAL MEDIA	7300 SCHOOL ADMINISTRATION	955 7900 OPERATION OF PLANT
6300 INSTR & CURR DEVLPMNT	7400 FACILITIES ACQ-CONSTR	8100 MAINTENANCE OF PLANT
		8200 ADMIN. TECH. SERVICES
		6500 INSTR. TECH. SERVICES

FUND- 5
 SCHL- 0751 ANTIOCH ELEMENTARY

PROGRAM CATEGORY	NBR	DIRECT						TOTAL DIRECT	SCHOOL INDIRECT	SCHOOL COST	DISTRICT INDIRECT	TOTAL
		SALARIES	BENEFITS	PURCHASED SERVICES	MATERIAL SUPPLIES	OTHER EXPENSES	CAPITAL OUTLAY					
K-3 BASIC	101	156321	31408		245	332	188307	564	188872	2884	191756	
4-8 BASIC	102	10625	12203		95	129	23052	219	23272	1120	24392	
BASIC		166946	43612		340	461	211360	784	212144	4004	216149	
ESOL	130	2371	287		2	3	2664	5	2669	26	2696	
ESOL		2371	287		2	3	2664	5	2669	26	2696	
PK-3 BASIC W/ES 111		11807	6144		47	64	18065	110	18176	564	18740	
4-8 BASIC W/ESE 112		1439	3110		24	32	4607	55	4663	285	4949	
ESE		13247	9255		72	97	22673	166	22839	849	23689	
TOTAL FOR FEFP		182565	53154		414	561	236697	955	237653	4881	242535	
FOOD SERVICE TRANSPORTATION								1184				

THOSE COSTS REPORTED IN THE COLUMN TITLED -SCHOOL INDIRECT- ARE DERIVED FROM TWO SOURCES: A) EXPENDITURES RECORDED BY SCHOOL AND B) SCHOOL LEVEL EXPENDITURES CENTRALLY RECORDED. FUNCTIONALLY DISTRIBUTED, THESE COSTS ARE AS REPORTED BELOW.

6100 PUPIL PERSONNEL	6400 INSTR STAFF TRAINING	7700 CENTRAL SERVICES
6200 INSTRUCTIONAL MEDIA	7300 SCHOOL ADMINISTRATION	955 7900 OPERATION OF PLANT
6300 INSTR & CURR DEVLPMNT	7400 FACILITIES ACQ-CONSTR	8100 MAINTENANCE OF PLANT
		8200 ADMIN. TECH. SERVICES
		6500 INSTR. TECH. SERVICES

FUND- 5
 SCHL- 0761 DAVIDSON MIDDLE SCHOOL

PROGRAM CATEGORY	NBR	DIRECT						TOTAL DIRECT	SCHOOL INDIRECT	SCHOOL COST	DISTRICT INDIRECT	TOTAL
		SALARIES	BENEFITS	PURCHASED SERVICES	MATERIAL SUPPLIES	OTHER EXPENSES	CAPITAL OUTLAY					
4-8 BASIC	102	200382	63190			439	264013	767	264780	3516	268296	
BASIC		200382	63190			439	264013	767	264780	3516	268296	
ESOL	130	1	194			1	197	2	199	10	210	
ESOL		1	194			1	197	2	199	10	210	
4-8 BASIC W/ESE	112	34548	15251			106	49906	185	50091	848	50940	
ESE LEVEL 5	255		72				73		74	4	78	
ESE		34549	15323			106	49979	186	50165	852	51018	
TOTAL FOR FEFP		234932	78708			547	314189	955	315145	4379	319525	

FOOD SERVICE
 TRANSPORTATION

THOSE COSTS REPORTED IN THE COLUMN TITLED -SCHOOL INDIRECT- ARE DERIVED FROM TWO SOURCES: A) EXPENDITURES RECORDED BY SCHOOL AND B) SCHOOL LEVEL EXPENDITURES CENTRALLY RECORDED. FUNCTIONALLY DISTRIBUTED, THESE COSTS ARE AS REPORTED BELOW.

- | | | |
|----------------------------|----------------------------|-----------------------------|
| 6100 PUPIL PERSONNEL | 6400 INSTR STAFF TRAINING | 7700 CENTRAL SERVICES |
| 6200 INSTRUCTIONAL MEDIA | 7300 SCHOOL ADMINISTRATION | 955 7900 OPERATION OF PLANT |
| 6300 INSTR & CURR DEVLPMNT | 7400 FACILITIES ACQ-CONSTR | 8100 MAINTENANCE OF PLANT |
| | | 8200 ADMIN. TECH. SERVICES |
| | | 6500 INSTR. TECH. SERVICES |

FUND- 5
 SCHL- 0771 DESTIN MIDDLE SCHOOL

PROGRAM CATEGORY	NBR	DIRECT						TOTAL DIRECT	SCHOOL INDIRECT	SCHOOL COST	DISTRICT INDIRECT	TOTAL
		SALARIES	BENEFITS	PURCHASED SERVICES	MATERIAL SUPPLIES	OTHER EXPENSES	CAPITAL OUTLAY					
4-8 BASIC	102	107152	38336			573	146061	778	146840	2767	149607	
BASIC		107152	38336			573	146061	778	146840	2767	149607	
ESOL	130	182	558			8	748	11	760	40	800	
ESOL		182	558			8	748	11	760	40	800	
4-8 BASIC W/ESE	112	30688	8127			121	38937	164	39102	586	39689	
ESE LEVEL 5	255		79			1	81	1	83	5	88	
ESE		30688	8207			122	39019	166	39185	592	39778	
TOTAL FOR FEFP		138022	47101			704	185829	955	186785	3400	190186	

FOOD SERVICE
 TRANSPORTATION

THOSE COSTS REPORTED IN THE COLUMN TITLED -SCHOOL INDIRECT- ARE DERIVED FROM TWO SOURCES: A) EXPENDITURES RECORDED BY SCHOOL AND B) SCHOOL LEVEL EXPENDITURES CENTRALLY RECORDED. FUNCTIONALLY DISTRIBUTED, THESE COSTS ARE AS REPORTED BELOW.

- | | | |
|----------------------------|----------------------------|-----------------------------|
| 6100 PUPIL PERSONNEL | 6400 INSTR STAFF TRAINING | 7700 CENTRAL SERVICES |
| 6200 INSTRUCTIONAL MEDIA | 7300 SCHOOL ADMINISTRATION | 955 7900 OPERATION OF PLANT |
| 6300 INSTR & CURR DEVLPMNT | 7400 FACILITIES ACQ-CONSTR | 8100 MAINTENANCE OF PLANT |
| | | 8200 ADMIN. TECH. SERVICES |
| | | 6500 INSTR. TECH. SERVICES |

FUND- 5
 SCHL- 0801 RICHBourg SCHOOL

----- PROGRAM -----		----- DIRECT -----							SCHOOL	SCHOOL	DISTRICT	TOTAL
CATEGORY	NBR	SALARIES	BENEFITS	PURCHASED SERVICES	MATERIAL SUPPLIES	OTHER EXPENSES	CAPITAL OUTLAY	TOTAL DIRECT	INDIRECT	COST	INDIRECT	TOTAL
PK-3 BASIC W/ES	111	4339	316		10	13		4679	22	4702	23	4725
4-8 BASIC W/ESE	112	6	932		32	39		1010	65	1076	70	1146
9-12 BASIC W/ES	113	2	303		10	12		328	21	350	22	373
ESE LEVEL 4	254	21986	4213		145	179		26524	296	26821	316	27138
ESE LEVEL 5	255	4825	4005		138	170		9140	282	9422	301	9723
ESE		31158	9770		337	416		41684	687	42372	734	43107
TOTAL FOR FEFP		31158	9770		337	416		41684	687	42372	734	43107

FOOD SERVICE
 TRANSPORTATION

THOSE COSTS REPORTED IN THE COLUMN TITLED -SCHOOL INDIRECT- ARE DERIVED FROM TWO SOURCES: A) EXPENDITURES RECORDED BY SCHOOL AND B) SCHOOL LEVEL EXPENDITURES CENTRALLY RECORDED. FUNCTIONALLY DISTRIBUTED, THESE COSTS ARE AS REPORTED BELOW.

6100 PUPIL PERSONNEL	6400 INSTR STAFF TRAINING	7700 CENTRAL SERVICES
6200 INSTRUCTIONAL MEDIA	7300 SCHOOL ADMINISTRATION	687 7900 OPERATION OF PLANT
6300 INSTR & CURR DEVLPMNT	7400 FACILITIES ACQ-CONSTR	8100 MAINTENANCE OF PLANT
		8200 ADMIN. TECH. SERVICES
		6500 INSTR. TECH. SERVICES

FUND- 5
 SCHL- 0811 SOUTHSIDE CENTER

----- PROGRAM -----		----- DIRECT -----											
CATEGORY	NBR	SALARIES	BENEFITS	PURCHASED SERVICES	MATERIAL SUPPLIES	OTHER EXPENSES	CAPITAL OUTLAY	TOTAL DIRECT	SCHOOL INDIRECT	SCHOOL COST	DISTRICT INDIRECT	TOTAL	
PK-3 BASIC W/ES	111	21053	5549		132	72		26807	387	27195	529	27725	
ESE LEVEL 4	254	12	497		11	6		528	34	562	47	610	
ESE		21065	6046		143	78		27335	421	27757	577	28335	
TOTAL FOR FEFP		21065	6046		143	78		27335	421	27757	577	28335	

FOOD SERVICE
 TRANSPORTATION

THOSE COSTS REPORTED IN THE COLUMN TITLED -SCHOOL INDIRECT- ARE DERIVED FROM TWO SOURCES: A) EXPENDITURES RECORDED BY SCHOOL AND B) SCHOOL LEVEL EXPENDITURES CENTRALLY RECORDED. FUNCTIONALLY DISTRIBUTED, THESE COSTS ARE AS REPORTED BELOW.

6100 PUPIL PERSONNEL	6400 INSTR STAFF TRAINING	7700 CENTRAL SERVICES
6200 INSTRUCTIONAL MEDIA	7300 SCHOOL ADMINISTRATION	421 7900 OPERATION OF PLANT
6300 INSTR & CURR DEVLPMNT	7400 FACILITIES ACQ-CONSTR	8100 MAINTENANCE OF PLANT
		8200 ADMIN. TECH. SERVICES
		6500 INSTR. TECH. SERVICES

FUND- 5
 SCHL- 9810 GULF COAST YOUTH ACADEMY

PROGRAM CATEGORY	NBR	----- DIRECT -----					TOTAL DIRECT	SCHOOL INDIRECT	SCHOOL COST	DISTRICT INDIRECT	TOTAL
		SALARIES	BENEFITS	PURCHASED SERVICES	MATERIAL SUPPLIES	OTHER EXPENSES					
4-8 BASIC	102		1785		39	1824		1824	228	2053	
9-12 BASIC	103	15232	2936		64	18233		18233	376	18609	
BASIC		15232	4722		104	20058		20058	604	20663	
4-8 BASIC W/ESE	112		764		16	781		781	97	879	
9-12 BASIC W/ES	113		1637		36	1673		1673	209	1882	
ESE			2401		53	2454		2454	307	2762	
VOCATIONAL,6-12	300		513		11	524		524	65	590	
VOCATIONAL PGM			513		11	524		524	65	590	
TOTAL FOR FEFP		15232	7636		168	23037		23037	978	24016	

FOOD SERVICE
 TRANSPORTATION

THOSE COSTS REPORTED IN THE COLUMN TITLED -SCHOOL INDIRECT- ARE DERIVED FROM TWO SOURCES: A) EXPENDITURES RECORDED BY SCHOOL AND B) SCHOOL LEVEL EXPENDITURES CENTRALLY RECORDED. FUNCTIONALLY DISTRIBUTED, THESE COSTS ARE AS REPORTED BELOW.

6100 PUPIL PERSONNEL	6400 INSTR STAFF TRAINING	7700 CENTRAL SERVICES
6200 INSTRUCTIONAL MEDIA	7300 SCHOOL ADMINISTRATION	7900 OPERATION OF PLANT
6300 INSTR & CURR DEVLPMNT	7400 FACILITIES ACQ-CONSTR	8100 MAINTENANCE OF PLANT
		8200 ADMIN. TECH. SERVICES
		6500 INSTR. TECH. SERVICES

FUND- 5
 SCHL- 9811 OKALOOSA YOUTH DEVELOPMENT CTR

PROGRAM CATEGORY	NBR	DIRECT					TOTAL DIRECT	SCHOOL INDIRECT	SCHOOL COST	DISTRICT INDIRECT	TOTAL
		SALARIES	BENEFITS	PURCHASED SERVICES	MATERIAL SUPPLIES	OTHER EXPENSES					
4-8 BASIC	102	1754	616		32		2402			101	2504
9-12 BASIC	103	1927	935		48		2911			154	3066
BASIC		3681	1552		81		5314			255	5570
4-8 BASIC W/ESE	112	1233	373		19		1625			61	1687
9-12 BASIC W/ES	113	2642	942		49		3633			155	3789
ESE		3875	1315		68		5259			216	5476
VOCATIONAL,6-12	300	474	152		7		634			25	659
VOCATIONAL PGM		474	152		7		634			25	659
TOTAL FOR FEFP		8030	3020		157		11208			498	11707

FOOD SERVICE
 TRANSPORTATION

THOSE COSTS REPORTED IN THE COLUMN TITLED -SCHOOL INDIRECT- ARE DERIVED FROM TWO SOURCES: A) EXPENDITURES RECORDED BY SCHOOL AND B) SCHOOL LEVEL EXPENDITURES CENTRALLY RECORDED. FUNCTIONALLY DISTRIBUTED, THESE COSTS ARE AS REPORTED BELOW.

- | | | |
|----------------------------|----------------------------|----------------------------|
| 6100 PUPIL PERSONNEL | 6400 INSTR STAFF TRAINING | 7700 CENTRAL SERVICES |
| 6200 INSTRUCTIONAL MEDIA | 7300 SCHOOL ADMINISTRATION | 7900 OPERATION OF PLANT |
| 6300 INSTR & CURR DEVLPMNT | 7400 FACILITIES ACQ-CONSTR | 8100 MAINTENANCE OF PLANT |
| | | 8200 ADMIN. TECH. SERVICES |
| | | 6500 INSTR. TECH. SERVICES |

FUND- 5
 SCHL- 9812 OKALOOSA YOUTH ACADEMY

PROGRAM CATEGORY	NBR	DIRECT					TOTAL DIRECT	SCHOOL INDIRECT	SCHOOL COST	DISTRICT INDIRECT	TOTAL
		SALARIES	BENEFITS	PURCHASED SERVICES	MATERIAL SUPPLIES	OTHER EXPENSES					
4-8 BASIC	102	1508	1361		82	2951		2951	179	3131	
9-12 BASIC	103	10783	1624		98	12506		12506	213	12719	
BASIC		12291	2985		181	15458		15458	392	15850	
4-8 BASIC W/ESE	112	1230	999		60	2289		2289	131	2421	
9-12 BASIC W/ES	113	6071	2003		121	8196		8196	263	8460	
ESE		7301	3002		182	10486		10486	395	10881	
VOCATIONAL,6-12	300	102	806		49	957		957	106	1063	
VOCATIONAL PGM		102	806		49	957		957	106	1063	
TOTAL FOR FEFP		19694	6794		412	26901		26901	894	27796	

FOOD SERVICE
 TRANSPORTATION

THOSE COSTS REPORTED IN THE COLUMN TITLED -SCHOOL INDIRECT- ARE DERIVED FROM TWO SOURCES: A) EXPENDITURES RECORDED BY SCHOOL AND B) SCHOOL LEVEL EXPENDITURES CENTRALLY RECORDED. FUNCTIONALLY DISTRIBUTED, THESE COSTS ARE AS REPORTED BELOW.

- | | | |
|----------------------------|----------------------------|----------------------------|
| 6100 PUPIL PERSONNEL | 6400 INSTR STAFF TRAINING | 7700 CENTRAL SERVICES |
| 6200 INSTRUCTIONAL MEDIA | 7300 SCHOOL ADMINISTRATION | 7900 OPERATION OF PLANT |
| 6300 INSTR & CURR DEVLPMNT | 7400 FACILITIES ACQ-CONSTR | 8100 MAINTENANCE OF PLANT |
| | | 8200 ADMIN. TECH. SERVICES |
| | | 6500 INSTR. TECH. SERVICES |

FUND- 5
 SCHL- 9813 OKALOOSA REGIONAL DETENTION CT

PROGRAM CATEGORY	NBR	DIRECT					TOTAL DIRECT	SCHOOL INDIRECT	SCHOOL COST	DISTRICT INDIRECT	TOTAL
		SALARIES	BENEFITS	PURCHASED SERVICES	MATERIAL SUPPLIES	OTHER EXPENSES					
4-8 BASIC	102	2320	338		57		2716		2716	91	2808
9-12 BASIC	103	2753	657		112		3523		3523	177	3700
BASIC		5073	996		170		6239		6239	268	6508
4-8 BASIC W/ESE	112		30		5		35		35	8	43
9-12 BASIC W/ES	113	1694	225		38		1957		1957	60	2018
ESE		1694	255		43		1993		1993	68	2062
TOTAL FOR FEFP		6767	1251		213		8232		8232	337	8570

FOOD SERVICE
 TRANSPORTATION

THOSE COSTS REPORTED IN THE COLUMN TITLED -SCHOOL INDIRECT- ARE DERIVED FROM TWO SOURCES: A) EXPENDITURES RECORDED BY SCHOOL AND B) SCHOOL LEVEL EXPENDITURES CENTRALLY RECORDED. FUNCTIONALLY DISTRIBUTED, THESE COSTS ARE AS REPORTED BELOW.

- | | | |
|----------------------------|----------------------------|----------------------------|
| 6100 PUPIL PERSONNEL | 6400 INSTR STAFF TRAINING | 7700 CENTRAL SERVICES |
| 6200 INSTRUCTIONAL MEDIA | 7300 SCHOOL ADMINISTRATION | 7900 OPERATION OF PLANT |
| 6300 INSTR & CURR DEVLPMNT | 7400 FACILITIES ACQ-CONSTR | 8100 MAINTENANCE OF PLANT |
| | | 8200 ADMIN. TECH. SERVICES |
| | | 6500 INSTR. TECH. SERVICES |

FUND- 5
 SCHL- 9814 ADOLESCENT SUBSTANCE ABUSE PRG

PROGRAM CATEGORY	NBR	DIRECT					TOTAL DIRECT	SCHOOL INDIRECT	SCHOOL COST	DISTRICT INDIRECT	TOTAL
		SALARIES	BENEFITS	PURCHASED SERVICES	MATERIAL SUPPLIES	OTHER EXPENSES					
4-8 BASIC	102	701	447		75	1224		1224	45	1269	
9-12 BASIC	103	8703	2429		408	11540		11540	244	11785	
BASIC		9404	2876		483	12764		12764	289	13054	
4-8 BASIC W/ESE	112	639	246		41	927		927	24	952	
9-12 BASIC W/ES	113	1706	629		105	2441		2441	63	2505	
ESE		2345	876		147	3368		3368	88	3457	
VOCATIONAL,6-12	300	56	85		14	157		157	8	165	
VOCATIONAL PGM		56	85		14	157		157	8	165	
TOTAL FOR FEFP		11806	3838		644	16290		16290	386	16677	

FOOD SERVICE
 TRANSPORTATION

THOSE COSTS REPORTED IN THE COLUMN TITLED -SCHOOL INDIRECT- ARE DERIVED FROM TWO SOURCES: A) EXPENDITURES RECORDED BY SCHOOL AND B) SCHOOL LEVEL EXPENDITURES CENTRALLY RECORDED. FUNCTIONALLY DISTRIBUTED, THESE COSTS ARE AS REPORTED BELOW.

- | | | |
|----------------------------|----------------------------|----------------------------|
| 6100 PUPIL PERSONNEL | 6400 INSTR STAFF TRAINING | 7700 CENTRAL SERVICES |
| 6200 INSTRUCTIONAL MEDIA | 7300 SCHOOL ADMINISTRATION | 7900 OPERATION OF PLANT |
| 6300 INSTR & CURR DEVLPMNT | 7400 FACILITIES ACQ-CONSTR | 8100 MAINTENANCE OF PLANT |
| | | 8200 ADMIN. TECH. SERVICES |
| | | 6500 INSTR. TECH. SERVICES |

FUND- 5
 SCHL- 9817 MILTON GIRLS JUVENILE RESIDENT

PROGRAM CATEGORY	NBR	DIRECT					TOTAL DIRECT	SCHOOL INDIRECT	SCHOOL COST	DISTRICT INDIRECT	TOTAL
		SALARIES	BENEFITS	PURCHASED SERVICES	MATERIAL SUPPLIES	OTHER EXPENSES					
4-8 BASIC	102	1550	628		39	2217		2217	61	2279	
9-12 BASIC	103	3671	2277		143	6091		6091	223	6315	
BASIC		5221	2905		183	8309		8309	285	8594	
4-8 BASIC W/ESE	112	1582	537		33	2153		2153	52	2206	
9-12 BASIC W/ES	113	3230	1259		79	4568		4568	123	4692	
ESE		4812	1796		113	6721		6721	176	6898	
VOCATIONAL,6-12	300	1912	153		9	2074		2074	15	2089	
VOCATIONAL PGM		1912	153		9	2074		2074	15	2089	
TOTAL FOR FEFP		11945	4854		305	17105		17105	477	17583	

FOOD SERVICE
 TRANSPORTATION

THOSE COSTS REPORTED IN THE COLUMN TITLED -SCHOOL INDIRECT- ARE DERIVED FROM TWO SOURCES: A) EXPENDITURES RECORDED BY SCHOOL AND B) SCHOOL LEVEL EXPENDITURES CENTRALLY RECORDED. FUNCTIONALLY DISTRIBUTED, THESE COSTS ARE AS REPORTED BELOW.

- | | | |
|----------------------------|----------------------------|----------------------------|
| 6100 PUPIL PERSONNEL | 6400 INSTR STAFF TRAINING | 7700 CENTRAL SERVICES |
| 6200 INSTRUCTIONAL MEDIA | 7300 SCHOOL ADMINISTRATION | 7900 OPERATION OF PLANT |
| 6300 INSTR & CURR DEVLPMNT | 7400 FACILITIES ACQ-CONSTR | 8100 MAINTENANCE OF PLANT |
| | | 8200 ADMIN. TECH. SERVICES |
| | | 6500 INSTR. TECH. SERVICES |

FUND- 5
 SCHL- 9818 N. W. FLORIDA BALLET ACADEMIE

PROGRAM CATEGORY	NBR	DIRECT					TOTAL DIRECT	SCHOOL INDIRECT	SCHOOL COST	DISTRICT INDIRECT	TOTAL
		SALARIES	BENEFITS	PURCHASED SERVICES	MATERIAL SUPPLIES	OTHER EXPENSES					
K-3 BASIC	101		3234		508	184	3928		3928	201	4129
4-8 BASIC	102	24690	6434		1012	367	32504		32504	399	32904
BASIC		24690	9669		1521	552	36432		36432	601	37033
PK-3 BASIC W/ES 111			84		13	4	102		102	5	107
4-8 BASIC W/ESE 112			105		16	6	128		128	6	134
ESE			189		29	10	230		230	11	242
TOTAL FOR FEFP		24690	9858		1550	562	36662		36662	612	37275

FOOD SERVICE
 TRANSPORTATION

THOSE COSTS REPORTED IN THE COLUMN TITLED -SCHOOL INDIRECT- ARE DERIVED FROM TWO SOURCES: A) EXPENDITURES RECORDED BY SCHOOL AND B) SCHOOL LEVEL EXPENDITURES CENTRALLY RECORDED. FUNCTIONALLY DISTRIBUTED, THESE COSTS ARE AS REPORTED BELOW.

- | | | |
|----------------------------|----------------------------|----------------------------|
| 6100 PUPIL PERSONNEL | 6400 INSTR STAFF TRAINING | 7700 CENTRAL SERVICES |
| 6200 INSTRUCTIONAL MEDIA | 7300 SCHOOL ADMINISTRATION | 7900 OPERATION OF PLANT |
| 6300 INSTR & CURR DEVLPMNT | 7400 FACILITIES ACQ-CONSTR | 8100 MAINTENANCE OF PLANT |
| | | 8200 ADMIN. TECH. SERVICES |
| | | 6500 INSTR. TECH. SERVICES |

FUND- 5
 SCHL- 9819 TEACHING ADJUDICATED YOUTH FAC

PROGRAM CATEGORY	NBR	DIRECT							TOTAL DIRECT	SCHOOL INDIRECT	SCHOOL COST	DISTRICT INDIRECT	TOTAL
		SALARIES	BENEFITS	PURCHASED SERVICES	MATERIAL SUPPLIES	OTHER EXPENSES	CAPITAL OUTLAY						
9-12 BASIC	103	2538	501		509			3549		3549	61	3611	
BASIC		2538	501		509			3549		3549	61	3611	
9-12 BASIC W/ES	113	1153	217		221			1591		1591	26	1618	
ESE		1153	217		221			1591		1591	26	1618	
TOTAL FOR FEFP		3691	718		730			5140		5140	88	5229	

FOOD SERVICE
 TRANSPORTATION

THOSE COSTS REPORTED IN THE COLUMN TITLED -SCHOOL INDIRECT- ARE DERIVED FROM TWO SOURCES: A) EXPENDITURES RECORDED BY SCHOOL AND B) SCHOOL LEVEL EXPENDITURES CENTRALLY RECORDED. FUNCTIONALLY DISTRIBUTED, THESE COSTS ARE AS REPORTED BELOW.

6100 PUPIL PERSONNEL	6400 INSTR STAFF TRAINING	7700 CENTRAL SERVICES
6200 INSTRUCTIONAL MEDIA	7300 SCHOOL ADMINISTRATION	7900 OPERATION OF PLANT
6300 INSTR & CURR DEVLPMNT	7400 FACILITIES ACQ-CONSTR	8100 MAINTENANCE OF PLANT
		8200 ADMIN. TECH. SERVICES
		6500 INSTR. TECH. SERVICES

FUND- 5
 SCHL- 9820 OKALOOSA BLENDED SCHOOLS

PROGRAM CATEGORY	NBR	DIRECT						TOTAL DIRECT	SCHOOL INDIRECT	SCHOOL COST	DISTRICT INDIRECT	TOTAL
		SALARIES	BENEFITS	PURCHASED SERVICES	MATERIAL SUPPLIES	OTHER EXPENSES	CAPITAL OUTLAY					
K-3 BASIC	101	44	516				561		561	68	629	
4-8 BASIC	102	4832	373				5205		5205	49	5254	
BASIC		4876	890				5766		5766	117	5883	
4-8 BASIC W/ESE	112		6				7		7		8	
ESE			6				7		7		8	
TOTAL FOR FEFP		4876	896				5773		5773	118	5892	

FOOD SERVICE
 TRANSPORTATION

THOSE COSTS REPORTED IN THE COLUMN TITLED -SCHOOL INDIRECT- ARE DERIVED FROM TWO SOURCES: A) EXPENDITURES RECORDED BY SCHOOL AND B) SCHOOL LEVEL EXPENDITURES CENTRALLY RECORDED. FUNCTIONALLY DISTRIBUTED, THESE COSTS ARE AS REPORTED BELOW.

- | | | |
|----------------------------|----------------------------|----------------------------|
| 6100 PUPIL PERSONNEL | 6400 INSTR STAFF TRAINING | 7700 CENTRAL SERVICES |
| 6200 INSTRUCTIONAL MEDIA | 7300 SCHOOL ADMINISTRATION | 7900 OPERATION OF PLANT |
| 6300 INSTR & CURR DEVLPMNT | 7400 FACILITIES ACQ-CONSTR | 8100 MAINTENANCE OF PLANT |
| | | 8200 ADMIN. TECH. SERVICES |
| | | 6500 INSTR. TECH. SERVICES |

School District of Okaloosa County




EXHIBIT K-14

Schedule 3, School Program Cost Report

ARRA - Targeted Funds

For the Fiscal Year Ended June 30, 2011

Revised February 14, 2012

FUND- 6
 SCHL- 0031 EDWINS ELEMENTARY SCHOOL

PROGRAM CATEGORY	NBR	DIRECT							TOTAL DIRECT	SCHOOL INDIRECT	SCHOOL COST	DISTRICT INDIRECT	TOTAL
		SALARIES	BENEFITS	PURCHASED SERVICES	MATERIAL SUPPLIES	OTHER EXPENSES	CAPITAL OUTLAY						
K-3 BASIC	101	1869	306	2384	644	73	167	5445		5445	34262	39707	
4-8 BASIC	102	582	95	742	200	22	52	1696		1696	10675	12372	
BASIC		2451	401	3127	844	96	220	7141		7141	44938	52080	
ESOL	130	181	29	231	62	7	16	528		528	3323	3852	
ESOL		181	29	231	62	7	16	528		528	3323	3852	
PK-3 BASIC W/ES	111	36379	11496	16421	2182	87	3040	69607	3476	73084	16319	89403	
4-8 BASIC W/ESE	112	8437	3487	4981	662	26	922	18517	1054	19571	4950	24522	
ESE LEVEL 4	254	3360	950	1356	180	7	251	6106	287	6393	1348	7741	
ESE		48177	15934	22759	3024	120	4214	94230	4818	99049	22618	121668	
TOTAL FOR FEFP		50810	16365	26117	3932	223	4450	101900	4818	106719	70880	177600	

FOOD SERVICE
 TRANSPORTATION

THOSE COSTS REPORTED IN THE COLUMN TITLED -SCHOOL INDIRECT- ARE DERIVED FROM TWO SOURCES: A) EXPENDITURES RECORDED BY SCHOOL AND B) SCHOOL LEVEL EXPENDITURES CENTRALLY RECORDED. FUNCTIONALLY DISTRIBUTED, THESE COSTS ARE AS REPORTED BELOW.

6100 PUPIL PERSONNEL	4818	6400 INSTR STAFF TRAINING	7700 CENTRAL SERVICES
6200 INSTRUCTIONAL MEDIA		7300 SCHOOL ADMINISTRATION	7900 OPERATION OF PLANT
6300 INSTR & CURR DEVLPMNT		7400 FACILITIES ACQ-CONSTR	8100 MAINTENANCE OF PLANT
			8200 ADMIN. TECH. SERVICES
			6500 INSTR. TECH. SERVICES

FUND- 6
 SCHL- 0041 BAKER SCHOOL

PROGRAM CATEGORY	NBR	DIRECT							TOTAL DIRECT	SCHOOL INDIRECT	SCHOOL COST	DISTRICT INDIRECT	TOTAL
		SALARIES	BENEFITS	PURCHASED SERVICES	MATERIAL SUPPLIES	OTHER EXPENSES	CAPITAL OUTLAY						
K-3 BASIC	101	1730	283	99	1849	67	155	4187		4187	31725	35912	
4-8 BASIC	102	2368	388	136	2530	92	212	5729		5729	43405	49134	
9-12 BASIC	103				372	65		437		437	84	521	
BASIC		4099	671	236	4752	225	368	10353		10353	75215	85569	
ESOL	130	7	1		8			18		18	140	158	
ESOL		7	1		8			18		18	140	158	
PK-3 BASIC W/ES	111	36949	9925	2660	2942	99	3488	56065		56065	18723	74789	
4-8 BASIC W/ESE	112	31939	8151	2185	2417	82	2865	47640		47640	15377	63017	
9-12 BASIC W/ES	113	20121	6953	1857	1720	70	2430	33153		33153	5409	38562	
ESE LEVEL 4	254	9966	594	159	176	5	208	11111		11111	1120	12232	
ESE LEVEL 5	255	732	131	35	38	1	46	985		985	247	1232	
ESE		99709	25755	6897	7295	259	9038	148956		148956	40878	189834	
VOCATIONAL,6-12	300				46	8		54		54	10	65	
VOCATIONAL PGM					46	8		54		54	10	65	
TOTAL FOR FEFP		103815	26428	7134	12102	493	9407	159382		159382	116245	275627	

FOOD SERVICE
 TRANSPORTATION

THOSE COSTS REPORTED IN THE COLUMN TITLED -SCHOOL INDIRECT- ARE DERIVED FROM TWO SOURCES: A) EXPENDITURES RECORDED BY SCHOOL AND B) SCHOOL LEVEL EXPENDITURES CENTRALLY RECORDED. FUNCTIONALLY DISTRIBUTED, THESE COSTS ARE AS REPORTED BELOW.

- | | | |
|----------------------------|----------------------------|----------------------------|
| 6100 PUPIL PERSONNEL | 6400 INSTR STAFF TRAINING | 7700 CENTRAL SERVICES |
| 6200 INSTRUCTIONAL MEDIA | 7300 SCHOOL ADMINISTRATION | 7900 OPERATION OF PLANT |
| 6300 INSTR & CURR DEVLPMNT | 7400 FACILITIES ACQ-CONSTR | 8100 MAINTENANCE OF PLANT |
| | | 8200 ADMIN. TECH. SERVICES |
| | | 6500 INSTR. TECH. SERVICES |

FUND- 6
 SCHL- 0051 BOB SIKES ELEMENTARY SCHOOL

PROGRAM CATEGORY	NBR	DIRECT						TOTAL DIRECT	SCHOOL INDIRECT	SCHOOL COST	DISTRICT INDIRECT	TOTAL
		SALARIES	BENEFITS	PURCHASED SERVICES	MATERIAL SUPPLIES	OTHER EXPENSES	CAPITAL OUTLAY					
K-3 BASIC	101				592	103	695		695	133	829	
4-8 BASIC	102				195	34	229		229	44	273	
BASIC					787	137	924		924	178	1102	
PK-3 BASIC W/ES	111	42554	10908	2687	2015	82	2847	61096	61096	6337	67433	
4-8 BASIC W/ESE	112	12629	6923	1706	1279	52	1807	24397	24397	4022	28420	
ESE LEVEL 4	254	2321	429	105	79	3	112	3052	3052	249	3302	
ESE		57505	18262	4500	3373	138	4766	88546	88546	10609	99156	
TOTAL FOR FEFP		57505	18262	4500	4160	276	4766	89471	89471	10787	100258	

FOOD SERVICE
 TRANSPORTATION

THOSE COSTS REPORTED IN THE COLUMN TITLED -SCHOOL INDIRECT- ARE DERIVED FROM TWO SOURCES: A) EXPENDITURES RECORDED BY SCHOOL AND B) SCHOOL LEVEL EXPENDITURES CENTRALLY RECORDED. FUNCTIONALLY DISTRIBUTED, THESE COSTS ARE AS REPORTED BELOW.

- | | | |
|----------------------------|----------------------------|----------------------------|
| 6100 PUPIL PERSONNEL | 6400 INSTR STAFF TRAINING | 7700 CENTRAL SERVICES |
| 6200 INSTRUCTIONAL MEDIA | 7300 SCHOOL ADMINISTRATION | 7900 OPERATION OF PLANT |
| 6300 INSTR & CURR DEVLPMNT | 7400 FACILITIES ACQ-CONSTR | 8100 MAINTENANCE OF PLANT |
| | | 8200 ADMIN. TECH. SERVICES |
| | | 6500 INSTR. TECH. SERVICES |

FUND- 6
 SCHL- 0082 MEIGS MIDDLE SCHOOL

----- PROGRAM -----		----- DIRECT -----							SCHOOL	SCHOOL	DISTRICT	TOTAL
CATEGORY	NBR	SALARIES	BENEFITS	PURCHASED SERVICES	MATERIAL SUPPLIES	OTHER EXPENSES	CAPITAL OUTLAY	TOTAL DIRECT	INDIRECT	COST	INDIRECT	TOTAL
4-8 BASIC	102				556	97		653		653	125	779
BASIC					556	97		653		653	125	779
4-8 BASIC W/ESE	112	5175	1501	1577	2382	97	3366	14101		14101	7493	21594
ESE LEVEL 4	254	2010	136	143	216	8	305	2821		2821	680	3501
ESE		7185	1638	1720	2599	106	3672	16922		16922	8173	25096
TOTAL FOR FEFP		7185	1638	1720	3155	204	3672	17576		17576	8299	25876

FOOD SERVICE
 TRANSPORTATION

THOSE COSTS REPORTED IN THE COLUMN TITLED -SCHOOL INDIRECT- ARE DERIVED FROM TWO SOURCES: A) EXPENDITURES RECORDED BY SCHOOL AND B) SCHOOL LEVEL EXPENDITURES CENTRALLY RECORDED. FUNCTIONALLY DISTRIBUTED, THESE COSTS ARE AS REPORTED BELOW.

- | | | |
|----------------------------|----------------------------|----------------------------|
| 6100 PUPIL PERSONNEL | 6400 INSTR STAFF TRAINING | 7700 CENTRAL SERVICES |
| 6200 INSTRUCTIONAL MEDIA | 7300 SCHOOL ADMINISTRATION | 7900 OPERATION OF PLANT |
| 6300 INSTR & CURR DEVLPMNT | 7400 FACILITIES ACQ-CONSTR | 8100 MAINTENANCE OF PLANT |
| | | 8200 ADMIN. TECH. SERVICES |
| | | 6500 INSTR. TECH. SERVICES |

FUND- 6
 SCHL- 0092 SHOAL RIVER MIDDLE SCHOOL

PROGRAM CATEGORY	NBR	DIRECT						TOTAL DIRECT	SCHOOL INDIRECT	SCHOOL COST	DISTRICT INDIRECT	TOTAL
		SALARIES	BENEFITS	PURCHASED SERVICES	MATERIAL SUPPLIES	OTHER EXPENSES	CAPITAL OUTLAY					
4-8 BASIC	102				753	131		885		885	170	1056
BASIC					753	131		885		885	170	1056
4-8 BASIC W/ESE	112	12426	2682	3103	4688	192	6624	29717		29717	14744	44462
ESE LEVEL 5	255	21	48	56	84	3	120	334		334	267	601
ESE		12447	2731	3159	4773	196	6744	30052		30052	15011	45064
TOTAL FOR FEFP		12447	2731	3159	5527	328	6744	30938		30938	15182	46120

FOOD SERVICE
 TRANSPORTATION

THOSE COSTS REPORTED IN THE COLUMN TITLED -SCHOOL INDIRECT- ARE DERIVED FROM TWO SOURCES: A) EXPENDITURES RECORDED BY SCHOOL AND B) SCHOOL LEVEL EXPENDITURES CENTRALLY RECORDED. FUNCTIONALLY DISTRIBUTED, THESE COSTS ARE AS REPORTED BELOW.

- | | | |
|----------------------------|----------------------------|----------------------------|
| 6100 PUPIL PERSONNEL | 6400 INSTR STAFF TRAINING | 7700 CENTRAL SERVICES |
| 6200 INSTRUCTIONAL MEDIA | 7300 SCHOOL ADMINISTRATION | 7900 OPERATION OF PLANT |
| 6300 INSTR & CURR DEVLPMNT | 7400 FACILITIES ACQ-CONSTR | 8100 MAINTENANCE OF PLANT |
| | | 8200 ADMIN. TECH. SERVICES |
| | | 6500 INSTR. TECH. SERVICES |

FUND- 6
 SCHL- 0121 RUCKEL MIDDLE SCHOOL

----- PROGRAM -----		----- DIRECT -----						SCHOOL	SCHOOL	DISTRICT	TOTAL	
CATEGORY	NBR	SALARIES	BENEFITS	PURCHASED SERVICES	MATERIAL SUPPLIES	OTHER EXPENSES	CAPITAL OUTLAY	TOTAL DIRECT	INDIRECT	COST	INDIRECT	TOTAL
4-8 BASIC	102				746	130		877		877	168	1046
BASIC					746	130		877		877	168	1046
4-8 BASIC W/ESE	112	8077	2449	2633	3979	163	5622	22926		22926	12514	35441
ESE LEVEL 4	254	3881	133	143	216	8	305	4687		4687	679	5367
ESE LEVEL 5	255	537	56	61	92	3	130	882		882	290	1172
ESE		12496	2639	2838	4287	176	6057	28496		28496	13484	41981
TOTAL FOR FEFP		12496	2639	2838	5034	306	6057	29373		29373	13653	43027

FOOD SERVICE
 TRANSPORTATION

THOSE COSTS REPORTED IN THE COLUMN TITLED -SCHOOL INDIRECT- ARE DERIVED FROM TWO SOURCES: A) EXPENDITURES RECORDED BY SCHOOL AND B) SCHOOL LEVEL EXPENDITURES CENTRALLY RECORDED. FUNCTIONALLY DISTRIBUTED, THESE COSTS ARE AS REPORTED BELOW.

- | | | |
|----------------------------|----------------------------|----------------------------|
| 6100 PUPIL PERSONNEL | 6400 INSTR STAFF TRAINING | 7700 CENTRAL SERVICES |
| 6200 INSTRUCTIONAL MEDIA | 7300 SCHOOL ADMINISTRATION | 7900 OPERATION OF PLANT |
| 6300 INSTR & CURR DEVLPMNT | 7400 FACILITIES ACQ-CONSTR | 8100 MAINTENANCE OF PLANT |
| | | 8200 ADMIN. TECH. SERVICES |
| | | 6500 INSTR. TECH. SERVICES |

FUND- 6
 SCHL- 0131 DESTIN ELEMENTARY

PROGRAM CATEGORY	NBR	DIRECT						TOTAL DIRECT	SCHOOL INDIRECT	SCHOOL COST	DISTRICT INDIRECT	TOTAL
		SALARIES	BENEFITS	PURCHASED SERVICES	MATERIAL SUPPLIES	OTHER EXPENSES	CAPITAL OUTLAY					
K-3 BASIC	101				645	113	758		758	146	904	
4-8 BASIC	102				194	33	227		227	43	271	
BASIC					839	146	986		986	189	1176	
ESOL	130				46	8	54		54	10	65	
ESOL					46	8	54		54	10	65	
PK-3 BASIC W/ES	111	36913	8663	14814	3003	123	4243	67761	67761	9445	77207	
4-8 BASIC W/ESE	112	5887	3072	5254	1065	43	1504	16827	16827	3349	20177	
ESE LEVEL 4	254	19	258	442	89	3	126	940	940	282	1223	
ESE		42819	11994	20511	4158	170	5875	85530	85530	13077	98608	
TOTAL FOR FEFP		42819	11994	20511	5045	326	5875	86572	86572	13278	99850	

FOOD SERVICE
 TRANSPORTATION

THOSE COSTS REPORTED IN THE COLUMN TITLED -SCHOOL INDIRECT- ARE DERIVED FROM TWO SOURCES: A) EXPENDITURES RECORDED BY SCHOOL AND B) SCHOOL LEVEL EXPENDITURES CENTRALLY RECORDED. FUNCTIONALLY DISTRIBUTED, THESE COSTS ARE AS REPORTED BELOW.

- | | | |
|----------------------------|----------------------------|----------------------------|
| 6100 PUPIL PERSONNEL | 6400 INSTR STAFF TRAINING | 7700 CENTRAL SERVICES |
| 6200 INSTRUCTIONAL MEDIA | 7300 SCHOOL ADMINISTRATION | 7900 OPERATION OF PLANT |
| 6300 INSTR & CURR DEVLPMNT | 7400 FACILITIES ACQ-CONSTR | 8100 MAINTENANCE OF PLANT |
| | | 8200 ADMIN. TECH. SERVICES |
| | | 6500 INSTR. TECH. SERVICES |

FUND- 6
 SCHL- 0151 EDGE ELEMENTARY

PROGRAM CATEGORY	NBR	----- DIRECT -----					TOTAL DIRECT	SCHOOL INDIRECT	SCHOOL COST	DISTRICT INDIRECT	TOTAL
		SALARIES	BENEFITS	PURCHASED SERVICES	MATERIAL SUPPLIES	OTHER EXPENSES					
K-3 BASIC	101				451	79	530				632
4-8 BASIC	102				127	22	150			102	178
BASIC					579	101	680			130	811
PK-3 BASIC W/ES	111	16761	4801	952	1439	59	2034	26048		4527	30576
4-8 BASIC W/ESE	112	6907	5154	1023	1545	63	2183	16878		4861	21739
ESE		23669	9955	1976	2985	122	4217	42926		9388	52315
TOTAL FOR FEFP		23669	9955	1976	3564	224	4217	43607		9519	53127

FOOD SERVICE
 TRANSPORTATION

THOSE COSTS REPORTED IN THE COLUMN TITLED -SCHOOL INDIRECT- ARE DERIVED FROM TWO SOURCES: A) EXPENDITURES RECORDED BY SCHOOL AND B) SCHOOL LEVEL EXPENDITURES CENTRALLY RECORDED. FUNCTIONALLY DISTRIBUTED, THESE COSTS ARE AS REPORTED BELOW.

- | | | |
|----------------------------|----------------------------|----------------------------|
| 6100 PUPIL PERSONNEL | 6400 INSTR STAFF TRAINING | 7700 CENTRAL SERVICES |
| 6200 INSTRUCTIONAL MEDIA | 7300 SCHOOL ADMINISTRATION | 7900 OPERATION OF PLANT |
| 6300 INSTR & CURR DEVLPMNT | 7400 FACILITIES ACQ-CONSTR | 8100 MAINTENANCE OF PLANT |
| | | 8200 ADMIN. TECH. SERVICES |
| | | 6500 INSTR. TECH. SERVICES |

FUND- 6
 SCHL- 0201 LAUREL HILL SCHOOL

PROGRAM CATEGORY	NBR	DIRECT						TOTAL DIRECT	SCHOOL INDIRECT	SCHOOL COST	DISTRICT INDIRECT	TOTAL
		SALARIES	BENEFITS	PURCHASED SERVICES	MATERIAL SUPPLIES	OTHER EXPENSES	CAPITAL OUTLAY					
K-3 BASIC	101				162	28	190		190	36	227	
4-8 BASIC	102	20182	7480	1094	1948	73	31836	739	32575	19376	51952	
9-12 BASIC	103				121	21	142		142	27	169	
BASIC		20182	7480	1094	2231	123	32169	739	32908	19440	52349	
ESOL	130	10	61	9	16		106	6	112	160	272	
ESOL		10	61	9	16		106	6	112	160	272	
PK-3 BASIC W/ES	111	11075	929	426	644	26	14014		14014	2026	16040	
4-8 BASIC W/ESE	112	9461	2730	783	1195	41	15627	148	15775	6557	22333	
9-12 BASIC W/ES	113	261	1081	496	749	30	3679		3679	2357	6037	
ESE		20799	4742	1706	2589	98	33321	148	33469	10942	44412	
VOCATIONAL,6-12	300				91	16	107		107	20	128	
VOCATIONAL PGM					91	16	107		107	20	128	
TOTAL FOR FEFP		40991	12284	2810	4929	238	65704	893	66598	30564	97163	
FOOD SERVICE TRANSPORTATION												

THOSE COSTS REPORTED IN THE COLUMN TITLED -SCHOOL INDIRECT- ARE DERIVED FROM TWO SOURCES: A) EXPENDITURES RECORDED BY SCHOOL AND B) SCHOOL LEVEL EXPENDITURES CENTRALLY RECORDED. FUNCTIONALLY DISTRIBUTED, THESE COSTS ARE AS REPORTED BELOW.

6100 PUPIL PERSONNEL	692	6400 INSTR STAFF TRAINING	200	7700 CENTRAL SERVICES
6200 INSTRUCTIONAL MEDIA		7300 SCHOOL ADMINISTRATION		7900 OPERATION OF PLANT
6300 INSTR & CURR DEVLPMNT		7400 FACILITIES ACQ-CONSTR		8100 MAINTENANCE OF PLANT
				8200 ADMIN. TECH. SERVICES
				6500 INSTR. TECH. SERVICES

FUND- 6
 SCHL- 0211 NICEVILLE SENIOR HIGH SCHOOL

PROGRAM CATEGORY	NBR	DIRECT						TOTAL DIRECT	SCHOOL INDIRECT	SCHOOL COST	DISTRICT INDIRECT	TOTAL
		SALARIES	BENEFITS	PURCHASED SERVICES	MATERIAL SUPPLIES	OTHER EXPENSES	CAPITAL OUTLAY					
9-12 BASIC	103				1602	280		1883		1883	362	2246
BASIC					1602	280		1883		1883	362	2246
9-12 BASIC W/ES	113	12302	2593	5253	7936	326	11213	39625		39625	24959	64585
ESE LEVEL 5	255	34	63	128	193	7	273	700		700	608	1309
ESE		12337	2656	5381	8130	334	11486	40326		40326	25568	65894
VOCATIONAL,6-12	300				165	28		194		194	37	232
VOCATIONAL PGM					165	28		194		194	37	232
TOTAL FOR FEFP		12337	2656	5381	9898	643	11486	42404		42404	25968	68372

FOOD SERVICE
 TRANSPORTATION

THOSE COSTS REPORTED IN THE COLUMN TITLED -SCHOOL INDIRECT- ARE DERIVED FROM TWO SOURCES: A) EXPENDITURES RECORDED BY SCHOOL AND B) SCHOOL LEVEL EXPENDITURES CENTRALLY RECORDED. FUNCTIONALLY DISTRIBUTED, THESE COSTS ARE AS REPORTED BELOW.

- | | | |
|----------------------------|----------------------------|----------------------------|
| 6100 PUPIL PERSONNEL | 6400 INSTR STAFF TRAINING | 7700 CENTRAL SERVICES |
| 6200 INSTRUCTIONAL MEDIA | 7300 SCHOOL ADMINISTRATION | 7900 OPERATION OF PLANT |
| 6300 INSTR & CURR DEVLPMNT | 7400 FACILITIES ACQ-CONSTR | 8100 MAINTENANCE OF PLANT |
| | | 8200 ADMIN. TECH. SERVICES |
| | | 6500 INSTR. TECH. SERVICES |

FUND- 6
 SCHL- 0222 NORTHWOOD ELEMENTARY

----- PROGRAM -----		----- DIRECT -----							SCHOOL	SCHOOL	DISTRICT	TOTAL
CATEGORY	NBR	SALARIES	BENEFITS	PURCHASED SERVICES	MATERIAL SUPPLIES	OTHER EXPENSES	CAPITAL OUTLAY	TOTAL DIRECT	INDIRECT	COST	INDIRECT	TOTAL
K-3 BASIC	101				535	93		628		628	121	749
4-8 BASIC	102				229	40		269		269	51	321
BASIC					764	133		898		898	172	1070
PK-3 BASIC W/ES	111	37653	9811	7858	1618	66	2286	59294		59294	5088	64383
4-8 BASIC W/ESE	112	11686	6667	5340	1099	45	1553	26392		26392	3457	29850
ESE LEVEL 4	254	49855	5130	4109	846	34	1195	61172		61172	2661	63833
ESE		99195	21609	17308	3564	146	5035	146859		146859	11207	158067
TOTAL FOR FEFP		99195	21609	17308	4328	280	5035	147757		147757	11380	159137

FOOD SERVICE
 TRANSPORTATION

THOSE COSTS REPORTED IN THE COLUMN TITLED -SCHOOL INDIRECT- ARE DERIVED FROM TWO SOURCES: A) EXPENDITURES RECORDED BY SCHOOL AND B) SCHOOL LEVEL EXPENDITURES CENTRALLY RECORDED. FUNCTIONALLY DISTRIBUTED, THESE COSTS ARE AS REPORTED BELOW.

- | | | |
|----------------------------|----------------------------|----------------------------|
| 6100 PUPIL PERSONNEL | 6400 INSTR STAFF TRAINING | 7700 CENTRAL SERVICES |
| 6200 INSTRUCTIONAL MEDIA | 7300 SCHOOL ADMINISTRATION | 7900 OPERATION OF PLANT |
| 6300 INSTR & CURR DEVLPMNT | 7400 FACILITIES ACQ-CONSTR | 8100 MAINTENANCE OF PLANT |
| | | 8200 ADMIN. TECH. SERVICES |
| | | 6500 INSTR. TECH. SERVICES |

FUND- 6
 SCHL- 0241 SILVER SANDS SCHOOL

----- PROGRAM -----		----- DIRECT -----							SCHOOL	SCHOOL	DISTRICT	TOTAL
CATEGORY	NBR	SALARIES	BENEFITS	PURCHASED SERVICES	MATERIAL SUPPLIES	OTHER EXPENSES	CAPITAL OUTLAY	TOTAL DIRECT	INDIRECT	COST	INDIRECT	TOTAL
4-8 BASIC W/ESE	112	9	79	34	24		33	182		182	75	258
ESE LEVEL 4	254	91950	17648	7650	5301	217	7490	130258		130258	16673	146931
ESE LEVEL 5	255	1187	10241	4439	3076	126	4346	23419		23419	9675	33094
ESE		93146	27970	12124	8402	345	11871	153860		153860	26424	180284
TOTAL FOR FEFP		93146	27970	12124	8402	345	11871	153860		153860	26424	180284

FOOD SERVICE
 TRANSPORTATION

THOSE COSTS REPORTED IN THE COLUMN TITLED -SCHOOL INDIRECT- ARE DERIVED FROM TWO SOURCES: A) EXPENDITURES RECORDED BY SCHOOL AND B) SCHOOL LEVEL EXPENDITURES CENTRALLY RECORDED. FUNCTIONALLY DISTRIBUTED, THESE COSTS ARE AS REPORTED BELOW.

- | | | |
|----------------------------|----------------------------|----------------------------|
| 6100 PUPIL PERSONNEL | 6400 INSTR STAFF TRAINING | 7700 CENTRAL SERVICES |
| 6200 INSTRUCTIONAL MEDIA | 7300 SCHOOL ADMINISTRATION | 7900 OPERATION OF PLANT |
| 6300 INSTR & CURR DEVLPMNT | 7400 FACILITIES ACQ-CONSTR | 8100 MAINTENANCE OF PLANT |
| | | 8200 ADMIN. TECH. SERVICES |
| | | 6500 INSTR. TECH. SERVICES |

FUND- 6
 SCHL- 0251 RIVERSIDE ELEMENTARY

----- PROGRAM -----		----- DIRECT -----							SCHOOL	SCHOOL	DISTRICT	TOTAL
CATEGORY	NBR	SALARIES	BENEFITS	PURCHASED SERVICES	MATERIAL SUPPLIES	OTHER EXPENSES	CAPITAL OUTLAY	TOTAL DIRECT	INDIRECT	COST	INDIRECT	TOTAL
K-3 BASIC	101				523	91		615		615	118	734
4-8 BASIC	102				188	33		222		222	42	264
BASIC					712	124		837		837	161	998
PK-3 BASIC W/ES	111	38827	8139	1394	2107	86	2977	53532		53532	6626	60159
4-8 BASIC W/ESE	112	12489	2797	479	724	29	1023	17544		17544	2277	19821
ESE LEVEL 4	254	7220	921	157	238	9	337	8885		8885	750	9636
ESE		58537	11859	2032	3070	126	4337	79962		79962	9654	89617
TOTAL FOR FEFP		58537	11859	2032	3783	250	4337	80799		80799	9816	90616

FOOD SERVICE
 TRANSPORTATION

THOSE COSTS REPORTED IN THE COLUMN TITLED -SCHOOL INDIRECT- ARE DERIVED FROM TWO SOURCES: A) EXPENDITURES RECORDED BY SCHOOL AND B) SCHOOL LEVEL EXPENDITURES CENTRALLY RECORDED. FUNCTIONALLY DISTRIBUTED, THESE COSTS ARE AS REPORTED BELOW.

- | | | |
|----------------------------|----------------------------|----------------------------|
| 6100 PUPIL PERSONNEL | 6400 INSTR STAFF TRAINING | 7700 CENTRAL SERVICES |
| 6200 INSTRUCTIONAL MEDIA | 7300 SCHOOL ADMINISTRATION | 7900 OPERATION OF PLANT |
| 6300 INSTR & CURR DEVLPMNT | 7400 FACILITIES ACQ-CONSTR | 8100 MAINTENANCE OF PLANT |
| | | 8200 ADMIN. TECH. SERVICES |
| | | 6500 INSTR. TECH. SERVICES |

FUND- 6
 SCHL- 0271 PRYOR MIDDLE SCHOOL

PROGRAM CATEGORY	NBR	DIRECT						TOTAL DIRECT	SCHOOL INDIRECT	SCHOOL COST	DISTRICT INDIRECT	TOTAL
		SALARIES	BENEFITS	PURCHASED SERVICES	MATERIAL SUPPLIES	OTHER EXPENSES	CAPITAL OUTLAY					
4-8 BASIC	102	129875	33015	1838	3350	169	236	168486	8372	176859	48250	225110
BASIC		129875	33015	1838	3350	169	236	168486	8372	176859	48250	225110
ESOL	130	6639	1101	61	111	5	7	7928	279	8208	1610	9818
ESOL		6639	1101	61	111	5	7	7928	279	8208	1610	9818
4-8 BASIC W/ESE	112	33011	11670	2605	3931	147	4471	55838	2471	58309	24000	82310
ESE LEVEL 4	254	46	337	75	113	4	129	706	71	778	694	1472
ESE		33058	12008	2680	4044	151	4601	56544	2542	59087	24695	83782
TOTAL FOR FEFP		169574	46125	4580	7506	327	4845	232959	11194	244154	74556	318711

FOOD SERVICE
 TRANSPORTATION

THOSE COSTS REPORTED IN THE COLUMN TITLED -SCHOOL INDIRECT- ARE DERIVED FROM TWO SOURCES: A) EXPENDITURES RECORDED BY SCHOOL AND B) SCHOOL LEVEL EXPENDITURES CENTRALLY RECORDED. FUNCTIONALLY DISTRIBUTED, THESE COSTS ARE AS REPORTED BELOW.

6100 PUPIL PERSONNEL	3866	6400 INSTR STAFF TRAINING	7327	7700 CENTRAL SERVICES
6200 INSTRUCTIONAL MEDIA		7300 SCHOOL ADMINISTRATION		7900 OPERATION OF PLANT
6300 INSTR & CURR DEVLPMNT		7400 FACILITIES ACQ-CONSTR		8100 MAINTENANCE OF PLANT
				8200 ADMIN. TECH. SERVICES
				6500 INSTR. TECH. SERVICES

FUND- 6
 SCHL- 0281 WRIGHT ELEMENTARY

PROGRAM CATEGORY	NBR	DIRECT							TOTAL DIRECT	SCHOOL INDIRECT	SCHOOL COST	DISTRICT INDIRECT	TOTAL
		SALARIES	BENEFITS	PURCHASED SERVICES	MATERIAL SUPPLIES	OTHER EXPENSES	CAPITAL OUTLAY						
K-3 BASIC	101	1946	318	112	580	76	174	3209		3209	35674	38883	
4-8 BASIC	102	657	107	37	196	25	59	1083		1083	12048	13132	
BASIC		2603	426	150	777	101	233	4293		4293	47722	52016	
ESOL	130	276	45	15	82	10	24	456		456	5076	5533	
ESOL		276	45	15	82	10	24	456		456	5076	5533	
PK-3 BASIC W/ES	111	30275	5724	1268	1911	77	2692	41950	2074	44024	14452	58477	
4-8 BASIC W/ESE	112	6647	3970	880	1325	53	1868	14745	1438	16184	10025	26210	
ESE LEVEL 4	254	4092	3604	799	1203	48	1695	11443	1306	12749	9101	21851	
ESE		41014	13299	2948	4440	179	6256	68139	4818	72958	33580	106538	
TOTAL FOR FEFP		43895	13771	3114	5300	291	6515	72890	4818	77709	86379	164088	

FOOD SERVICE
 TRANSPORTATION

THOSE COSTS REPORTED IN THE COLUMN TITLED -SCHOOL INDIRECT- ARE DERIVED FROM TWO SOURCES: A) EXPENDITURES RECORDED BY SCHOOL AND B) SCHOOL LEVEL EXPENDITURES CENTRALLY RECORDED. FUNCTIONALLY DISTRIBUTED, THESE COSTS ARE AS REPORTED BELOW.

6100 PUPIL PERSONNEL	4818	6400 INSTR STAFF TRAINING	7700 CENTRAL SERVICES
6200 INSTRUCTIONAL MEDIA		7300 SCHOOL ADMINISTRATION	7900 OPERATION OF PLANT
6300 INSTR & CURR DEVLPMNT		7400 FACILITIES ACQ-CONSTR	8100 MAINTENANCE OF PLANT
			8200 ADMIN. TECH. SERVICES
			6500 INSTR. TECH. SERVICES

FUND- 6
 SCHL- 0431 SHALIMAR ELEMENTARY

----- PROGRAM -----		----- DIRECT -----							SCHOOL	SCHOOL	DISTRICT	TOTAL
CATEGORY	NBR	SALARIES	BENEFITS	PURCHASED SERVICES	MATERIAL SUPPLIES	OTHER EXPENSES	CAPITAL OUTLAY	TOTAL DIRECT	INDIRECT	COST	INDIRECT	TOTAL
K-3 BASIC	101				430	75		506		506	97	603
4-8 BASIC	102				167	29		196		196	37	234
BASIC					597	104		702		702	135	837
PK-3 BASIC W/ES	111	29768	9814	8450	2731	112	3859	54737		54737	8590	63328
4-8 BASIC W/ESE	112	9055	4299	3702	1196	49	1690	19994		19994	3763	23757
ESE LEVEL 4	254	512	217	187	60	2	85	1065		1065	190	1256
ESE		39336	14332	12340	3989	163	5635	75797		75797	12544	88342
TOTAL FOR FEFP		39336	14332	12340	4587	268	5635	76499		76499	12680	89180

FOOD SERVICE
 TRANSPORTATION

THOSE COSTS REPORTED IN THE COLUMN TITLED -SCHOOL INDIRECT- ARE DERIVED FROM TWO SOURCES: A) EXPENDITURES RECORDED BY SCHOOL AND B) SCHOOL LEVEL EXPENDITURES CENTRALLY RECORDED. FUNCTIONALLY DISTRIBUTED, THESE COSTS ARE AS REPORTED BELOW.

- | | | |
|----------------------------|----------------------------|----------------------------|
| 6100 PUPIL PERSONNEL | 6400 INSTR STAFF TRAINING | 7700 CENTRAL SERVICES |
| 6200 INSTRUCTIONAL MEDIA | 7300 SCHOOL ADMINISTRATION | 7900 OPERATION OF PLANT |
| 6300 INSTR & CURR DEVLPMNT | 7400 FACILITIES ACQ-CONSTR | 8100 MAINTENANCE OF PLANT |
| | | 8200 ADMIN. TECH. SERVICES |
| | | 6500 INSTR. TECH. SERVICES |

FUND- 6
 SCHL- 0541 ELLIOTT POINT ELEMENTARY

PROGRAM CATEGORY	NBR	----- DIRECT -----						TOTAL DIRECT	SCHOOL INDIRECT	SCHOOL COST	DISTRICT INDIRECT	TOTAL
		SALARIES	BENEFITS	PURCHASED SERVICES	MATERIAL SUPPLIES	OTHER EXPENSES	CAPITAL OUTLAY					
K-3 BASIC	101				420	73		493		493	95	588
4-8 BASIC	102				153	26		180		180	34	215
BASIC					573	100		674		674	129	804
PK-3 BASIC W/ES	111	31027	7883	4288	2292	94	3238	48824		48824	7208	56033
4-8 BASIC W/ESE	112	16440	5594	3043	1626	66	2298	29069		29069	5115	34185
ESE LEVEL 4	254	1546	494	268	143	5	202	2661		2661	451	3113
ESE		49013	13972	7600	4062	166	5739	80555		80555	12775	93331
TOTAL FOR FEFP		49013	13972	7600	4636	267	5739	81230		81230	12905	94136

FOOD SERVICE
 TRANSPORTATION

THOSE COSTS REPORTED IN THE COLUMN TITLED -SCHOOL INDIRECT- ARE DERIVED FROM TWO SOURCES: A) EXPENDITURES RECORDED BY SCHOOL AND B) SCHOOL LEVEL EXPENDITURES CENTRALLY RECORDED. FUNCTIONALLY DISTRIBUTED, THESE COSTS ARE AS REPORTED BELOW.

- | | | |
|----------------------------|----------------------------|----------------------------|
| 6100 PUPIL PERSONNEL | 6400 INSTR STAFF TRAINING | 7700 CENTRAL SERVICES |
| 6200 INSTRUCTIONAL MEDIA | 7300 SCHOOL ADMINISTRATION | 7900 OPERATION OF PLANT |
| 6300 INSTR & CURR DEVLPMNT | 7400 FACILITIES ACQ-CONSTR | 8100 MAINTENANCE OF PLANT |
| | | 8200 ADMIN. TECH. SERVICES |
| | | 6500 INSTR. TECH. SERVICES |

FUND- 6
 SCHL- 0561 MARY ESTHER ELEMENTARY

PROGRAM CATEGORY	NBR	DIRECT							TOTAL DIRECT	SCHOOL INDIRECT	SCHOOL COST	DISTRICT INDIRECT	TOTAL
		SALARIES	BENEFITS	PURCHASED SERVICES	MATERIAL SUPPLIES	OTHER EXPENSES	CAPITAL OUTLAY						
K-3 BASIC	101	1896	310	331	540	74	1501	4655		4655	34760	39416	
4-8 BASIC	102	627	102	109	179	24	496	1540		1540	11506	13047	
BASIC		2524	413	441	719	98	1998	6196		6196	46267	52463	
ESOL	130	102	16	17	29	4	81	252		252	1887	2140	
ESOL		102	16	17	29	4	81	252		252	1887	2140	
PK-3 BASIC W/ES	111	51013	15408	2135	3073	124	4874	76630		76630	23318	99948	
4-8 BASIC W/ESE	112	15375	4288	594	855	34	1356	22504		22504	6489	28994	
ESE LEVEL 4	254	805	838	116	167	6	265	2199		2199	1268	3468	
ESE		67193	20535	2846	4096	165	6496	101334		101334	31076	132411	
TOTAL FOR FEFP		69821	20966	3305	4845	268	8576	107783		107783	79231	187014	

FOOD SERVICE
 TRANSPORTATION

THOSE COSTS REPORTED IN THE COLUMN TITLED -SCHOOL INDIRECT- ARE DERIVED FROM TWO SOURCES: A) EXPENDITURES RECORDED BY SCHOOL AND B) SCHOOL LEVEL EXPENDITURES CENTRALLY RECORDED. FUNCTIONALLY DISTRIBUTED, THESE COSTS ARE AS REPORTED BELOW.

- | | | |
|----------------------------|----------------------------|----------------------------|
| 6100 PUPIL PERSONNEL | 6400 INSTR STAFF TRAINING | 7700 CENTRAL SERVICES |
| 6200 INSTRUCTIONAL MEDIA | 7300 SCHOOL ADMINISTRATION | 7900 OPERATION OF PLANT |
| 6300 INSTR & CURR DEVLPMNT | 7400 FACILITIES ACQ-CONSTR | 8100 MAINTENANCE OF PLANT |
| | | 8200 ADMIN. TECH. SERVICES |
| | | 6500 INSTR. TECH. SERVICES |

FUND- 6
 SCHL- 0571 PLEW ELEMENTARY

PROGRAM CATEGORY	NBR	----- DIRECT -----						TOTAL DIRECT	SCHOOL INDIRECT	SCHOOL COST	DISTRICT INDIRECT	TOTAL
		SALARIES	BENEFITS	PURCHASED SERVICES	MATERIAL SUPPLIES	OTHER EXPENSES	CAPITAL OUTLAY					
K-3 BASIC	101				461	80		542		542	104	647
4-8 BASIC	102				217	38		255		255	49	305
BASIC					679	118		798		798	153	952
PK-3 BASIC W/ES	111	27839	7152	1361	2056	84	2905	41400		41400	6467	47867
4-8 BASIC W/ESE	112	5485	4001	761	1150	47	1625	13071		13071	3618	16690
ESE		33325	11153	2122	3207	131	4531	54472		54472	10085	64557
TOTAL FOR FEFP		33325	11153	2122	3886	250	4531	55270		55270	10239	65510

FOOD SERVICE
 TRANSPORTATION

THOSE COSTS REPORTED IN THE COLUMN TITLED -SCHOOL INDIRECT- ARE DERIVED FROM TWO SOURCES: A) EXPENDITURES RECORDED BY SCHOOL AND B) SCHOOL LEVEL EXPENDITURES CENTRALLY RECORDED. FUNCTIONALLY DISTRIBUTED, THESE COSTS ARE AS REPORTED BELOW.

- | | | |
|----------------------------|----------------------------|----------------------------|
| 6100 PUPIL PERSONNEL | 6400 INSTR STAFF TRAINING | 7700 CENTRAL SERVICES |
| 6200 INSTRUCTIONAL MEDIA | 7300 SCHOOL ADMINISTRATION | 7900 OPERATION OF PLANT |
| 6300 INSTR & CURR DEVLPMNT | 7400 FACILITIES ACQ-CONSTR | 8100 MAINTENANCE OF PLANT |
| | | 8200 ADMIN. TECH. SERVICES |
| | | 6500 INSTR. TECH. SERVICES |

FUND- 6
 SCHL- 0581 CHOCTAWHATCHEE HIGH

----- PROGRAM -----		----- DIRECT -----						SCHOOL	SCHOOL	DISTRICT	TOTAL	
CATEGORY	NBR	SALARIES	BENEFITS	PURCHASED SERVICES	MATERIAL SUPPLIES	OTHER EXPENSES	CAPITAL OUTLAY	TOTAL DIRECT	INDIRECT	COST	INDIRECT	TOTAL
9-12 BASIC	103				1468	257		1725		1725	332	2058
BASIC					1468	257		1725		1725	332	2058
9-12 BASIC W/ES	113	6561	1666	3620	5470	224	7728	25272		25272	17202	42475
ESE LEVEL 4	254	1113	18	40	61	2	86	1323		1323	192	1516
ESE LEVEL 5	255	51	89	194	293	12	414	1056		1056	923	1979
ESE		7727	1774	3855	5825	239	8229	27652		27652	18318	45971
VOCATIONAL,6-12	300				91	16		108		108	20	128
VOCATIONAL PGM					91	16		108		108	20	128
TOTAL FOR FEFP		7727	1774	3855	7386	512	8229	29486		29486	18672	48158

FOOD SERVICE
 TRANSPORTATION

THOSE COSTS REPORTED IN THE COLUMN TITLED -SCHOOL INDIRECT- ARE DERIVED FROM TWO SOURCES: A) EXPENDITURES RECORDED BY SCHOOL AND B) SCHOOL LEVEL EXPENDITURES CENTRALLY RECORDED. FUNCTIONALLY DISTRIBUTED, THESE COSTS ARE AS REPORTED BELOW.

- | | | |
|----------------------------|----------------------------|----------------------------|
| 6100 PUPIL PERSONNEL | 6400 INSTR STAFF TRAINING | 7700 CENTRAL SERVICES |
| 6200 INSTRUCTIONAL MEDIA | 7300 SCHOOL ADMINISTRATION | 7900 OPERATION OF PLANT |
| 6300 INSTR & CURR DEVLPMNT | 7400 FACILITIES ACQ-CONSTR | 8100 MAINTENANCE OF PLANT |
| | | 8200 ADMIN. TECH. SERVICES |
| | | 6500 INSTR. TECH. SERVICES |

FUND- 6
 SCHL- 0601 CRESTVIEW SENIOR HIGH

----- PROGRAM -----		----- DIRECT -----							SCHOOL	SCHOOL	DISTRICT	TOTAL
CATEGORY	NBR	SALARIES	BENEFITS	PURCHASED SERVICES	MATERIAL SUPPLIES	OTHER EXPENSES	CAPITAL OUTLAY	TOTAL DIRECT	INDIRECT	COST	INDIRECT	TOTAL
9-12 BASIC W/ES	113	7373	1779	3915	5585	185	8357	27196		27196	18527	45723
ESE LEVEL 4	254	501	24	54	77	2	115	774		774	255	1030
ESE LEVEL 5	255	36	58	128	183	6	273	686		686	607	1293
ESE		7911	1862	4097	5845	193	8746	28657		28657	19390	48047
TOTAL FOR FEFP		7911	1862	4097	5845	193	8746	28657		28657	19390	48047

FOOD SERVICE
 TRANSPORTATION

THOSE COSTS REPORTED IN THE COLUMN TITLED -SCHOOL INDIRECT- ARE DERIVED FROM TWO SOURCES: A) EXPENDITURES RECORDED BY SCHOOL AND B) SCHOOL LEVEL EXPENDITURES CENTRALLY RECORDED. FUNCTIONALLY DISTRIBUTED, THESE COSTS ARE AS REPORTED BELOW.

- | | | |
|----------------------------|----------------------------|----------------------------|
| 6100 PUPIL PERSONNEL | 6400 INSTR STAFF TRAINING | 7700 CENTRAL SERVICES |
| 6200 INSTRUCTIONAL MEDIA | 7300 SCHOOL ADMINISTRATION | 7900 OPERATION OF PLANT |
| 6300 INSTR & CURR DEVLPMNT | 7400 FACILITIES ACQ-CONSTR | 8100 MAINTENANCE OF PLANT |
| | | 8200 ADMIN. TECH. SERVICES |
| | | 6500 INSTR. TECH. SERVICES |

FUND- 6
 SCHL- 0621 KENWOOD ELEMENTARY

PROGRAM CATEGORY	NBR	DIRECT						TOTAL DIRECT	SCHOOL INDIRECT	SCHOOL COST	DISTRICT INDIRECT	TOTAL
		SALARIES	BENEFITS	PURCHASED SERVICES	MATERIAL SUPPLIES	OTHER EXPENSES	CAPITAL OUTLAY					
K-3 BASIC	101	82857	17622	7311	2703	85	11213	121792	72	121865	39811	161677
4-8 BASIC	102	12080	5293	2196	812	25	3368	23775	21	23797	11958	35756
BASIC		94937	22915	9507	3515	110	14581	145568	94	145663	51770	197434
ESOL	130	743	325	135	49	1	207	1463	1	1464	736	2200
ESOL		743	325	135	49	1	207	1463	1	1464	736	2200
PK-3 BASIC W/ES	111	50036	15745	10343	2954	96	6358	85535	19	85555	18140	103695
4-8 BASIC W/ESE	112	19057	7786	5114	1461	47	3144	36612	9	36621	8970	45592
ESE LEVEL 4	254	10584	4973	3267	933	30	2008	21798	6	21804	5729	27534
ESE		79678	28506	18725	5349	175	11512	143946	35	143981	32840	176822
TOTAL FOR FEFP		175359	51747	28367	8914	287	26301	290977	131	291109	85347	376457

FOOD SERVICE
 TRANSPORTATION

THOSE COSTS REPORTED IN THE COLUMN TITLED -SCHOOL INDIRECT- ARE DERIVED FROM TWO SOURCES: A) EXPENDITURES RECORDED BY SCHOOL AND B) SCHOOL LEVEL EXPENDITURES CENTRALLY RECORDED. FUNCTIONALLY DISTRIBUTED, THESE COSTS ARE AS REPORTED BELOW.

6100 PUPIL PERSONNEL	131	6400 INSTR STAFF TRAINING	7700 CENTRAL SERVICES
6200 INSTRUCTIONAL MEDIA		7300 SCHOOL ADMINISTRATION	7900 OPERATION OF PLANT
6300 INSTR & CURR DEVLPMNT		7400 FACILITIES ACQ-CONSTR	8100 MAINTENANCE OF PLANT
			8200 ADMIN. TECH. SERVICES
			6500 INSTR. TECH. SERVICES

FUND- 6
 SCHL- 0631 FLOROSA ELEMENTARY SCHOOL

PROGRAM CATEGORY	NBR	DIRECT						TOTAL DIRECT	SCHOOL INDIRECT	SCHOOL COST	DISTRICT INDIRECT	TOTAL
		SALARIES	BENEFITS	PURCHASED SERVICES	MATERIAL SUPPLIES	OTHER EXPENSES	CAPITAL OUTLAY					
K-3 BASIC	101	13367	11716	6358	13283	696	15686	61108	3232	64341	31685	96026
4-8 BASIC	102	4465	3914	2124	4437	232	5240	20413	1079	21493	10584	32078
BASIC		17832	15631	8482	17720	928	20926	81522	4312	85834	42269	128104
ESOL	130	788	691	375	783	41	925	3604	190	3794	1868	5663
ESOL		788	691	375	783	41	925	3604	190	3794	1868	5663
PK-3 BASIC W/ES	111	102732	14760	5412	9804	451	12598	145760	5349	151109	26402	177511
4-8 BASIC W/ESE	112	6965	3849	1411	2556	117	3285	18185	1394	19580	6885	26465
ESE LEVEL 4	254	882	157	57	104	4	134	1341	57	1398	281	1680
ESE LEVEL 5	255	96	197	72	131	6	168	670	71	742	352	1095
ESE		110676	18964	6953	12596	580	16186	165958	6872	172831	33921	206752
TOTAL FOR FEFP		129297	35287	15811	31100	1550	38038	251085	11375	262461	78060	340521

FOOD SERVICE
 TRANSPORTATION

THOSE COSTS REPORTED IN THE COLUMN TITLED -SCHOOL INDIRECT- ARE DERIVED FROM TWO SOURCES: A) EXPENDITURES RECORDED BY SCHOOL AND B) SCHOOL LEVEL EXPENDITURES CENTRALLY RECORDED. FUNCTIONALLY DISTRIBUTED, THESE COSTS ARE AS REPORTED BELOW.

6100 PUPIL PERSONNEL	7937	6400 INSTR STAFF TRAINING	3437	7700 CENTRAL SERVICES
6200 INSTRUCTIONAL MEDIA		7300 SCHOOL ADMINISTRATION		7900 OPERATION OF PLANT
6300 INSTR & CURR DEVLPMNT		7400 FACILITIES ACQ-CONSTR		8100 MAINTENANCE OF PLANT
				8200 ADMIN. TECH. SERVICES
				6500 INSTR. TECH. SERVICES

FUND- 6
 SCHL- 0641 FORT WALTON BEACH HIGH

----- PROGRAM -----	NBR	SALARIES	BENEFITS	PURCHASED SERVICES	DIRECT MATERIAL SUPPLIES	OTHER EXPENSES	CAPITAL OUTLAY	TOTAL DIRECT	SCHOOL INDIRECT	SCHOOL COST	DISTRICT INDIRECT	TOTAL
9-12 BASIC	103				1732	303		2035		2035	391	2427
BASIC					1732	303		2035		2035	391	2427
9-12 BASIC W/ES	113	3097	620	3147	4755	195	6718	18534		18534	14955	33489
ESE LEVEL 5	255	8	6	34	51	2	73	176		176	162	339
ESE		3106	626	3181	4807	197	6791	18711		18711	15117	33828
VOCATIONAL,6-12	300				117	20		138		138	26	165
VOCATIONAL PGM					117	20		138		138	26	165
TOTAL FOR FEFP		3106	626	3181	6657	521	6791	20885		20885	15536	36421
FOOD SERVICE												
TRANSPORTATION												

THOSE COSTS REPORTED IN THE COLUMN TITLED -SCHOOL INDIRECT- ARE DERIVED FROM TWO SOURCES: A) EXPENDITURES RECORDED BY SCHOOL AND B) SCHOOL LEVEL EXPENDITURES CENTRALLY RECORDED. FUNCTIONALLY DISTRIBUTED, THESE COSTS ARE AS REPORTED BELOW.

- | | | |
|----------------------------|----------------------------|----------------------------|
| 6100 PUPIL PERSONNEL | 6400 INSTR STAFF TRAINING | 7700 CENTRAL SERVICES |
| 6200 INSTRUCTIONAL MEDIA | 7300 SCHOOL ADMINISTRATION | 7900 OPERATION OF PLANT |
| 6300 INSTR & CURR DEVLPMNT | 7400 FACILITIES ACQ-CONSTR | 8100 MAINTENANCE OF PLANT |
| | | 8200 ADMIN. TECH. SERVICES |
| | | 6500 INSTR. TECH. SERVICES |

FUND- 6
 SCHL- 0651 BRUNER MIDDLE SCHOOL

PROGRAM CATEGORY	NBR	DIRECT						TOTAL DIRECT	SCHOOL INDIRECT	SCHOOL COST	DISTRICT INDIRECT	TOTAL
		SALARIES	BENEFITS	PURCHASED SERVICES	MATERIAL SUPPLIES	OTHER EXPENSES	CAPITAL OUTLAY					
4-8 BASIC	102	108840	46395	196	10798	1580	585	168396	3587	171984	62255	234240
BASIC		108840	46395	196	10798	1580	585	168396	3587	171984	62255	234240
ESOL	130	2988	743	3	173	25	9	3942	57	4000	997	4998
ESOL		2988	743	3	173	25	9	3942	57	4000	997	4998
4-8 BASIC W/ESE	112	83577	19355	3124	8025	680	6726	121490	1216	122707	35588	158295
ESE LEVEL 5	255	8	77	12	32	2	26	160	4	165	142	307
ESE		83586	19432	3137	8057	683	6753	121650	1221	122872	35731	158603
TOTAL FOR FEFP		195415	66571	3336	19029	2288	7348	293990	4866	298857	98984	397841

FOOD SERVICE
 TRANSPORTATION

THOSE COSTS REPORTED IN THE COLUMN TITLED -SCHOOL INDIRECT- ARE DERIVED FROM TWO SOURCES: A) EXPENDITURES RECORDED BY SCHOOL AND B) SCHOOL LEVEL EXPENDITURES CENTRALLY RECORDED. FUNCTIONALLY DISTRIBUTED, THESE COSTS ARE AS REPORTED BELOW.

6100 PUPIL PERSONNEL	4866	6400 INSTR STAFF TRAINING	7700 CENTRAL SERVICES
6200 INSTRUCTIONAL MEDIA		7300 SCHOOL ADMINISTRATION	7900 OPERATION OF PLANT
6300 INSTR & CURR DEVLPMNT		7400 FACILITIES ACQ-CONSTR	8100 MAINTENANCE OF PLANT
			8200 ADMIN. TECH. SERVICES
			6500 INSTR. TECH. SERVICES

FUND- 6
 SCHL- 0671 LEWIS MIDDLE SCHOOL

----- PROGRAM -----		----- DIRECT -----							SCHOOL	SCHOOL	DISTRICT	TOTAL
CATEGORY	NBR	SALARIES	BENEFITS	PURCHASED SERVICES	MATERIAL SUPPLIES	OTHER EXPENSES	CAPITAL OUTLAY	TOTAL DIRECT	INDIRECT	COST	INDIRECT	TOTAL
K-3 BASIC	101				183	32		215		215	41	257
4-8 BASIC	102				488	85		573		573	110	683
BASIC					671	117		789		789	151	941
PK-3 BASIC W/ES	111	88189	18377	7974	3564	146	5035	123287		123287	11207	134495
4-8 BASIC W/ESE	112	39961	19803	8593	3840	157	5426	77783		77783	12077	89861
ESE LEVEL 4	254	13294	2102	912	407	16	576	17310		17310	1282	18592
ESE LEVEL 5	255	2	47	20	9		13	93		93	29	122
ESE		141447	40331	17501	7821	321	11050	218474		218474	24597	243072
TOTAL FOR FEFP		141447	40331	17501	8493	438	11050	219264		219264	24749	244013

FOOD SERVICE
 TRANSPORTATION

THOSE COSTS REPORTED IN THE COLUMN TITLED -SCHOOL INDIRECT- ARE DERIVED FROM TWO SOURCES: A) EXPENDITURES RECORDED BY SCHOOL AND B) SCHOOL LEVEL EXPENDITURES CENTRALLY RECORDED. FUNCTIONALLY DISTRIBUTED, THESE COSTS ARE AS REPORTED BELOW.

- | | | |
|----------------------------|----------------------------|----------------------------|
| 6100 PUPIL PERSONNEL | 6400 INSTR STAFF TRAINING | 7700 CENTRAL SERVICES |
| 6200 INSTRUCTIONAL MEDIA | 7300 SCHOOL ADMINISTRATION | 7900 OPERATION OF PLANT |
| 6300 INSTR & CURR DEVLPMNT | 7400 FACILITIES ACQ-CONSTR | 8100 MAINTENANCE OF PLANT |
| | | 8200 ADMIN. TECH. SERVICES |
| | | 6500 INSTR. TECH. SERVICES |

FUND- 6
 SCHL- 0681 LONGWOOD ELEMENTARY SCHOOL

PROGRAM CATEGORY	NBR	DIRECT						TOTAL DIRECT	SCHOOL INDIRECT	SCHOOL COST	DISTRICT INDIRECT	TOTAL
		SALARIES	BENEFITS	PURCHASED SERVICES	MATERIAL SUPPLIES	OTHER EXPENSES	CAPITAL OUTLAY					
K-3 BASIC	101	15336	4458	109	959	74	170	21109		21109	34872	55982
4-8 BASIC	102	4766	1640	40	352	27	62	6890		6890	12830	19720
BASIC		20102	6099	150	1312	101	233	28000		28000	47702	75702
ESOL	130	2927	669	16	143	11	25	3794		3794	5233	9027
ESOL		2927	669	16	143	11	25	3794		3794	5233	9027
PK-3 BASIC W/ES	111	20998	6095	776	1227	47	1647	30791		30791	8839	39631
4-8 BASIC W/ESE	112	7192	2354	299	474	18	636	10975		10975	3414	14389
ESE LEVEL 4	254	383	115	14	23		31	569		569	167	737
ESE		28575	8564	1090	1725	66	2314	42336		42336	12421	54758
TOTAL FOR FEFP		51605	15333	1257	3181	179	2573	74131		74131	65357	139488

FOOD SERVICE
 TRANSPORTATION

THOSE COSTS REPORTED IN THE COLUMN TITLED -SCHOOL INDIRECT- ARE DERIVED FROM TWO SOURCES: A) EXPENDITURES RECORDED BY SCHOOL AND B) SCHOOL LEVEL EXPENDITURES CENTRALLY RECORDED. FUNCTIONALLY DISTRIBUTED, THESE COSTS ARE AS REPORTED BELOW.

- | | | |
|----------------------------|----------------------------|----------------------------|
| 6100 PUPIL PERSONNEL | 6400 INSTR STAFF TRAINING | 7700 CENTRAL SERVICES |
| 6200 INSTRUCTIONAL MEDIA | 7300 SCHOOL ADMINISTRATION | 7900 OPERATION OF PLANT |
| 6300 INSTR & CURR DEVLPMNT | 7400 FACILITIES ACQ-CONSTR | 8100 MAINTENANCE OF PLANT |
| | | 8200 ADMIN. TECH. SERVICES |
| | | 6500 INSTR. TECH. SERVICES |

FUND- 6
 SCHL- 0731 WALKER ELEMENTARY

PROGRAM CATEGORY	NBR	----- DIRECT -----							TOTAL DIRECT	SCHOOL INDIRECT	SCHOOL COST	DISTRICT INDIRECT	TOTAL
		SALARIES	BENEFITS	PURCHASED SERVICES	MATERIAL SUPPLIES	OTHER EXPENSES	CAPITAL OUTLAY						
K-3 BASIC	101				578	101		679		679	130	810	
4-8 BASIC	102				215	37		252		252	48	301	
BASIC					793	138		932		932	179	1112	
PK-3 BASIC W/ES	111	50184	14056	1553	2347	96	3316	71554		71554	7381	78936	
4-8 BASIC W/ESE	112	11699	7244	800	1209	49	1709	22712		22712	3804	26516	
ESE LEVEL 4	254	11054	864	95	144	5	204	12369		12369	454	12823	
ESE		72937	22165	2449	3701	152	5229	106636		106636	11639	118276	
TOTAL FOR FEFP		72937	22165	2449	4495	290	5229	107568		107568	11819	119388	

FOOD SERVICE
 TRANSPORTATION

THOSE COSTS REPORTED IN THE COLUMN TITLED -SCHOOL INDIRECT- ARE DERIVED FROM TWO SOURCES: A) EXPENDITURES RECORDED BY SCHOOL AND B) SCHOOL LEVEL EXPENDITURES CENTRALLY RECORDED. FUNCTIONALLY DISTRIBUTED, THESE COSTS ARE AS REPORTED BELOW.

- | | | |
|----------------------------|----------------------------|----------------------------|
| 6100 PUPIL PERSONNEL | 6400 INSTR STAFF TRAINING | 7700 CENTRAL SERVICES |
| 6200 INSTRUCTIONAL MEDIA | 7300 SCHOOL ADMINISTRATION | 7900 OPERATION OF PLANT |
| 6300 INSTR & CURR DEVLPMNT | 7400 FACILITIES ACQ-CONSTR | 8100 MAINTENANCE OF PLANT |
| | | 8200 ADMIN. TECH. SERVICES |
| | | 6500 INSTR. TECH. SERVICES |

FUND- 6
 SCHL- 0741 BLUEWATER ELEMENTARY

----- PROGRAM -----		----- DIRECT -----							SCHOOL	SCHOOL	DISTRICT	TOTAL
CATEGORY	NBR	SALARIES	BENEFITS	PURCHASED SERVICES	MATERIAL SUPPLIES	OTHER EXPENSES	CAPITAL OUTLAY	TOTAL DIRECT	INDIRECT	COST	INDIRECT	TOTAL
K-3 BASIC	101				552	96		649		649	124	774
4-8 BASIC	102				196	34		231		231	44	275
BASIC					749	131		880		880	169	1049
PK-3 BASIC W/ES	111	20883	6324	1617	2443	100	3451	34821		34821	7683	42504
4-8 BASIC W/ESE	112	8182	4208	1076	1625	66	2297	17457		17457	5113	22570
ESE		29066	10533	2693	4069	167	5749	52279		52279	12796	65075
TOTAL FOR FEFP		29066	10533	2693	4818	298	5749	53159		53159	12966	66125

FOOD SERVICE
 TRANSPORTATION

THOSE COSTS REPORTED IN THE COLUMN TITLED -SCHOOL INDIRECT- ARE DERIVED FROM TWO SOURCES: A) EXPENDITURES RECORDED BY SCHOOL AND B) SCHOOL LEVEL EXPENDITURES CENTRALLY RECORDED. FUNCTIONALLY DISTRIBUTED, THESE COSTS ARE AS REPORTED BELOW.

- | | | |
|----------------------------|----------------------------|----------------------------|
| 6100 PUPIL PERSONNEL | 6400 INSTR STAFF TRAINING | 7700 CENTRAL SERVICES |
| 6200 INSTRUCTIONAL MEDIA | 7300 SCHOOL ADMINISTRATION | 7900 OPERATION OF PLANT |
| 6300 INSTR & CURR DEVLPMNT | 7400 FACILITIES ACQ-CONSTR | 8100 MAINTENANCE OF PLANT |
| | | 8200 ADMIN. TECH. SERVICES |
| | | 6500 INSTR. TECH. SERVICES |

FUND- 6
 SCHL- 0751 ANTIOCH ELEMENTARY

PROGRAM CATEGORY	NBR	DIRECT					TOTAL DIRECT	SCHOOL INDIRECT	SCHOOL COST	DISTRICT INDIRECT	TOTAL
		SALARIES	BENEFITS	PURCHASED SERVICES	MATERIAL SUPPLIES	OTHER EXPENSES					
K-3 BASIC	101				679	118	798			153	952
4-8 BASIC	102				264	46	310		310	59	370
BASIC					943	165	1108		1108	213	1322
PK-3 BASIC W/ES	111	54214	8708	1577	2383	97	3367	70351	70351	7496	77847
4-8 BASIC W/ESE	112	12803	4408	798	1206	49	1704	20971	20971	3794	24766
ESE		67018	13117	2376	3590	147	5072	91322	91322	11291	102614
TOTAL FOR FEFP		67018	13117	2376	4534	312	5072	92431	92431	11504	103936

FOOD SERVICE
 TRANSPORTATION

THOSE COSTS REPORTED IN THE COLUMN TITLED -SCHOOL INDIRECT- ARE DERIVED FROM TWO SOURCES: A) EXPENDITURES RECORDED BY SCHOOL AND B) SCHOOL LEVEL EXPENDITURES CENTRALLY RECORDED. FUNCTIONALLY DISTRIBUTED, THESE COSTS ARE AS REPORTED BELOW.

- | | | |
|----------------------------|----------------------------|----------------------------|
| 6100 PUPIL PERSONNEL | 6400 INSTR STAFF TRAINING | 7700 CENTRAL SERVICES |
| 6200 INSTRUCTIONAL MEDIA | 7300 SCHOOL ADMINISTRATION | 7900 OPERATION OF PLANT |
| 6300 INSTR & CURR DEVLPMNT | 7400 FACILITIES ACQ-CONSTR | 8100 MAINTENANCE OF PLANT |
| | | 8200 ADMIN. TECH. SERVICES |
| | | 6500 INSTR. TECH. SERVICES |

FUND- 6
 SCHL- 0761 DAVIDSON MIDDLE SCHOOL

----- PROGRAM -----		----- DIRECT -----							SCHOOL	SCHOOL	DISTRICT	TOTAL
CATEGORY	NBR	SALARIES	BENEFITS	PURCHASED SERVICES	MATERIAL SUPPLIES	OTHER EXPENSES	CAPITAL OUTLAY	TOTAL DIRECT	INDIRECT	COST	INDIRECT	TOTAL
4-8 BASIC	102				828	145		973		973	187	1161
BASIC					828	145		973		973	187	1161
4-8 BASIC W/ESE	112	23247	4610	2373	3585	147	5065	39029		39029	11275	50305
ESE LEVEL 5	255	4	21	11	16		24	78		78	53	132
ESE		23252	4632	2384	3602	147	5089	39108		39108	11328	50437
TOTAL FOR FEFP		23252	4632	2384	4430	293	5089	40082		40082	11516	51598

FOOD SERVICE
 TRANSPORTATION

THOSE COSTS REPORTED IN THE COLUMN TITLED -SCHOOL INDIRECT- ARE DERIVED FROM TWO SOURCES: A) EXPENDITURES RECORDED BY SCHOOL AND B) SCHOOL LEVEL EXPENDITURES CENTRALLY RECORDED. FUNCTIONALLY DISTRIBUTED, THESE COSTS ARE AS REPORTED BELOW.

- | | | |
|----------------------------|----------------------------|----------------------------|
| 6100 PUPIL PERSONNEL | 6400 INSTR STAFF TRAINING | 7700 CENTRAL SERVICES |
| 6200 INSTRUCTIONAL MEDIA | 7300 SCHOOL ADMINISTRATION | 7900 OPERATION OF PLANT |
| 6300 INSTR & CURR DEVLPMNT | 7400 FACILITIES ACQ-CONSTR | 8100 MAINTENANCE OF PLANT |
| | | 8200 ADMIN. TECH. SERVICES |
| | | 6500 INSTR. TECH. SERVICES |

FUND- 6
 SCHL- 0771 DESTIN MIDDLE SCHOOL

----- PROGRAM -----		----- DIRECT -----							SCHOOL	SCHOOL	DISTRICT	TOTAL
CATEGORY	NBR	SALARIES	BENEFITS	PURCHASED SERVICES	MATERIAL SUPPLIES	OTHER EXPENSES	CAPITAL OUTLAY	TOTAL DIRECT	INDIRECT	COST	INDIRECT	TOTAL
4-8 BASIC	102				652	114		766		766	147	913
BASIC					652	114		766		766	147	913
4-8 BASIC W/ESE	112	7341	1648	1640	2478	101	3502	16713		16713	7795	24508
ESE LEVEL 5	255	4	16	16	24	1	34	96		96	76	173
ESE		7345	1665	1656	2503	102	3536	16810		16810	7871	24682
TOTAL FOR FEFP		7345	1665	1656	3155	216	3536	17576		17576	8019	25595

FOOD SERVICE
 TRANSPORTATION

THOSE COSTS REPORTED IN THE COLUMN TITLED -SCHOOL INDIRECT- ARE DERIVED FROM TWO SOURCES: A) EXPENDITURES RECORDED BY SCHOOL AND B) SCHOOL LEVEL EXPENDITURES CENTRALLY RECORDED. FUNCTIONALLY DISTRIBUTED, THESE COSTS ARE AS REPORTED BELOW.

- | | | |
|----------------------------|----------------------------|----------------------------|
| 6100 PUPIL PERSONNEL | 6400 INSTR STAFF TRAINING | 7700 CENTRAL SERVICES |
| 6200 INSTRUCTIONAL MEDIA | 7300 SCHOOL ADMINISTRATION | 7900 OPERATION OF PLANT |
| 6300 INSTR & CURR DEVLPMNT | 7400 FACILITIES ACQ-CONSTR | 8100 MAINTENANCE OF PLANT |
| | | 8200 ADMIN. TECH. SERVICES |
| | | 6500 INSTR. TECH. SERVICES |

FUND- 6
 SCHL- 0791 ECCI - NORTH

----- PROGRAM -----		----- DIRECT -----							SCHOOL	SCHOOL	DISTRICT	TOTAL
CATEGORY	NBR	SALARIES	BENEFITS	PURCHASED SERVICES	MATERIAL SUPPLIES	OTHER EXPENSES	CAPITAL OUTLAY	TOTAL DIRECT	INDIRECT	COST	INDIRECT	TOTAL
4-8 BASIC W/ESE	112	1854	378	228	325	10	487	3284		3284	1080	4365
9-12 BASIC W/ES	113	29	188	113	162	5	243	742		742	539	1281
ESE LEVEL 5	255	10	68	41	59	1	88	270		270	196	467
ESE		1893	635	383	547	18	819	4298		4298	1816	6114
TOTAL FOR FEFP		1893	635	383	547	18	819	4298		4298	1816	6114

FOOD SERVICE
 TRANSPORTATION

THOSE COSTS REPORTED IN THE COLUMN TITLED -SCHOOL INDIRECT- ARE DERIVED FROM TWO SOURCES: A) EXPENDITURES RECORDED BY SCHOOL AND B) SCHOOL LEVEL EXPENDITURES CENTRALLY RECORDED. FUNCTIONALLY DISTRIBUTED, THESE COSTS ARE AS REPORTED BELOW.

- | | | |
|----------------------------|----------------------------|----------------------------|
| 6100 PUPIL PERSONNEL | 6400 INSTR STAFF TRAINING | 7700 CENTRAL SERVICES |
| 6200 INSTRUCTIONAL MEDIA | 7300 SCHOOL ADMINISTRATION | 7900 OPERATION OF PLANT |
| 6300 INSTR & CURR DEVLPMNT | 7400 FACILITIES ACQ-CONSTR | 8100 MAINTENANCE OF PLANT |
| | | 8200 ADMIN. TECH. SERVICES |
| | | 6500 INSTR. TECH. SERVICES |

FUND- 6
 SCHL- 0801 RICHBourg SCHOOL

----- PROGRAM -----		----- DIRECT -----							SCHOOL	SCHOOL	DISTRICT	TOTAL
CATEGORY	NBR	SALARIES	BENEFITS	PURCHASED SERVICES	MATERIAL SUPPLIES	OTHER EXPENSES	CAPITAL OUTLAY	TOTAL DIRECT	INDIRECT	COST	INDIRECT	TOTAL
PK-3 BASIC W/ES	111	1934	556	364	100	4	141	3102		3102	315	3418
4-8 BASIC W/ESE	112	6457	1641	1074	296	12	418	9901		9901	931	10832
9-12 BASIC W/ES	113	86	534	349	96	3	136	1207		1207	303	1510
ESE LEVEL 4	254	29041	7415	4855	1338	54	1890	44596		44596	4208	48804
ESE LEVEL 5	255	28336	7049	4615	1272	52	1797	43123		43123	4000	47123
ESE		65856	17197	11261	3103	127	4384	101930		101930	9759	111690
TOTAL FOR FEFP		65856	17197	11261	3103	127	4384	101930		101930	9759	111690

FOOD SERVICE
 TRANSPORTATION

THOSE COSTS REPORTED IN THE COLUMN TITLED -SCHOOL INDIRECT- ARE DERIVED FROM TWO SOURCES: A) EXPENDITURES RECORDED BY SCHOOL AND B) SCHOOL LEVEL EXPENDITURES CENTRALLY RECORDED. FUNCTIONALLY DISTRIBUTED, THESE COSTS ARE AS REPORTED BELOW.

6100 PUPIL PERSONNEL	6400 INSTR STAFF TRAINING	7700 CENTRAL SERVICES
6200 INSTRUCTIONAL MEDIA	7300 SCHOOL ADMINISTRATION	7900 OPERATION OF PLANT
6300 INSTR & CURR DEVLPMNT	7400 FACILITIES ACQ-CONSTR	8100 MAINTENANCE OF PLANT
		8200 ADMIN. TECH. SERVICES
		6500 INSTR. TECH. SERVICES

FUND- 6
 SCHL- 0811 SOUTHSIDE CENTER

----- PROGRAM -----		----- DIRECT -----							SCHOOL	SCHOOL	DISTRICT	TOTAL
CATEGORY	NBR	SALARIES	BENEFITS	PURCHASED SERVICES	MATERIAL SUPPLIES	OTHER EXPENSES	CAPITAL OUTLAY	TOTAL DIRECT	INDIRECT	COST	INDIRECT	TOTAL
PK-3 BASIC W/ES	111	46332	8321	1481	2238	91	3162	61629		61629	7040	68669
ESE LEVEL 4	254	1080	745	132	200	8	283	2451		2451	630	3082
ESE		47413	9067	1614	2439	100	3446	64080		64080	7670	71751
TOTAL FOR FEFP		47413	9067	1614	2439	100	3446	64080		64080	7670	71751

FOOD SERVICE
 TRANSPORTATION

THOSE COSTS REPORTED IN THE COLUMN TITLED -SCHOOL INDIRECT- ARE DERIVED FROM TWO SOURCES: A) EXPENDITURES RECORDED BY SCHOOL AND B) SCHOOL LEVEL EXPENDITURES CENTRALLY RECORDED. FUNCTIONALLY DISTRIBUTED, THESE COSTS ARE AS REPORTED BELOW.

- | | | |
|----------------------------|----------------------------|----------------------------|
| 6100 PUPIL PERSONNEL | 6400 INSTR STAFF TRAINING | 7700 CENTRAL SERVICES |
| 6200 INSTRUCTIONAL MEDIA | 7300 SCHOOL ADMINISTRATION | 7900 OPERATION OF PLANT |
| 6300 INSTR & CURR DEVLPMNT | 7400 FACILITIES ACQ-CONSTR | 8100 MAINTENANCE OF PLANT |
| | | 8200 ADMIN. TECH. SERVICES |
| | | 6500 INSTR. TECH. SERVICES |

FUND- 6
 SCHL- 9810 GULF COAST YOUTH ACADEMY

PROGRAM CATEGORY	NBR	DIRECT						TOTAL DIRECT	SCHOOL INDIRECT	SCHOOL COST	DISTRICT INDIRECT	TOTAL
		SALARIES	BENEFITS	PURCHASED SERVICES	MATERIAL SUPPLIES	OTHER EXPENSES	CAPITAL OUTLAY					
4-8 BASIC	102	6668	2873		186	9	9738	8946	18684	12	18696	
9-12 BASIC	103	10970	4727		307	15	16020	14717	30738	20	30758	
BASIC		17638	7600		494	24	25758	23663	49422	32	49454	
4-8 BASIC W/ESE	112	2925	1248	273	470	16	584	5519	13634	19153	1300	20454
9-12 BASIC W/ES	113	6264	2672	586	1007	36	1251	11818	29191	41009	2785	43795
ESE		9189	3920	860	1478	53	1835	17338	42825	60163	4086	64250
VOCATIONAL,6-12	300	1917	826		53	2		2800	2572	5373	3	5376
VOCATIONAL PGM		1917	826		53	2		2800	2572	5373	3	5376
TOTAL FOR FEFP		28745	12348	860	2026	81	1835	45897	69061	114959	4122	119081

FOOD SERVICE
 TRANSPORTATION

THOSE COSTS REPORTED IN THE COLUMN TITLED -SCHOOL INDIRECT- ARE DERIVED FROM TWO SOURCES: A) EXPENDITURES RECORDED BY SCHOOL AND B) SCHOOL LEVEL EXPENDITURES CENTRALLY RECORDED. FUNCTIONALLY DISTRIBUTED, THESE COSTS ARE AS REPORTED BELOW.

6100 PUPIL PERSONNEL		6400 INSTR STAFF TRAINING	38271	7700 CENTRAL SERVICES
6200 INSTRUCTIONAL MEDIA		7300 SCHOOL ADMINISTRATION		7900 OPERATION OF PLANT
6300 INSTR & CURR DEVLPMNT	30789	7400 FACILITIES ACQ-CONSTR		8100 MAINTENANCE OF PLANT
				8200 ADMIN. TECH. SERVICES
				6500 INSTR. TECH. SERVICES

FUND- 6
 SCHL- 9811 OKALOOSA YOUTH DEVELOPMENT CTR

PROGRAM CATEGORY	NBR	DIRECT						TOTAL DIRECT	SCHOOL INDIRECT	SCHOOL COST	DISTRICT INDIRECT	TOTAL
		SALARIES	BENEFITS	PURCHASED SERVICES	MATERIAL SUPPLIES	OTHER EXPENSES	CAPITAL OUTLAY					
4-8 BASIC	102	1725	791		64	4	2586	113	2699	5	2705	
9-12 BASIC	103	2619	1201		97	6	3925	171	4097	8	4105	
BASIC		4345	1993		162	10	6511	285	6796	13	6810	
4-8 BASIC W/ESE	112	1044	479		38	2	1565	68	1634	3	1637	
9-12 BASIC W/ES	113	2638	1210		98	6	3954	173	4127	8	4135	
ESE		3683	1690		137	8	5519	241	5761	11	5773	
VOCATIONAL,6-12	300	427	196		15	1	640	28	668	1	669	
VOCATIONAL PGM		427	196		15	1	640	28	668	1	669	
TOTAL FOR FEFP		8455	3879		315	20	12671	554	13226	26	13253	

FOOD SERVICE
 TRANSPORTATION

THOSE COSTS REPORTED IN THE COLUMN TITLED -SCHOOL INDIRECT- ARE DERIVED FROM TWO SOURCES: A) EXPENDITURES RECORDED BY SCHOOL AND B) SCHOOL LEVEL EXPENDITURES CENTRALLY RECORDED. FUNCTIONALLY DISTRIBUTED, THESE COSTS ARE AS REPORTED BELOW.

6100 PUPIL PERSONNEL	6400 INSTR STAFF TRAINING	554 7700 CENTRAL SERVICES
6200 INSTRUCTIONAL MEDIA	7300 SCHOOL ADMINISTRATION	7900 OPERATION OF PLANT
6300 INSTR & CURR DEVLPMNT	7400 FACILITIES ACQ-CONSTR	8100 MAINTENANCE OF PLANT
		8200 ADMIN. TECH. SERVICES
		6500 INSTR. TECH. SERVICES

FUND- 6
 SCHL- 9812 OKALOOSA YOUTH ACADEMY

PROGRAM CATEGORY	NBR	DIRECT						TOTAL DIRECT	SCHOOL INDIRECT	SCHOOL COST	DISTRICT INDIRECT	TOTAL
		SALARIES	BENEFITS	PURCHASED SERVICES	MATERIAL SUPPLIES	OTHER EXPENSES	CAPITAL OUTLAY					
4-8 BASIC	102	1694	777		368	7	2847		2847	9	2856	
9-12 BASIC	103	2021	927		440	8	3397		3397	11	3409	
BASIC		3715	1704		808	16	6245		6245	20	6266	
4-8 BASIC W/ESE	112	1243	570		270	5	2090		2090	7	2097	
9-12 BASIC W/ES	113	2493	1144		542	10	4191		4191	14	4205	
ESE		3736	1714		813	16	6281		6281	21	6302	
VOCATIONAL,6-12	300	1003	460		218	4	1687		1687	5	1692	
VOCATIONAL PGM		1003	460		218	4	1687		1687	5	1692	
TOTAL FOR FEFP		8455	3879		1840	36	14213		14213	47	14261	

FOOD SERVICE
 TRANSPORTATION

THOSE COSTS REPORTED IN THE COLUMN TITLED -SCHOOL INDIRECT- ARE DERIVED FROM TWO SOURCES: A) EXPENDITURES RECORDED BY SCHOOL AND B) SCHOOL LEVEL EXPENDITURES CENTRALLY RECORDED. FUNCTIONALLY DISTRIBUTED, THESE COSTS ARE AS REPORTED BELOW.

- | | | |
|----------------------------|----------------------------|----------------------------|
| 6100 PUPIL PERSONNEL | 6400 INSTR STAFF TRAINING | 7700 CENTRAL SERVICES |
| 6200 INSTRUCTIONAL MEDIA | 7300 SCHOOL ADMINISTRATION | 7900 OPERATION OF PLANT |
| 6300 INSTR & CURR DEVLPMNT | 7400 FACILITIES ACQ-CONSTR | 8100 MAINTENANCE OF PLANT |
| | | 8200 ADMIN. TECH. SERVICES |
| | | 6500 INSTR. TECH. SERVICES |

FUND- 6
 SCHL- 9813 OKALOOSA REGIONAL DETENTION CT

PROGRAM CATEGORY	NBR	DIRECT					TOTAL DIRECT	SCHOOL INDIRECT	SCHOOL COST	DISTRICT INDIRECT	TOTAL
		SALARIES	BENEFITS	PURCHASED SERVICES	MATERIAL SUPPLIES	OTHER EXPENSES					
4-8 BASIC	102	2357	1081		72	3	3516		3516	4	3521
9-12 BASIC	103	4575	2098		141	7	6823		6823	9	6833
BASIC		6933	3180		214	11	10340		10340	14	10354
4-8 BASIC W/ESE 112		209	96		6		312		312		313
9-12 BASIC W/ES 113		1568	719		48	2	2338		2338	3	2341
ESE		1778	815		55	2	2651		2651	3	2655
TOTAL FOR FEFP		8711	3995		269	13	12991		12991	17	13009

FOOD SERVICE
 TRANSPORTATION

THOSE COSTS REPORTED IN THE COLUMN TITLED -SCHOOL INDIRECT- ARE DERIVED FROM TWO SOURCES: A) EXPENDITURES RECORDED BY SCHOOL AND B) SCHOOL LEVEL EXPENDITURES CENTRALLY RECORDED. FUNCTIONALLY DISTRIBUTED, THESE COSTS ARE AS REPORTED BELOW.

- | | | |
|----------------------------|----------------------------|----------------------------|
| 6100 PUPIL PERSONNEL | 6400 INSTR STAFF TRAINING | 7700 CENTRAL SERVICES |
| 6200 INSTRUCTIONAL MEDIA | 7300 SCHOOL ADMINISTRATION | 7900 OPERATION OF PLANT |
| 6300 INSTR & CURR DEVLPMNT | 7400 FACILITIES ACQ-CONSTR | 8100 MAINTENANCE OF PLANT |
| | | 8200 ADMIN. TECH. SERVICES |
| | | 6500 INSTR. TECH. SERVICES |

FUND- 6
 SCHL- 9814 ADOLESCENT SUBSTANCE ABUSE PRG

----- PROGRAM -----		----- DIRECT -----							SCHOOL	SCHOOL	DISTRICT	TOTAL
CATEGORY	NBR	SALARIES	BENEFITS	PURCHASED SERVICES	MATERIAL SUPPLIES	OTHER EXPENSES	CAPITAL OUTLAY	TOTAL DIRECT	INDIRECT	COST	INDIRECT	TOTAL
4-8 BASIC	102				156	1		158		158	2	160
9-12 BASIC	103				851	10		861		861	13	874
BASIC					1007	11		1019		1019	15	1035
4-8 BASIC W/ESE	112	17	4	69	185	4	148	429	8666	9095	329	9425
9-12 BASIC W/ES	113	45	11	177	473	11	378	1096	22123	23220	842	24062
ESE		62	15	246	658	15	526	1526	30789	32316	1172	33488
VOCATIONAL,6-12	300				30			30		30		30
VOCATIONAL PGM					30			30		30		30
TOTAL FOR FEFP		62	15	246	1696	27	526	2576	30789	33366	1187	34554

FOOD SERVICE
 TRANSPORTATION

THOSE COSTS REPORTED IN THE COLUMN TITLED -SCHOOL INDIRECT- ARE DERIVED FROM TWO SOURCES: A) EXPENDITURES RECORDED BY SCHOOL AND B) SCHOOL LEVEL EXPENDITURES CENTRALLY RECORDED. FUNCTIONALLY DISTRIBUTED, THESE COSTS ARE AS REPORTED BELOW.

6100 PUPIL PERSONNEL	6400 INSTR STAFF TRAINING	7700 CENTRAL SERVICES
6200 INSTRUCTIONAL MEDIA	7300 SCHOOL ADMINISTRATION	7900 OPERATION OF PLANT
6300 INSTR & CURR DEVLPMNT	7400 FACILITIES ACQ-CONSTR	8100 MAINTENANCE OF PLANT
		8200 ADMIN. TECH. SERVICES
		6500 INSTR. TECH. SERVICES

FUND- 6
 SCHL- 9817 MILTON GIRLS JUVENILE RESIDENT

----- PROGRAM -----		----- DIRECT -----							SCHOOL	SCHOOL	DISTRICT	TOTAL
CATEGORY	NBR	SALARIES	BENEFITS	PURCHASED SERVICES	MATERIAL SUPPLIES	OTHER EXPENSES	CAPITAL OUTLAY	TOTAL DIRECT	INDIRECT	COST	INDIRECT	TOTAL
4-8 BASIC	102				225	2		228		228	3	231
9-12 BASIC	103				817	9		826		826	11	838
BASIC					1042	11		1054		1054	15	1069
4-8 BASIC W/ESE	112	37	9	147	403	9	315	922	9490	10412	701	11114
9-12 BASIC W/ES	113	88	22	345	945	21	738	2161	22232	24394	1643	26037
ESE		125	31	493	1348	30	1053	3084	31722	34807	2345	37152
VOCATIONAL,6-12	300				54			55		55		56
VOCATIONAL PGM					54			55		55		56
TOTAL FOR FEFP		125	31	493	2446	43	1053	4194	31722	35917	2361	38278

FOOD SERVICE
 TRANSPORTATION

THOSE COSTS REPORTED IN THE COLUMN TITLED -SCHOOL INDIRECT- ARE DERIVED FROM TWO SOURCES: A) EXPENDITURES RECORDED BY SCHOOL AND B) SCHOOL LEVEL EXPENDITURES CENTRALLY RECORDED. FUNCTIONALLY DISTRIBUTED, THESE COSTS ARE AS REPORTED BELOW.

6100 PUPIL PERSONNEL	6400 INSTR STAFF TRAINING	7700 CENTRAL SERVICES
6200 INSTRUCTIONAL MEDIA	7300 SCHOOL ADMINISTRATION	7900 OPERATION OF PLANT
6300 INSTR & CURR DEVLPMNT	7400 FACILITIES ACQ-CONSTR	8100 MAINTENANCE OF PLANT
		8200 ADMIN. TECH. SERVICES
		6500 INSTR. TECH. SERVICES

FUND- 6
 SCHL- 9818 N. W. FLORIDA BALLET ACADEMIE

----- PROGRAM -----		----- DIRECT -----							SCHOOL	SCHOOL	DISTRICT	TOTAL
CATEGORY	NBR	SALARIES	BENEFITS	PURCHASED SERVICES	MATERIAL SUPPLIES	OTHER EXPENSES	CAPITAL OUTLAY	TOTAL DIRECT	INDIRECT	COST	INDIRECT	TOTAL
4-8 BASIC	102				94	16		110		110	21	132
BASIC					94	16		110		110	21	132
TOTAL FOR FEFP					94	16		110		110	21	132

FOOD SERVICE
 TRANSPORTATION

THOSE COSTS REPORTED IN THE COLUMN TITLED -SCHOOL INDIRECT- ARE DERIVED FROM TWO SOURCES: A) EXPENDITURES RECORDED BY SCHOOL AND B) SCHOOL LEVEL EXPENDITURES CENTRALLY RECORDED. FUNCTIONALLY DISTRIBUTED, THESE COSTS ARE AS REPORTED BELOW.

- | | | |
|----------------------------|----------------------------|----------------------------|
| 6100 PUPIL PERSONNEL | 6400 INSTR STAFF TRAINING | 7700 CENTRAL SERVICES |
| 6200 INSTRUCTIONAL MEDIA | 7300 SCHOOL ADMINISTRATION | 7900 OPERATION OF PLANT |
| 6300 INSTR & CURR DEVLPMNT | 7400 FACILITIES ACQ-CONSTR | 8100 MAINTENANCE OF PLANT |
| | | 8200 ADMIN. TECH. SERVICES |
| | | 6500 INSTR. TECH. SERVICES |

School District of Okaloosa County



EXHIBIT K-14

Schedule 3, School Program Cost Report

ARRA - Race To The Top Funds

For the Fiscal Year Ended June 30, 2011

Revised February 14, 2012

FUND- 8
 SCHL- 0031 EDWINS ELEMENTARY SCHOOL

PROGRAM CATEGORY	NBR	DIRECT					TOTAL DIRECT	SCHOOL INDIRECT	SCHOOL COST	DISTRICT INDIRECT	TOTAL
		SALARIES	BENEFITS	PURCHASED SERVICES	MATERIAL SUPPLIES	OTHER EXPENSES					
K-3 BASIC	101					1980	1980	1980	6682	8662	
4-8 BASIC	102					617	617	617	2082	2699	
BASIC						2597	2597	2597	8764	11361	
ESOL	130					192	192	192	648	840	
ESOL						192	192	192	648	840	
PK-3 BASIC W/ES	111					559	559	559	1888	2448	
4-8 BASIC W/ESE	112					169	169	169	572	742	
ESE LEVEL 4	254					46	46	46	156	202	
ESE						775	775	775	2617	3393	
TOTAL FOR FEFP						3565	3565	3565	12030	15595	

FOOD SERVICE
 TRANSPORTATION

THOSE COSTS REPORTED IN THE COLUMN TITLED -SCHOOL INDIRECT- ARE DERIVED FROM TWO SOURCES: A) EXPENDITURES RECORDED BY SCHOOL AND B) SCHOOL LEVEL EXPENDITURES CENTRALLY RECORDED. FUNCTIONALLY DISTRIBUTED, THESE COSTS ARE AS REPORTED BELOW.

- | | | |
|----------------------------|----------------------------|----------------------------|
| 6100 PUPIL PERSONNEL | 6400 INSTR STAFF TRAINING | 7700 CENTRAL SERVICES |
| 6200 INSTRUCTIONAL MEDIA | 7300 SCHOOL ADMINISTRATION | 7900 OPERATION OF PLANT |
| 6300 INSTR & CURR DEVLPMNT | 7400 FACILITIES ACQ-CONSTR | 8100 MAINTENANCE OF PLANT |
| | | 8200 ADMIN. TECH. SERVICES |
| | | 6500 INSTR. TECH. SERVICES |

FUND- 8
 SCHL- 0041 BAKER SCHOOL

----- PROGRAM -----		----- DIRECT -----							SCHOOL	SCHOOL	DISTRICT	TOTAL
CATEGORY	NBR	SALARIES	BENEFITS	PURCHASED SERVICES	MATERIAL SUPPLIES	OTHER EXPENSES	CAPITAL OUTLAY	TOTAL DIRECT	INDIRECT	COST	INDIRECT	TOTAL
K-3 BASIC	101						1833	1833		1833	6187	8021
4-8 BASIC	102						2508	2508		2508	8465	10974
9-12 BASIC	103						1762	1762		1762	5948	7711
BASIC							6105	6105		6105	20601	26706
ESOL	130						8	8		8	27	35
ESOL							8	8		8	27	35
PK-3 BASIC W/ES	111						642	642		642	2166	2808
4-8 BASIC W/ESE	112						527	527		527	1779	2306
9-12 BASIC W/ES	113						454	454		454	1533	1987
ESE LEVEL 4	254						38	38		38	129	168
ESE LEVEL 5	255						8	8		8	28	37
ESE							1670	1670		1670	5637	7308
VOCATIONAL,6-12	300						220	220		220	742	962
VOCATIONAL PGM							220	220		220	742	962
TOTAL FOR FEFP							8004	8004		8004	27009	35013
FOOD SERVICE												
TRANSPORTATION												

THOSE COSTS REPORTED IN THE COLUMN TITLED -SCHOOL INDIRECT- ARE DERIVED FROM TWO SOURCES: A) EXPENDITURES RECORDED BY SCHOOL AND B) SCHOOL LEVEL EXPENDITURES CENTRALLY RECORDED. FUNCTIONALLY DISTRIBUTED, THESE COSTS ARE AS REPORTED BELOW.

- | | | |
|----------------------------|----------------------------|----------------------------|
| 6100 PUPIL PERSONNEL | 6400 INSTR STAFF TRAINING | 7700 CENTRAL SERVICES |
| 6200 INSTRUCTIONAL MEDIA | 7300 SCHOOL ADMINISTRATION | 7900 OPERATION OF PLANT |
| 6300 INSTR & CURR DEVLPMNT | 7400 FACILITIES ACQ-CONSTR | 8100 MAINTENANCE OF PLANT |
| | | 8200 ADMIN. TECH. SERVICES |
| | | 6500 INSTR. TECH. SERVICES |

FUND- 8
 SCHL- 0051 BOB SIKES ELEMENTARY SCHOOL

----- PROGRAM -----		----- DIRECT -----							SCHOOL	SCHOOL	DISTRICT	TOTAL
CATEGORY	NBR	SALARIES	BENEFITS	PURCHASED SERVICES	MATERIAL SUPPLIES	OTHER EXPENSES	CAPITAL OUTLAY	TOTAL DIRECT	INDIRECT	COST	INDIRECT	TOTAL
K-3 BASIC	101						2804	2804		2804	9461	12265
4-8 BASIC	102						923	923		923	3117	4041
BASIC							3727	3727		3727	12579	16307
ESOL	130						20	20		20	70	90
ESOL							20	20		20	70	90
PK-3 BASIC W/ES	111						532	532		532	1796	2328
4-8 BASIC W/ESE	112						337	337		337	1140	1478
ESE LEVEL 4	254						20	20		20	70	91
ESE							891	891		891	3007	3898
TOTAL FOR FEFP							4639	4639		4639	15656	20296

FOOD SERVICE
 TRANSPORTATION

THOSE COSTS REPORTED IN THE COLUMN TITLED -SCHOOL INDIRECT- ARE DERIVED FROM TWO SOURCES: A) EXPENDITURES RECORDED BY SCHOOL AND B) SCHOOL LEVEL EXPENDITURES CENTRALLY RECORDED. FUNCTIONALLY DISTRIBUTED, THESE COSTS ARE AS REPORTED BELOW.

- | | | |
|----------------------------|----------------------------|----------------------------|
| 6100 PUPIL PERSONNEL | 6400 INSTR STAFF TRAINING | 7700 CENTRAL SERVICES |
| 6200 INSTRUCTIONAL MEDIA | 7300 SCHOOL ADMINISTRATION | 7900 OPERATION OF PLANT |
| 6300 INSTR & CURR DEVLPMNT | 7400 FACILITIES ACQ-CONSTR | 8100 MAINTENANCE OF PLANT |
| | | 8200 ADMIN. TECH. SERVICES |
| | | 6500 INSTR. TECH. SERVICES |

FUND- 8
 SCHL- 0082 MEIGS MIDDLE SCHOOL

----- PROGRAM -----		----- DIRECT -----						SCHOOL	SCHOOL	DISTRICT	TOTAL	
CATEGORY	NBR	SALARIES	BENEFITS	PURCHASED SERVICES	MATERIAL SUPPLIES	OTHER EXPENSES	CAPITAL OUTLAY	TOTAL DIRECT	INDIRECT	COST	INDIRECT	TOTAL
4-8 BASIC	102						2634	2634		2634	8890	11525
BASIC							2634	2634		2634	8890	11525
ESOL	130						31	31		31	107	139
ESOL							31	31		31	107	139
4-8 BASIC W/ESE	112						629	629		629	2123	2753
ESE LEVEL 4	254						57	57		57	192	250
ESE							686	686		686	2316	3003
TOTAL FOR FEFP							3353	3353		3353	11315	14668
FOOD SERVICE												
TRANSPORTATION												

THOSE COSTS REPORTED IN THE COLUMN TITLED -SCHOOL INDIRECT- ARE DERIVED FROM TWO SOURCES: A) EXPENDITURES RECORDED BY SCHOOL AND B) SCHOOL LEVEL EXPENDITURES CENTRALLY RECORDED. FUNCTIONALLY DISTRIBUTED, THESE COSTS ARE AS REPORTED BELOW.

- | | | |
|----------------------------|----------------------------|----------------------------|
| 6100 PUPIL PERSONNEL | 6400 INSTR STAFF TRAINING | 7700 CENTRAL SERVICES |
| 6200 INSTRUCTIONAL MEDIA | 7300 SCHOOL ADMINISTRATION | 7900 OPERATION OF PLANT |
| 6300 INSTR & CURR DEVLPMNT | 7400 FACILITIES ACQ-CONSTR | 8100 MAINTENANCE OF PLANT |
| | | 8200 ADMIN. TECH. SERVICES |
| | | 6500 INSTR. TECH. SERVICES |

FUND- 8
 SCHL- 0092 SHOAL RIVER MIDDLE SCHOOL

PROGRAM CATEGORY	NBR	DIRECT					TOTAL DIRECT	SCHOOL INDIRECT	SCHOOL COST	DISTRICT INDIRECT	TOTAL
		SALARIES	BENEFITS	PURCHASED SERVICES	MATERIAL SUPPLIES	OTHER EXPENSES					
4-8 BASIC	102					3570	3570	3570	12048	15619	
BASIC						3570	3570	3570	12048	15619	
ESOL	130					21	21	21	71	92	
ESOL						21	21	21	71	92	
4-8 BASIC W/ESE	112					1238	1238	1238	4179	5418	
ESE LEVEL 5	255					22	22	22	75	98	
ESE						1261	1261	1261	4255	5516	
TOTAL FOR FEFP						4852	4852	4852	16374	21227	
FOOD SERVICE											
TRANSPORTATION											

THOSE COSTS REPORTED IN THE COLUMN TITLED -SCHOOL INDIRECT- ARE DERIVED FROM TWO SOURCES: A) EXPENDITURES RECORDED BY SCHOOL AND B) SCHOOL LEVEL EXPENDITURES CENTRALLY RECORDED. FUNCTIONALLY DISTRIBUTED, THESE COSTS ARE AS REPORTED BELOW.

- | | | |
|----------------------------|----------------------------|----------------------------|
| 6100 PUPIL PERSONNEL | 6400 INSTR STAFF TRAINING | 7700 CENTRAL SERVICES |
| 6200 INSTRUCTIONAL MEDIA | 7300 SCHOOL ADMINISTRATION | 7900 OPERATION OF PLANT |
| 6300 INSTR & CURR DEVLPMNT | 7400 FACILITIES ACQ-CONSTR | 8100 MAINTENANCE OF PLANT |
| | | 8200 ADMIN. TECH. SERVICES |
| | | 6500 INSTR. TECH. SERVICES |

FUND- 8
 SCHL- 0121 RUCKEL MIDDLE SCHOOL

----- PROGRAM -----		----- DIRECT -----							SCHOOL	SCHOOL	DISTRICT	TOTAL
CATEGORY	NBR	SALARIES	BENEFITS	PURCHASED SERVICES	MATERIAL SUPPLIES	OTHER EXPENSES	CAPITAL OUTLAY	TOTAL DIRECT	INDIRECT	COST	INDIRECT	TOTAL
4-8 BASIC	102						3536	3536		3536	11933	15469
BASIC							3536	3536		3536	11933	15469
ESOL	130						7	7		7	26	34
ESOL							7	7		7	26	34
4-8 BASIC W/ESE	112						1051	1051		1051	3547	4598
ESE LEVEL 4	254						57	57		57	192	249
ESE LEVEL 5	255						24	24		24	82	106
ESE							1132	1132		1132	3822	4954
TOTAL FOR FEFP							4676	4676		4676	15781	20458

FOOD SERVICE
 TRANSPORTATION

THOSE COSTS REPORTED IN THE COLUMN TITLED -SCHOOL INDIRECT- ARE DERIVED FROM TWO SOURCES: A) EXPENDITURES RECORDED BY SCHOOL AND B) SCHOOL LEVEL EXPENDITURES CENTRALLY RECORDED. FUNCTIONALLY DISTRIBUTED, THESE COSTS ARE AS REPORTED BELOW.

- | | | |
|----------------------------|----------------------------|----------------------------|
| 6100 PUPIL PERSONNEL | 6400 INSTR STAFF TRAINING | 7700 CENTRAL SERVICES |
| 6200 INSTRUCTIONAL MEDIA | 7300 SCHOOL ADMINISTRATION | 7900 OPERATION OF PLANT |
| 6300 INSTR & CURR DEVLPMNT | 7400 FACILITIES ACQ-CONSTR | 8100 MAINTENANCE OF PLANT |
| | | 8200 ADMIN. TECH. SERVICES |
| | | 6500 INSTR. TECH. SERVICES |

FUND- 8
 SCHL- 0131 DESTIN ELEMENTARY

----- PROGRAM -----		----- DIRECT -----							SCHOOL	SCHOOL	DISTRICT	TOTAL
CATEGORY	NBR	SALARIES	BENEFITS	PURCHASED SERVICES	MATERIAL SUPPLIES	OTHER EXPENSES	CAPITAL OUTLAY	TOTAL DIRECT	INDIRECT	COST	INDIRECT	TOTAL
K-3 BASIC	101						3058	3058		3058	10319	13377
4-8 BASIC	102						918	918		918	3100	4019
BASIC							3977	3977		3977	13420	17397
ESOL	130						221	221		221	746	967
ESOL							221	221		221	746	967
PK-3 BASIC W/ES	111						793	793		793	2677	3470
4-8 BASIC W/ESE	112						281	281		281	949	1230
ESE LEVEL 4	254						23	23		23	80	103
ESE							1098	1098		1098	3706	4805
TOTAL FOR FEFP							5296	5296		5296	17873	23170

FOOD SERVICE
 TRANSPORTATION

THOSE COSTS REPORTED IN THE COLUMN TITLED -SCHOOL INDIRECT- ARE DERIVED FROM TWO SOURCES: A) EXPENDITURES RECORDED BY SCHOOL AND B) SCHOOL LEVEL EXPENDITURES CENTRALLY RECORDED. FUNCTIONALLY DISTRIBUTED, THESE COSTS ARE AS REPORTED BELOW.

- | | | |
|----------------------------|----------------------------|----------------------------|
| 6100 PUPIL PERSONNEL | 6400 INSTR STAFF TRAINING | 7700 CENTRAL SERVICES |
| 6200 INSTRUCTIONAL MEDIA | 7300 SCHOOL ADMINISTRATION | 7900 OPERATION OF PLANT |
| 6300 INSTR & CURR DEVLPMNT | 7400 FACILITIES ACQ-CONSTR | 8100 MAINTENANCE OF PLANT |
| | | 8200 ADMIN. TECH. SERVICES |
| | | 6500 INSTR. TECH. SERVICES |

FUND- 8
 SCHL- 0151 EDGE ELEMENTARY

PROGRAM CATEGORY	NBR	DIRECT					TOTAL DIRECT	SCHOOL INDIRECT	SCHOOL COST	DISTRICT INDIRECT	TOTAL
		SALARIES	BENEFITS	PURCHASED SERVICES	MATERIAL SUPPLIES	OTHER EXPENSES					
K-3 BASIC	101					2137	2137	2137	7213	9350	
4-8 BASIC	102					604	604	604	2040	2645	
BASIC						2742	2742	2742	9253	11996	
ESOL	130					32	32	32	110	142	
ESOL						32	32	32	110	142	
PK-3 BASIC W/ES	111					380	380	380	1283	1663	
4-8 BASIC W/ESE	112					408	408	408	1377	1786	
ESE						788	788	788	2661	3449	
TOTAL FOR FEFP						3563	3563	3563	12025	15589	

FOOD SERVICE
 TRANSPORTATION

THOSE COSTS REPORTED IN THE COLUMN TITLED -SCHOOL INDIRECT- ARE DERIVED FROM TWO SOURCES: A) EXPENDITURES RECORDED BY SCHOOL AND B) SCHOOL LEVEL EXPENDITURES CENTRALLY RECORDED. FUNCTIONALLY DISTRIBUTED, THESE COSTS ARE AS REPORTED BELOW.

6100 PUPIL PERSONNEL	6400 INSTR STAFF TRAINING	7700 CENTRAL SERVICES
6200 INSTRUCTIONAL MEDIA	7300 SCHOOL ADMINISTRATION	7900 OPERATION OF PLANT
6300 INSTR & CURR DEVLPMNT	7400 FACILITIES ACQ-CONSTR	8100 MAINTENANCE OF PLANT
		8200 ADMIN. TECH. SERVICES
		6500 INSTR. TECH. SERVICES

FUND- 8
 SCHL- 0161 EGLIN ELEMENTARY

PROGRAM CATEGORY	NBR	DIRECT					TOTAL DIRECT	SCHOOL INDIRECT	SCHOOL COST	DISTRICT INDIRECT	TOTAL
		SALARIES	BENEFITS	PURCHASED SERVICES	MATERIAL SUPPLIES	OTHER EXPENSES					
K-3 BASIC	101					1839	1839	1839	6208	8048	
4-8 BASIC	102					183	183	183	619	802	
BASIC						2023	2023	2023	6827	8851	
ESOL	130					29	29	29	98	128	
ESOL						29	29	29	98	128	
PK-3 BASIC W/ES	111					392	392	392	1324	1717	
4-8 BASIC W/ESE	112					74	74	74	252	327	
ESE						467	467	467	1577	2044	
TOTAL FOR FEFP						2520	2520	2520	8503	11023	

FOOD SERVICE
 TRANSPORTATION

THOSE COSTS REPORTED IN THE COLUMN TITLED -SCHOOL INDIRECT- ARE DERIVED FROM TWO SOURCES: A) EXPENDITURES RECORDED BY SCHOOL AND B) SCHOOL LEVEL EXPENDITURES CENTRALLY RECORDED. FUNCTIONALLY DISTRIBUTED, THESE COSTS ARE AS REPORTED BELOW.

6100 PUPIL PERSONNEL	6400 INSTR STAFF TRAINING	7700 CENTRAL SERVICES
6200 INSTRUCTIONAL MEDIA	7300 SCHOOL ADMINISTRATION	7900 OPERATION OF PLANT
6300 INSTR & CURR DEVLPMNT	7400 FACILITIES ACQ-CONSTR	8100 MAINTENANCE OF PLANT
		8200 ADMIN. TECH. SERVICES
		6500 INSTR. TECH. SERVICES

FUND- 8
 SCHL- 0201 LAUREL HILL SCHOOL

----- PROGRAM -----		----- DIRECT -----							SCHOOL	SCHOOL	DISTRICT	TOTAL
CATEGORY	NBR	SALARIES	BENEFITS	PURCHASED SERVICES	MATERIAL SUPPLIES	OTHER EXPENSES	CAPITAL OUTLAY	TOTAL DIRECT	INDIRECT	COST	INDIRECT	TOTAL
K-3 BASIC	101						768	768		768	2593	3362
4-8 BASIC	102						1119	1119		1119	3779	4899
9-12 BASIC	103						574	574		574	1936	2510
BASIC							2462	2462		2462	8309	10772
ESOL	130						9	9		9	31	40
ESOL							9	9		9	31	40
PK-3 BASIC W/ES	111						170	170		170	574	744
4-8 BASIC W/ESE	112						224	224		224	758	983
9-12 BASIC W/ES	113						198	198		198	668	866
ESE							593	593		593	2001	2595
VOCATIONAL,6-12	300						434	434		434	1464	1898
VOCATIONAL PGM							434	434		434	1464	1898
TOTAL FOR FEFP							3499	3499		3499	11807	15306
FOOD SERVICE												
TRANSPORTATION												

THOSE COSTS REPORTED IN THE COLUMN TITLED -SCHOOL INDIRECT- ARE DERIVED FROM TWO SOURCES: A) EXPENDITURES RECORDED BY SCHOOL AND B) SCHOOL LEVEL EXPENDITURES CENTRALLY RECORDED. FUNCTIONALLY DISTRIBUTED, THESE COSTS ARE AS REPORTED BELOW.

- | | | |
|----------------------------|----------------------------|----------------------------|
| 6100 PUPIL PERSONNEL | 6400 INSTR STAFF TRAINING | 7700 CENTRAL SERVICES |
| 6200 INSTRUCTIONAL MEDIA | 7300 SCHOOL ADMINISTRATION | 7900 OPERATION OF PLANT |
| 6300 INSTR & CURR DEVLPMNT | 7400 FACILITIES ACQ-CONSTR | 8100 MAINTENANCE OF PLANT |
| | | 8200 ADMIN. TECH. SERVICES |
| | | 6500 INSTR. TECH. SERVICES |

FUND- 8
 SCHL- 0211 NICEVILLE SENIOR HIGH SCHOOL

PROGRAM CATEGORY	NBR	DIRECT					TOTAL DIRECT	SCHOOL INDIRECT	SCHOOL COST	DISTRICT INDIRECT	TOTAL
		SALARIES	BENEFITS	PURCHASED SERVICES	MATERIAL SUPPLIES	OTHER EXPENSES					
9-12 BASIC	103					7591	7591	7591	25615	33207	
BASIC						7591	7591	7591	25615	33207	
ESOL	130					8	8	8	27	36	
ESOL						8	8	8	27	36	
9-12 BASIC W/ES	113					2096	2096	2096	7074	9171	
ESE LEVEL 5	255					51	51	51	172	223	
ESE						2147	2147	2147	7247	9395	
VOCATIONAL,6-12	300					784	784	784	2646	3431	
VOCATIONAL PGM						784	784	784	2646	3431	
TOTAL FOR FEFP						10531	10531	10531	35538	46069	

FOOD SERVICE
 TRANSPORTATION

THOSE COSTS REPORTED IN THE COLUMN TITLED -SCHOOL INDIRECT- ARE DERIVED FROM TWO SOURCES: A) EXPENDITURES RECORDED BY SCHOOL AND B) SCHOOL LEVEL EXPENDITURES CENTRALLY RECORDED. FUNCTIONALLY DISTRIBUTED, THESE COSTS ARE AS REPORTED BELOW.

6100 PUPIL PERSONNEL	6400 INSTR STAFF TRAINING	7700 CENTRAL SERVICES
6200 INSTRUCTIONAL MEDIA	7300 SCHOOL ADMINISTRATION	7900 OPERATION OF PLANT
6300 INSTR & CURR DEVLPMNT	7400 FACILITIES ACQ-CONSTR	8100 MAINTENANCE OF PLANT
		8200 ADMIN. TECH. SERVICES
		6500 INSTR. TECH. SERVICES

FUND- 8
 SCHL- 0222 NORTHWOOD ELEMENTARY

----- PROGRAM -----		----- DIRECT -----							SCHOOL	SCHOOL	DISTRICT	TOTAL
CATEGORY	NBR	SALARIES	BENEFITS	PURCHASED SERVICES	MATERIAL SUPPLIES	OTHER EXPENSES	CAPITAL OUTLAY	TOTAL DIRECT	INDIRECT	COST	INDIRECT	TOTAL
K-3 BASIC	101						2534	2534		2534	8550	11084
4-8 BASIC	102						1085	1085		1085	3663	4749
BASIC							3619	3619		3619	12214	15834
ESOL	130						42	42		42	142	184
ESOL							42	42		42	142	184
PK-3 BASIC W/ES	111						427	427		427	1442	1869
4-8 BASIC W/ESE	112						290	290		290	980	1270
ESE LEVEL 4	254						223	223		223	754	977
ESE							941	941		941	3176	4118
TOTAL FOR FEFP							4603	4603		4603	15533	20137

FOOD SERVICE
 TRANSPORTATION

THOSE COSTS REPORTED IN THE COLUMN TITLED -SCHOOL INDIRECT- ARE DERIVED FROM TWO SOURCES: A) EXPENDITURES RECORDED BY SCHOOL AND B) SCHOOL LEVEL EXPENDITURES CENTRALLY RECORDED. FUNCTIONALLY DISTRIBUTED, THESE COSTS ARE AS REPORTED BELOW.

- | | | |
|----------------------------|----------------------------|----------------------------|
| 6100 PUPIL PERSONNEL | 6400 INSTR STAFF TRAINING | 7700 CENTRAL SERVICES |
| 6200 INSTRUCTIONAL MEDIA | 7300 SCHOOL ADMINISTRATION | 7900 OPERATION OF PLANT |
| 6300 INSTR & CURR DEVLPMNT | 7400 FACILITIES ACQ-CONSTR | 8100 MAINTENANCE OF PLANT |
| | | 8200 ADMIN. TECH. SERVICES |
| | | 6500 INSTR. TECH. SERVICES |

FUND- 8
 SCHL- 0241 SILVER SANDS SCHOOL

----- PROGRAM -----		----- DIRECT -----							SCHOOL	SCHOOL	DISTRICT	TOTAL
CATEGORY	NBR	SALARIES	BENEFITS	PURCHASED SERVICES	MATERIAL SUPPLIES	OTHER EXPENSES	CAPITAL OUTLAY	TOTAL DIRECT	INDIRECT	COST	INDIRECT	TOTAL
4-8 BASIC W/ESE	112						6	6		6	21	27
ESE LEVEL 4	254						1400	1400		1400	4725	6126
ESE LEVEL 5	255						812	812		812	2742	3555
ESE							2219	2219		2219	7489	9709
TOTAL FOR FEFP							2219	2219		2219	7489	9709
FOOD SERVICE												
TRANSPORTATION												

THOSE COSTS REPORTED IN THE COLUMN TITLED -SCHOOL INDIRECT- ARE DERIVED FROM TWO SOURCES: A) EXPENDITURES RECORDED BY SCHOOL AND B) SCHOOL LEVEL EXPENDITURES CENTRALLY RECORDED. FUNCTIONALLY DISTRIBUTED, THESE COSTS ARE AS REPORTED BELOW.

- | | | |
|----------------------------|----------------------------|----------------------------|
| 6100 PUPIL PERSONNEL | 6400 INSTR STAFF TRAINING | 7700 CENTRAL SERVICES |
| 6200 INSTRUCTIONAL MEDIA | 7300 SCHOOL ADMINISTRATION | 7900 OPERATION OF PLANT |
| 6300 INSTR & CURR DEVLPMNT | 7400 FACILITIES ACQ-CONSTR | 8100 MAINTENANCE OF PLANT |
| | | 8200 ADMIN. TECH. SERVICES |
| | | 6500 INSTR. TECH. SERVICES |

FUND- 8
 SCHL- 0251 RIVERSIDE ELEMENTARY

----- PROGRAM -----		----- DIRECT -----							SCHOOL	SCHOOL	DISTRICT	TOTAL
CATEGORY	NBR	SALARIES	BENEFITS	PURCHASED SERVICES	MATERIAL SUPPLIES	OTHER EXPENSES	CAPITAL OUTLAY	TOTAL DIRECT	INDIRECT	COST	INDIRECT	TOTAL
K-3 BASIC	101						2481	2481		2481	8373	10854
4-8 BASIC	102						894	894		894	3019	3914
BASIC							3376	3376		3376	11392	14769
ESOL	130						99	99		99	335	434
ESOL							99	99		99	335	434
PK-3 BASIC W/ES	111						556	556		556	1878	2434
4-8 BASIC W/ESE	112						191	191		191	645	836
ESE LEVEL 4	254						63	63		63	212	275
ESE							811	811		811	2736	3547
TOTAL FOR FEFP							4286	4286		4286	14464	18751

FOOD SERVICE
 TRANSPORTATION

THOSE COSTS REPORTED IN THE COLUMN TITLED -SCHOOL INDIRECT- ARE DERIVED FROM TWO SOURCES: A) EXPENDITURES RECORDED BY SCHOOL AND B) SCHOOL LEVEL EXPENDITURES CENTRALLY RECORDED. FUNCTIONALLY DISTRIBUTED, THESE COSTS ARE AS REPORTED BELOW.

- | | | |
|----------------------------|----------------------------|----------------------------|
| 6100 PUPIL PERSONNEL | 6400 INSTR STAFF TRAINING | 7700 CENTRAL SERVICES |
| 6200 INSTRUCTIONAL MEDIA | 7300 SCHOOL ADMINISTRATION | 7900 OPERATION OF PLANT |
| 6300 INSTR & CURR DEVLPMNT | 7400 FACILITIES ACQ-CONSTR | 8100 MAINTENANCE OF PLANT |
| | | 8200 ADMIN. TECH. SERVICES |
| | | 6500 INSTR. TECH. SERVICES |

FUND- 8
 SCHL- 0271 PRYOR MIDDLE SCHOOL

----- PROGRAM -----		----- DIRECT -----						SCHOOL	SCHOOL	DISTRICT	TOTAL	
CATEGORY	NBR	SALARIES	BENEFITS	PURCHASED SERVICES	MATERIAL SUPPLIES	OTHER EXPENSES	CAPITAL OUTLAY	TOTAL DIRECT	INDIRECT	COST	INDIRECT	TOTAL
4-8 BASIC	102						2788	2788		2788	9410	12199
BASIC							2788	2788		2788	9410	12199
ESOL	130						93	93		93	314	407
ESOL							93	93		93	314	407
4-8 BASIC W/ESE	112						823	823		823	2777	3600
ESE LEVEL 4	254						23	23		23	80	104
ESE							846	846		846	2857	3704
TOTAL FOR FEFP							3728	3728		3728	12582	16311
FOOD SERVICE												
TRANSPORTATION												

THOSE COSTS REPORTED IN THE COLUMN TITLED -SCHOOL INDIRECT- ARE DERIVED FROM TWO SOURCES: A) EXPENDITURES RECORDED BY SCHOOL AND B) SCHOOL LEVEL EXPENDITURES CENTRALLY RECORDED. FUNCTIONALLY DISTRIBUTED, THESE COSTS ARE AS REPORTED BELOW.

- | | | |
|----------------------------|----------------------------|----------------------------|
| 6100 PUPIL PERSONNEL | 6400 INSTR STAFF TRAINING | 7700 CENTRAL SERVICES |
| 6200 INSTRUCTIONAL MEDIA | 7300 SCHOOL ADMINISTRATION | 7900 OPERATION OF PLANT |
| 6300 INSTR & CURR DEVLPMNT | 7400 FACILITIES ACQ-CONSTR | 8100 MAINTENANCE OF PLANT |
| | | 8200 ADMIN. TECH. SERVICES |
| | | 6500 INSTR. TECH. SERVICES |

FUND- 8
 SCHL- 0281 WRIGHT ELEMENTARY

PROGRAM CATEGORY	NBR	DIRECT					TOTAL DIRECT	SCHOOL INDIRECT	SCHOOL COST	DISTRICT INDIRECT	TOTAL
		SALARIES	BENEFITS	PURCHASED SERVICES	MATERIAL SUPPLIES	OTHER EXPENSES					
K-3 BASIC	101					2061	2061	2061	6957	9019	
4-8 BASIC	102					696	696	696	2349	3046	
BASIC						2758	2758	2758	9307	12065	
ESOL	130					293	293	293	990	1283	
ESOL						293	293	293	990	1283	
PK-3 BASIC W/ES	111					495	495	495	1672	2168	
4-8 BASIC W/ESE	112					343	343	343	1160	1504	
ESE LEVEL 4	254					312	312	312	1053	1365	
ESE						1151	1151	1151	3886	5037	
TOTAL FOR FEFP						4203	4203	4203	14183	18386	

FOOD SERVICE
 TRANSPORTATION

THOSE COSTS REPORTED IN THE COLUMN TITLED -SCHOOL INDIRECT- ARE DERIVED FROM TWO SOURCES: A) EXPENDITURES RECORDED BY SCHOOL AND B) SCHOOL LEVEL EXPENDITURES CENTRALLY RECORDED. FUNCTIONALLY DISTRIBUTED, THESE COSTS ARE AS REPORTED BELOW.

- | | | |
|----------------------------|----------------------------|----------------------------|
| 6100 PUPIL PERSONNEL | 6400 INSTR STAFF TRAINING | 7700 CENTRAL SERVICES |
| 6200 INSTRUCTIONAL MEDIA | 7300 SCHOOL ADMINISTRATION | 7900 OPERATION OF PLANT |
| 6300 INSTR & CURR DEVLPMNT | 7400 FACILITIES ACQ-CONSTR | 8100 MAINTENANCE OF PLANT |
| | | 8200 ADMIN. TECH. SERVICES |
| | | 6500 INSTR. TECH. SERVICES |

FUND- 8
 SCHL- 0431 SHALIMAR ELEMENTARY

PROGRAM CATEGORY	NBR	DIRECT						TOTAL DIRECT	SCHOOL INDIRECT	SCHOOL COST	DISTRICT INDIRECT	TOTAL
		SALARIES	BENEFITS	PURCHASED SERVICES	MATERIAL SUPPLIES	OTHER EXPENSES	CAPITAL OUTLAY					
K-3 BASIC	101						2040	2040	2040	6885	8926	
4-8 BASIC	102						791	791	791	2669	3460	
BASIC							2831	2831	2831	9555	12386	
ESOL	130						105	105	105	355	460	
ESOL							105	105	105	355	460	
PK-3 BASIC W/ES	111						721	721	721	2435	3156	
4-8 BASIC W/ESE	112						316	316	316	1066	1382	
ESE LEVEL 4	254						16	16	16	53	69	
ESE							1053	1053	1053	3555	4609	
TOTAL FOR FEFP							3990	3990	3990	13466	17456	

FOOD SERVICE
 TRANSPORTATION

THOSE COSTS REPORTED IN THE COLUMN TITLED -SCHOOL INDIRECT- ARE DERIVED FROM TWO SOURCES: A) EXPENDITURES RECORDED BY SCHOOL AND B) SCHOOL LEVEL EXPENDITURES CENTRALLY RECORDED. FUNCTIONALLY DISTRIBUTED, THESE COSTS ARE AS REPORTED BELOW.

- | | | |
|----------------------------|----------------------------|----------------------------|
| 6100 PUPIL PERSONNEL | 6400 INSTR STAFF TRAINING | 7700 CENTRAL SERVICES |
| 6200 INSTRUCTIONAL MEDIA | 7300 SCHOOL ADMINISTRATION | 7900 OPERATION OF PLANT |
| 6300 INSTR & CURR DEVLPMNT | 7400 FACILITIES ACQ-CONSTR | 8100 MAINTENANCE OF PLANT |
| | | 8200 ADMIN. TECH. SERVICES |
| | | 6500 INSTR. TECH. SERVICES |

FUND- 8
 SCHL- 0541 ELLIOTT POINT ELEMENTARY

PROGRAM CATEGORY	NBR	DIRECT					TOTAL DIRECT	SCHOOL INDIRECT	SCHOOL COST	DISTRICT INDIRECT	TOTAL
		SALARIES	BENEFITS	PURCHASED SERVICES	MATERIAL SUPPLIES	OTHER EXPENSES					
K-3 BASIC	101					1990	1990	1990	6715	8705	
4-8 BASIC	102					728	728	728	2457	3185	
BASIC						2718	2718	2718	9173	11891	
ESOL	130					225	225	225	761	987	
ESOL						225	225	225	761	987	
PK-3 BASIC W/ES	111					605	605	605	2043	2648	
4-8 BASIC W/ESE	112					429	429	429	1449	1879	
ESE LEVEL 4	254					37	37	37	128	166	
ESE						1073	1073	1073	3621	4694	
TOTAL FOR FEFP						4017	4017	4017	13556	17573	

FOOD SERVICE
 TRANSPORTATION

THOSE COSTS REPORTED IN THE COLUMN TITLED -SCHOOL INDIRECT- ARE DERIVED FROM TWO SOURCES: A) EXPENDITURES RECORDED BY SCHOOL AND B) SCHOOL LEVEL EXPENDITURES CENTRALLY RECORDED. FUNCTIONALLY DISTRIBUTED, THESE COSTS ARE AS REPORTED BELOW.

- | | | |
|----------------------------|----------------------------|----------------------------|
| 6100 PUPIL PERSONNEL | 6400 INSTR STAFF TRAINING | 7700 CENTRAL SERVICES |
| 6200 INSTRUCTIONAL MEDIA | 7300 SCHOOL ADMINISTRATION | 7900 OPERATION OF PLANT |
| 6300 INSTR & CURR DEVLPMNT | 7400 FACILITIES ACQ-CONSTR | 8100 MAINTENANCE OF PLANT |
| | | 8200 ADMIN. TECH. SERVICES |
| | | 6500 INSTR. TECH. SERVICES |

FUND- 8
 SCHL- 0561 MARY ESTHER ELEMENTARY

PROGRAM CATEGORY	NBR	DIRECT					TOTAL DIRECT	SCHOOL INDIRECT	SCHOOL COST	DISTRICT INDIRECT	TOTAL
		SALARIES	BENEFITS	PURCHASED SERVICES	MATERIAL SUPPLIES	OTHER EXPENSES					
K-3 BASIC	101					2009	2009	2009	6779	8788	
4-8 BASIC	102					665	665	665	2244	2909	
BASIC						2674	2674	2674	9023	11697	
ESOL	130					109	109	109	368	477	
ESOL						109	109	109	368	477	
PK-3 BASIC W/ES	111					799	799	799	2698	3498	
4-8 BASIC W/ESE	112					222	222	222	751	973	
ESE LEVEL 4	254					43	43	43	146	190	
ESE						1065	1065	1065	3596	4662	
TOTAL FOR FEFP						3849	3849	3849	12988	16837	
FOOD SERVICE											
TRANSPORTATION											

THOSE COSTS REPORTED IN THE COLUMN TITLED -SCHOOL INDIRECT- ARE DERIVED FROM TWO SOURCES: A) EXPENDITURES RECORDED BY SCHOOL AND B) SCHOOL LEVEL EXPENDITURES CENTRALLY RECORDED. FUNCTIONALLY DISTRIBUTED, THESE COSTS ARE AS REPORTED BELOW.

- | | | |
|----------------------------|----------------------------|----------------------------|
| 6100 PUPIL PERSONNEL | 6400 INSTR STAFF TRAINING | 7700 CENTRAL SERVICES |
| 6200 INSTRUCTIONAL MEDIA | 7300 SCHOOL ADMINISTRATION | 7900 OPERATION OF PLANT |
| 6300 INSTR & CURR DEVLPMNT | 7400 FACILITIES ACQ-CONSTR | 8100 MAINTENANCE OF PLANT |
| | | 8200 ADMIN. TECH. SERVICES |
| | | 6500 INSTR. TECH. SERVICES |

FUND- 8
 SCHL- 0571 PLEW ELEMENTARY

PROGRAM CATEGORY	NBR	DIRECT					TOTAL DIRECT	SCHOOL INDIRECT	SCHOOL COST	DISTRICT INDIRECT	TOTAL
		SALARIES	BENEFITS	PURCHASED SERVICES	MATERIAL SUPPLIES	OTHER EXPENSES					
K-3 BASIC	101					2187	2187			7380	9567
4-8 BASIC	102					1031	1031			3479	4510
BASIC						3218	3218			10859	14077
ESOL	130					23	23			79	102
ESOL						23	23			79	102
PK-3 BASIC W/ES	111					543	543			1833	2376
4-8 BASIC W/ESE	112					303	303			1025	1329
ESE						847	847			2858	3706
TOTAL FOR FEFP						4088	4088			13797	17886

FOOD SERVICE
 TRANSPORTATION

THOSE COSTS REPORTED IN THE COLUMN TITLED -SCHOOL INDIRECT- ARE DERIVED FROM TWO SOURCES: A) EXPENDITURES RECORDED BY SCHOOL AND B) SCHOOL LEVEL EXPENDITURES CENTRALLY RECORDED. FUNCTIONALLY DISTRIBUTED, THESE COSTS ARE AS REPORTED BELOW.

- | | | |
|----------------------------|----------------------------|----------------------------|
| 6100 PUPIL PERSONNEL | 6400 INSTR STAFF TRAINING | 7700 CENTRAL SERVICES |
| 6200 INSTRUCTIONAL MEDIA | 7300 SCHOOL ADMINISTRATION | 7900 OPERATION OF PLANT |
| 6300 INSTR & CURR DEVLPMNT | 7400 FACILITIES ACQ-CONSTR | 8100 MAINTENANCE OF PLANT |
| | | 8200 ADMIN. TECH. SERVICES |
| | | 6500 INSTR. TECH. SERVICES |

FUND- 8
 SCHL- 0581 CHOCTAWHATCHEE HIGH

----- PROGRAM -----		----- DIRECT -----							SCHOOL	SCHOOL	DISTRICT	TOTAL
CATEGORY	NBR	SALARIES	BENEFITS	PURCHASED SERVICES	MATERIAL SUPPLIES	OTHER EXPENSES	CAPITAL OUTLAY	TOTAL DIRECT	INDIRECT	COST	INDIRECT	TOTAL
4-8 BASIC	102						6	6		6	20	26
9-12 BASIC	103						6956	6956		6956	23474	30430
BASIC							6962	6962		6962	23494	30457
ESOL	130						108	108		108	366	474
ESOL							108	108		108	366	474
9-12 BASIC W/ES	113						1445	1445		1445	4876	6321
ESE LEVEL 4	254						16	16		16	54	70
ESE LEVEL 5	255						77	77		77	261	339
ESE							1538	1538		1538	5192	6731
VOCATIONAL,6-12	300						435	435		435	1470	1905
VOCATIONAL PGM							435	435		435	1470	1905
TOTAL FOR FEFP							9045	9045		9045	30523	39569
FOOD SERVICE												
TRANSPORTATION												

THOSE COSTS REPORTED IN THE COLUMN TITLED -SCHOOL INDIRECT- ARE DERIVED FROM TWO SOURCES: A) EXPENDITURES RECORDED BY SCHOOL AND B) SCHOOL LEVEL EXPENDITURES CENTRALLY RECORDED. FUNCTIONALLY DISTRIBUTED, THESE COSTS ARE AS REPORTED BELOW.

- | | | |
|----------------------------|----------------------------|----------------------------|
| 6100 PUPIL PERSONNEL | 6400 INSTR STAFF TRAINING | 7700 CENTRAL SERVICES |
| 6200 INSTRUCTIONAL MEDIA | 7300 SCHOOL ADMINISTRATION | 7900 OPERATION OF PLANT |
| 6300 INSTR & CURR DEVLPMNT | 7400 FACILITIES ACQ-CONSTR | 8100 MAINTENANCE OF PLANT |
| | | 8200 ADMIN. TECH. SERVICES |
| | | 6500 INSTR. TECH. SERVICES |

FUND- 8
 SCHL- 0601 CRESTVIEW SENIOR HIGH

----- PROGRAM -----		----- DIRECT -----							SCHOOL	SCHOOL	DISTRICT	TOTAL
CATEGORY	NBR	SALARIES	BENEFITS	PURCHASED SERVICES	MATERIAL SUPPLIES	OTHER EXPENSES	CAPITAL OUTLAY	TOTAL DIRECT	INDIRECT	COST	INDIRECT	TOTAL
K-3 BASIC	101						22	22		22	75	98
9-12 BASIC	103						7086	7086		7086	23911	30997
BASIC							7108	7108		7108	23986	31095
ESOL	130						42	42		42	144	186
ESOL							42	42		42	144	186
9-12 BASIC W/ES	113						1562	1562		1562	5272	6835
ESE LEVEL 4	254						21	21		21	72	94
ESE LEVEL 5	255						51	51		51	172	224
ESE							1635	1635		1635	5518	7153
VOCATIONAL,6-12	300						900	900		900	3040	3941
VOCATIONAL PGM							900	900		900	3040	3941
TOTAL FOR FEFP							9687	9687		9687	32689	42377
FOOD SERVICE												
TRANSPORTATION												

THOSE COSTS REPORTED IN THE COLUMN TITLED -SCHOOL INDIRECT- ARE DERIVED FROM TWO SOURCES: A) EXPENDITURES RECORDED BY SCHOOL AND B) SCHOOL LEVEL EXPENDITURES CENTRALLY RECORDED. FUNCTIONALLY DISTRIBUTED, THESE COSTS ARE AS REPORTED BELOW.

- | | | |
|----------------------------|----------------------------|----------------------------|
| 6100 PUPIL PERSONNEL | 6400 INSTR STAFF TRAINING | 7700 CENTRAL SERVICES |
| 6200 INSTRUCTIONAL MEDIA | 7300 SCHOOL ADMINISTRATION | 7900 OPERATION OF PLANT |
| 6300 INSTR & CURR DEVLPMNT | 7400 FACILITIES ACQ-CONSTR | 8100 MAINTENANCE OF PLANT |
| | | 8200 ADMIN. TECH. SERVICES |
| | | 6500 INSTR. TECH. SERVICES |

FUND- 8
 SCHL- 0621 KENWOOD ELEMENTARY

PROGRAM CATEGORY	NBR	DIRECT					TOTAL DIRECT	SCHOOL INDIRECT	SCHOOL COST	DISTRICT INDIRECT	TOTAL
		SALARIES	BENEFITS	PURCHASED SERVICES	MATERIAL SUPPLIES	OTHER EXPENSES					
K-3 BASIC	101					2301	2301	2301	7764	10065	
4-8 BASIC	102					691	691	691	2332	3023	
BASIC						2992	2992	2992	10096	13089	
ESOL	130					42	42	42	143	186	
ESOL						42	42	42	143	186	
PK-3 BASIC W/ES	111					622	622	622	2099	2721	
4-8 BASIC W/ESE	112					307	307	307	1038	1345	
ESE LEVEL 4	254					196	196	196	663	859	
ESE						1126	1126	1126	3800	4926	
TOTAL FOR FEFP						4161	4161	4161	14040	18202	
FOOD SERVICE											
TRANSPORTATION											

THOSE COSTS REPORTED IN THE COLUMN TITLED -SCHOOL INDIRECT- ARE DERIVED FROM TWO SOURCES: A) EXPENDITURES RECORDED BY SCHOOL AND B) SCHOOL LEVEL EXPENDITURES CENTRALLY RECORDED. FUNCTIONALLY DISTRIBUTED, THESE COSTS ARE AS REPORTED BELOW.

- | | | |
|----------------------------|----------------------------|----------------------------|
| 6100 PUPIL PERSONNEL | 6400 INSTR STAFF TRAINING | 7700 CENTRAL SERVICES |
| 6200 INSTRUCTIONAL MEDIA | 7300 SCHOOL ADMINISTRATION | 7900 OPERATION OF PLANT |
| 6300 INSTR & CURR DEVLPMNT | 7400 FACILITIES ACQ-CONSTR | 8100 MAINTENANCE OF PLANT |
| | | 8200 ADMIN. TECH. SERVICES |
| | | 6500 INSTR. TECH. SERVICES |

FUND- 8
 SCHL- 0631 FLOROSA ELEMENTARY SCHOOL

PROGRAM CATEGORY	NBR	DIRECT					TOTAL DIRECT	SCHOOL INDIRECT	SCHOOL COST	DISTRICT INDIRECT	TOTAL
		SALARIES	BENEFITS	PURCHASED SERVICES	MATERIAL SUPPLIES	OTHER EXPENSES					
K-3 BASIC	101					1831	1831	1831	6179	8010	
4-8 BASIC	102					611	611	611	2064	2676	
BASIC						2443	2443	2443	8243	10687	
ESOL	130					108	108	108	364	472	
ESOL						108	108	108	364	472	
PK-3 BASIC W/ES	111					905	905	905	3055	3960	
4-8 BASIC W/ESE	112					236	236	236	796	1032	
ESE LEVEL 4	254					9	9	9	32	42	
ESE LEVEL 5	255					12	12	12	40	52	
ESE						1163	1163	1163	3925	5088	
TOTAL FOR FEFP						3714	3714	3714	12534	16248	
FOOD SERVICE											
TRANSPORTATION											

THOSE COSTS REPORTED IN THE COLUMN TITLED -SCHOOL INDIRECT- ARE DERIVED FROM TWO SOURCES: A) EXPENDITURES RECORDED BY SCHOOL AND B) SCHOOL LEVEL EXPENDITURES CENTRALLY RECORDED. FUNCTIONALLY DISTRIBUTED, THESE COSTS ARE AS REPORTED BELOW.

- | | | |
|----------------------------|----------------------------|----------------------------|
| 6100 PUPIL PERSONNEL | 6400 INSTR STAFF TRAINING | 7700 CENTRAL SERVICES |
| 6200 INSTRUCTIONAL MEDIA | 7300 SCHOOL ADMINISTRATION | 7900 OPERATION OF PLANT |
| 6300 INSTR & CURR DEVLPMNT | 7400 FACILITIES ACQ-CONSTR | 8100 MAINTENANCE OF PLANT |
| | | 8200 ADMIN. TECH. SERVICES |
| | | 6500 INSTR. TECH. SERVICES |

FUND- 8
 SCHL- 0641 FORT WALTON BEACH HIGH

PROGRAM CATEGORY	NBR	DIRECT					TOTAL DIRECT	SCHOOL INDIRECT	SCHOOL COST	DISTRICT INDIRECT	TOTAL
		SALARIES	BENEFITS	PURCHASED SERVICES	MATERIAL SUPPLIES	OTHER EXPENSES					
9-12 BASIC	103					8206	8206	8206	27690	35896	
BASIC						8206	8206	8206	27690	35896	
ESOL	130					94	94	94	320	414	
ESOL						94	94	94	320	414	
9-12 BASIC W/ES	113					1256	1256	1256	4239	5495	
ESE LEVEL 5	255					13	13	13	46	59	
ESE						1269	1269	1269	4285	5555	
VOCATIONAL,6-12	300					557	557	557	1882	2440	
VOCATIONAL PGM						557	557	557	1882	2440	
TOTAL FOR FEFP						10128	10128	10128	34177	44306	

FOOD SERVICE
 TRANSPORTATION

THOSE COSTS REPORTED IN THE COLUMN TITLED -SCHOOL INDIRECT- ARE DERIVED FROM TWO SOURCES: A) EXPENDITURES RECORDED BY SCHOOL AND B) SCHOOL LEVEL EXPENDITURES CENTRALLY RECORDED. FUNCTIONALLY DISTRIBUTED, THESE COSTS ARE AS REPORTED BELOW.

6100 PUPIL PERSONNEL	6400 INSTR STAFF TRAINING	7700 CENTRAL SERVICES
6200 INSTRUCTIONAL MEDIA	7300 SCHOOL ADMINISTRATION	7900 OPERATION OF PLANT
6300 INSTR & CURR DEVLPMNT	7400 FACILITIES ACQ-CONSTR	8100 MAINTENANCE OF PLANT
		8200 ADMIN. TECH. SERVICES
		6500 INSTR. TECH. SERVICES

FUND- 8
 SCHL- 0651 BRUNER MIDDLE SCHOOL

----- PROGRAM -----		----- DIRECT -----						SCHOOL	SCHOOL	DISTRICT	TOTAL	
CATEGORY	NBR	SALARIES	BENEFITS	PURCHASED SERVICES	MATERIAL SUPPLIES	OTHER EXPENSES	CAPITAL OUTLAY	TOTAL DIRECT	INDIRECT	COST	INDIRECT	TOTAL
4-8 BASIC	102						3598	3598		3598	12141	15740
BASIC							3598	3598		3598	12141	15740
ESOL	130						57	57		57	194	252
ESOL							57	57		57	194	252
4-8 BASIC W/ESE	112						1220	1220		1220	4118	5339
ESE LEVEL 5	255						4	4		4	16	21
ESE							1225	1225		1225	4134	5360
TOTAL FOR FEFP							4881	4881		4881	16471	21352
FOOD SERVICE												
TRANSPORTATION												

THOSE COSTS REPORTED IN THE COLUMN TITLED -SCHOOL INDIRECT- ARE DERIVED FROM TWO SOURCES: A) EXPENDITURES RECORDED BY SCHOOL AND B) SCHOOL LEVEL EXPENDITURES CENTRALLY RECORDED. FUNCTIONALLY DISTRIBUTED, THESE COSTS ARE AS REPORTED BELOW.

- | | | |
|----------------------------|----------------------------|----------------------------|
| 6100 PUPIL PERSONNEL | 6400 INSTR STAFF TRAINING | 7700 CENTRAL SERVICES |
| 6200 INSTRUCTIONAL MEDIA | 7300 SCHOOL ADMINISTRATION | 7900 OPERATION OF PLANT |
| 6300 INSTR & CURR DEVLPMNT | 7400 FACILITIES ACQ-CONSTR | 8100 MAINTENANCE OF PLANT |
| | | 8200 ADMIN. TECH. SERVICES |
| | | 6500 INSTR. TECH. SERVICES |

FUND- 8
 SCHL- 0671 LEWIS MIDDLE SCHOOL

----- PROGRAM -----		----- DIRECT -----							SCHOOL	SCHOOL	DISTRICT	TOTAL
CATEGORY	NBR	SALARIES	BENEFITS	PURCHASED SERVICES	MATERIAL SUPPLIES	OTHER EXPENSES	CAPITAL OUTLAY	TOTAL DIRECT	INDIRECT	COST	INDIRECT	TOTAL
K-3 BASIC	101						869	869		869	2935	3805
4-8 BASIC	102						2311	2311		2311	7799	10111
BASIC							3181	3181		3181	10735	13916
ESOL	130						85	85		85	288	374
ESOL							85	85		85	288	374
PK-3 BASIC W/ES	111						941	941		941	3176	4118
4-8 BASIC W/ESE	112						1014	1014		1014	3423	4438
ESE LEVEL 4	254						107	107		107	363	471
ESE LEVEL 5	255						2	2		2	8	10
ESE							2066	2066		2066	6972	9038
TOTAL FOR FEFP							5333	5333		5333	17996	23329
FOOD SERVICE												
TRANSPORTATION												

THOSE COSTS REPORTED IN THE COLUMN TITLED -SCHOOL INDIRECT- ARE DERIVED FROM TWO SOURCES: A) EXPENDITURES RECORDED BY SCHOOL AND B) SCHOOL LEVEL EXPENDITURES CENTRALLY RECORDED. FUNCTIONALLY DISTRIBUTED, THESE COSTS ARE AS REPORTED BELOW.

- | | | |
|----------------------------|----------------------------|----------------------------|
| 6100 PUPIL PERSONNEL | 6400 INSTR STAFF TRAINING | 7700 CENTRAL SERVICES |
| 6200 INSTRUCTIONAL MEDIA | 7300 SCHOOL ADMINISTRATION | 7900 OPERATION OF PLANT |
| 6300 INSTR & CURR DEVLPMNT | 7400 FACILITIES ACQ-CONSTR | 8100 MAINTENANCE OF PLANT |
| | | 8200 ADMIN. TECH. SERVICES |
| | | 6500 INSTR. TECH. SERVICES |

FUND- 8
 SCHL- 0681 LONGWOOD ELEMENTARY SCHOOL

PROGRAM CATEGORY	NBR	DIRECT						TOTAL DIRECT	SCHOOL INDIRECT	SCHOOL COST	DISTRICT INDIRECT	TOTAL
		SALARIES	BENEFITS	PURCHASED SERVICES	MATERIAL SUPPLIES	OTHER EXPENSES	CAPITAL OUTLAY					
K-3 BASIC	101						2015	2015				8816
4-8 BASIC	102						741	741			6801	3243
BASIC							2757	2757			9303	12060
ESOL	130						302	302			1020	1323
ESOL							302	302			1020	1323
PK-3 BASIC W/ES	111						303	303			1022	1326
4-8 BASIC W/ESE	112						117	117			395	512
ESE LEVEL 4	254						5	5			19	25
ESE							426	426			1437	1863
TOTAL FOR FEFP							3485	3485			11761	15247

FOOD SERVICE
 TRANSPORTATION

THOSE COSTS REPORTED IN THE COLUMN TITLED -SCHOOL INDIRECT- ARE DERIVED FROM TWO SOURCES: A) EXPENDITURES RECORDED BY SCHOOL AND B) SCHOOL LEVEL EXPENDITURES CENTRALLY RECORDED. FUNCTIONALLY DISTRIBUTED, THESE COSTS ARE AS REPORTED BELOW.

- | | | |
|----------------------------|----------------------------|----------------------------|
| 6100 PUPIL PERSONNEL | 6400 INSTR STAFF TRAINING | 7700 CENTRAL SERVICES |
| 6200 INSTRUCTIONAL MEDIA | 7300 SCHOOL ADMINISTRATION | 7900 OPERATION OF PLANT |
| 6300 INSTR & CURR DEVLPMNT | 7400 FACILITIES ACQ-CONSTR | 8100 MAINTENANCE OF PLANT |
| | | 8200 ADMIN. TECH. SERVICES |
| | | 6500 INSTR. TECH. SERVICES |

FUND- 8
 SCHL- 0701 OKALOOSA APPLIED TECHNOLOGY CR

PROGRAM CATEGORY	NBR	DIRECT					TOTAL DIRECT	SCHOOL INDIRECT	SCHOOL COST	DISTRICT INDIRECT	TOTAL
		SALARIES	BENEFITS	PURCHASED SERVICES	MATERIAL SUPPLIES	OTHER EXPENSES					
9-12 BASIC	103					770	770	770	2601	3372	
BASIC						770	770	770	2601	3372	
ESOL	130					2	2	2	7	9	
ESOL						2	2	2	7	9	
PK-3 BASIC W/ES	111					14	14	14	48	62	
4-8 BASIC W/ESE	112					90	90	90	304	395	
9-12 BASIC W/ES	113					396	396	396	1336	1732	
ESE LEVEL 5	255					5	5	5	17	22	
ESE						505	505	505	1707	2213	
VOCATIONAL,6-12	300					565	565	565	1909	2475	
VOCATIONAL PGM						565	565	565	1909	2475	
AGRISCIENCE & N	351					97	97	97	329	426	
BUSINESS EDUCAT	352					146	146	146	493	640	
HEALTH SCIENCE	354					663	663	663	2240	2904	
INDUSTRIAL	355					829	829	829	2798	3627	
ADULT PGM						1737	1737	1737	5861	7599	
VOCATIONAL PREP	405					81	81	81	275	356	
ADULT HANDICAP						81	81	81	275	356	
TOTAL FOR FEFP						3663	3663	3663	12362	16026	
FOOD SERVICE											
TRANSPORTATION											

THOSE COSTS REPORTED IN THE COLUMN TITLED -SCHOOL INDIRECT- ARE DERIVED FROM TWO SOURCES: A) EXPENDITURES RECORDED BY SCHOOL AND B) SCHOOL LEVEL EXPENDITURES CENTRALLY RECORDED. FUNCTIONALLY DISTRIBUTED, THESE COSTS ARE AS REPORTED BELOW.

- | | | |
|----------------------------|----------------------------|----------------------------|
| 6100 PUPIL PERSONNEL | 6400 INSTR STAFF TRAINING | 7700 CENTRAL SERVICES |
| 6200 INSTRUCTIONAL MEDIA | 7300 SCHOOL ADMINISTRATION | 7900 OPERATION OF PLANT |
| 6300 INSTR & CURR DEVLPMNT | 7400 FACILITIES ACQ-CONSTR | 8100 MAINTENANCE OF PLANT |
| | | 8200 ADMIN. TECH. SERVICES |
| | | 6500 INSTR. TECH. SERVICES |

FUND- 8
 SCHL- 0731 WALKER ELEMENTARY

PROGRAM CATEGORY	NBR	DIRECT						TOTAL DIRECT	SCHOOL INDIRECT	SCHOOL COST	DISTRICT INDIRECT	TOTAL
		SALARIES	BENEFITS	PURCHASED SERVICES	MATERIAL SUPPLIES	OTHER EXPENSES	CAPITAL OUTLAY					
K-3 BASIC	101						2739	2739				11984
4-8 BASIC	102						1019	1019			9244	4457
BASIC							3758	3758			12683	16441
ESOL	130						11	11			39	51
ESOL							11	11			39	51
PK-3 BASIC W/ES	111						620	620			2092	2712
4-8 BASIC W/ESE	112						319	319			1078	1397
ESE LEVEL 4	254						38	38			128	166
ESE							977	977			3299	4277
TOTAL FOR FEFP							4748	4748			16022	20770
FOOD SERVICE												
TRANSPORTATION												

THOSE COSTS REPORTED IN THE COLUMN TITLED -SCHOOL INDIRECT- ARE DERIVED FROM TWO SOURCES: A) EXPENDITURES RECORDED BY SCHOOL AND B) SCHOOL LEVEL EXPENDITURES CENTRALLY RECORDED. FUNCTIONALLY DISTRIBUTED, THESE COSTS ARE AS REPORTED BELOW.

- | | | |
|----------------------------|----------------------------|----------------------------|
| 6100 PUPIL PERSONNEL | 6400 INSTR STAFF TRAINING | 7700 CENTRAL SERVICES |
| 6200 INSTRUCTIONAL MEDIA | 7300 SCHOOL ADMINISTRATION | 7900 OPERATION OF PLANT |
| 6300 INSTR & CURR DEVLPMNT | 7400 FACILITIES ACQ-CONSTR | 8100 MAINTENANCE OF PLANT |
| | | 8200 ADMIN. TECH. SERVICES |
| | | 6500 INSTR. TECH. SERVICES |

FUND- 8
 SCHL- 0741 BLUEWATER ELEMENTARY

----- PROGRAM -----		----- DIRECT -----							SCHOOL	SCHOOL	DISTRICT	TOTAL
CATEGORY	NBR	SALARIES	BENEFITS	PURCHASED SERVICES	MATERIAL SUPPLIES	OTHER EXPENSES	CAPITAL OUTLAY	TOTAL DIRECT	INDIRECT	COST	INDIRECT	TOTAL
K-3 BASIC	101						2616	2616		2616	8828	11445
4-8 BASIC	102						932	932		932	3145	4077
BASIC							3548	3548		3548	11974	15522
ESOL	130						60	60		60	205	265
ESOL							60	60		60	205	265
PK-3 BASIC W/ES	111						645	645		645	2177	2823
4-8 BASIC W/ESE	112						429	429		429	1449	1878
ESE							1074	1074		1074	3627	4702
TOTAL FOR FEFP							4684	4684		4684	15806	20491

FOOD SERVICE
 TRANSPORTATION

THOSE COSTS REPORTED IN THE COLUMN TITLED -SCHOOL INDIRECT- ARE DERIVED FROM TWO SOURCES: A) EXPENDITURES RECORDED BY SCHOOL AND B) SCHOOL LEVEL EXPENDITURES CENTRALLY RECORDED. FUNCTIONALLY DISTRIBUTED, THESE COSTS ARE AS REPORTED BELOW.

- | | | |
|----------------------------|----------------------------|----------------------------|
| 6100 PUPIL PERSONNEL | 6400 INSTR STAFF TRAINING | 7700 CENTRAL SERVICES |
| 6200 INSTRUCTIONAL MEDIA | 7300 SCHOOL ADMINISTRATION | 7900 OPERATION OF PLANT |
| 6300 INSTR & CURR DEVLPMNT | 7400 FACILITIES ACQ-CONSTR | 8100 MAINTENANCE OF PLANT |
| | | 8200 ADMIN. TECH. SERVICES |
| | | 6500 INSTR. TECH. SERVICES |

FUND- 8
 SCHL- 0751 ANTIOCH ELEMENTARY

PROGRAM CATEGORY	NBR	DIRECT					TOTAL DIRECT	SCHOOL INDIRECT	SCHOOL COST	DISTRICT INDIRECT	TOTAL
		SALARIES	BENEFITS	PURCHASED SERVICES	MATERIAL SUPPLIES	OTHER EXPENSES					
K-3 BASIC	101					3218	3218	3218	10861	14080	
4-8 BASIC	102					1250	1250	1250	4219	5470	
BASIC						4469	4469	4469	15081	19550	
ESOL	130					29	29	29	99	128	
ESOL						29	29	29	99	128	
PK-3 BASIC W/ES	111					629	629	629	2124	2754	
4-8 BASIC W/ESE	112					318	318	318	1075	1394	
ESE						948	948	948	3200	4149	
TOTAL FOR FEFP						5447	5447	5447	18381	23828	

FOOD SERVICE
 TRANSPORTATION

THOSE COSTS REPORTED IN THE COLUMN TITLED -SCHOOL INDIRECT- ARE DERIVED FROM TWO SOURCES: A) EXPENDITURES RECORDED BY SCHOOL AND B) SCHOOL LEVEL EXPENDITURES CENTRALLY RECORDED. FUNCTIONALLY DISTRIBUTED, THESE COSTS ARE AS REPORTED BELOW.

- | | | |
|----------------------------|----------------------------|----------------------------|
| 6100 PUPIL PERSONNEL | 6400 INSTR STAFF TRAINING | 7700 CENTRAL SERVICES |
| 6200 INSTRUCTIONAL MEDIA | 7300 SCHOOL ADMINISTRATION | 7900 OPERATION OF PLANT |
| 6300 INSTR & CURR DEVLPMNT | 7400 FACILITIES ACQ-CONSTR | 8100 MAINTENANCE OF PLANT |
| | | 8200 ADMIN. TECH. SERVICES |
| | | 6500 INSTR. TECH. SERVICES |

FUND- 8
 SCHL- 0761 DAVIDSON MIDDLE SCHOOL

PROGRAM CATEGORY	NBR	DIRECT					TOTAL DIRECT	SCHOOL INDIRECT	SCHOOL COST	DISTRICT INDIRECT	TOTAL
		SALARIES	BENEFITS	PURCHASED SERVICES	MATERIAL SUPPLIES	OTHER EXPENSES					
4-8 BASIC	102					3924	3924	3924	13241	17165	
BASIC						3924	3924	3924	13241	17165	
ESOL	130					12	12	12	40	52	
ESOL						12	12	12	40	52	
4-8 BASIC W/ESE	112					947	947	947	3195	4143	
ESE LEVEL 5	255					4	4	4	15	19	
ESE						951	951	951	3211	4162	
TOTAL FOR FEFP						4887	4887	4887	16493	21381	
FOOD SERVICE											
TRANSPORTATION											

THOSE COSTS REPORTED IN THE COLUMN TITLED -SCHOOL INDIRECT- ARE DERIVED FROM TWO SOURCES: A) EXPENDITURES RECORDED BY SCHOOL AND B) SCHOOL LEVEL EXPENDITURES CENTRALLY RECORDED. FUNCTIONALLY DISTRIBUTED, THESE COSTS ARE AS REPORTED BELOW.

- | | | |
|----------------------------|----------------------------|----------------------------|
| 6100 PUPIL PERSONNEL | 6400 INSTR STAFF TRAINING | 7700 CENTRAL SERVICES |
| 6200 INSTRUCTIONAL MEDIA | 7300 SCHOOL ADMINISTRATION | 7900 OPERATION OF PLANT |
| 6300 INSTR & CURR DEVLPMNT | 7400 FACILITIES ACQ-CONSTR | 8100 MAINTENANCE OF PLANT |
| | | 8200 ADMIN. TECH. SERVICES |
| | | 6500 INSTR. TECH. SERVICES |

FUND- 8
 SCHL- 0771 DESTIN MIDDLE SCHOOL

----- PROGRAM -----		----- DIRECT -----						SCHOOL	SCHOOL	DISTRICT	TOTAL	
CATEGORY	NBR	SALARIES	BENEFITS	PURCHASED SERVICES	MATERIAL SUPPLIES	OTHER EXPENSES	CAPITAL OUTLAY	TOTAL DIRECT	INDIRECT	COST	INDIRECT	TOTAL
4-8 BASIC	102						3088	3088		3088	10421	13510
BASIC							3088	3088		3088	10421	13510
ESOL	130						44	44		44	151	196
ESOL							44	44		44	151	196
4-8 BASIC W/ESE	112						654	654		654	2209	2864
ESE LEVEL 5	255						6	6		6	21	28
ESE							661	661		661	2231	2892
TOTAL FOR FEFP							3794	3794		3794	12805	16599
FOOD SERVICE												
TRANSPORTATION												

THOSE COSTS REPORTED IN THE COLUMN TITLED -SCHOOL INDIRECT- ARE DERIVED FROM TWO SOURCES: A) EXPENDITURES RECORDED BY SCHOOL AND B) SCHOOL LEVEL EXPENDITURES CENTRALLY RECORDED. FUNCTIONALLY DISTRIBUTED, THESE COSTS ARE AS REPORTED BELOW.

- | | | |
|----------------------------|----------------------------|----------------------------|
| 6100 PUPIL PERSONNEL | 6400 INSTR STAFF TRAINING | 7700 CENTRAL SERVICES |
| 6200 INSTRUCTIONAL MEDIA | 7300 SCHOOL ADMINISTRATION | 7900 OPERATION OF PLANT |
| 6300 INSTR & CURR DEVLPMNT | 7400 FACILITIES ACQ-CONSTR | 8100 MAINTENANCE OF PLANT |
| | | 8200 ADMIN. TECH. SERVICES |
| | | 6500 INSTR. TECH. SERVICES |

FUND- 8
 SCHL- 0781 ECCI - SOUTH

PROGRAM CATEGORY	NBR	DIRECT					TOTAL DIRECT	SCHOOL INDIRECT	SCHOOL COST	DISTRICT INDIRECT	TOTAL
		SALARIES	BENEFITS	PURCHASED SERVICES	MATERIAL SUPPLIES	OTHER EXPENSES					
4-8 BASIC	102					163	163	163	550	713	
9-12 BASIC	103					8	8	8	30	39	
BASIC						172	172	172	580	752	
ESOL	130					3	3	3	11	14	
ESOL						3	3	3	11	14	
4-8 BASIC W/ESE	112					110	110	110	373	484	
9-12 BASIC W/ES	113					7	7	7	24	31	
ESE LEVEL 5	255					8	8	8	29	38	
ESE						126	126	126	427	553	
TOTAL FOR FEFP						302	302	302	1019	1321	
FOOD SERVICE											
TRANSPORTATION											

THOSE COSTS REPORTED IN THE COLUMN TITLED -SCHOOL INDIRECT- ARE DERIVED FROM TWO SOURCES: A) EXPENDITURES RECORDED BY SCHOOL AND B) SCHOOL LEVEL EXPENDITURES CENTRALLY RECORDED. FUNCTIONALLY DISTRIBUTED, THESE COSTS ARE AS REPORTED BELOW.

- | | | |
|----------------------------|----------------------------|----------------------------|
| 6100 PUPIL PERSONNEL | 6400 INSTR STAFF TRAINING | 7700 CENTRAL SERVICES |
| 6200 INSTRUCTIONAL MEDIA | 7300 SCHOOL ADMINISTRATION | 7900 OPERATION OF PLANT |
| 6300 INSTR & CURR DEVLPMNT | 7400 FACILITIES ACQ-CONSTR | 8100 MAINTENANCE OF PLANT |
| | | 8200 ADMIN. TECH. SERVICES |
| | | 6500 INSTR. TECH. SERVICES |

FUND- 8
 SCHL- 0791 ECCI - NORTH

----- PROGRAM -----		----- DIRECT -----							SCHOOL	SCHOOL	DISTRICT	TOTAL
CATEGORY	NBR	SALARIES	BENEFITS	PURCHASED SERVICES	MATERIAL SUPPLIES	OTHER EXPENSES	CAPITAL OUTLAY	TOTAL DIRECT	INDIRECT	COST	INDIRECT	TOTAL
4-8 BASIC	102						176	176		176	596	772
9-12 BASIC	103						138	138		138	468	607
BASIC							315	315		315	1065	1380
4-8 BASIC W/ESE	112						91	91		91	307	398
9-12 BASIC W/ES	113						45	45		45	153	198
ESE LEVEL 5	255						16	16		16	55	72
ESE							153	153		153	516	670
TOTAL FOR FEFP							468	468		468	1582	2050
FOOD SERVICE												
TRANSPORTATION												

THOSE COSTS REPORTED IN THE COLUMN TITLED -SCHOOL INDIRECT- ARE DERIVED FROM TWO SOURCES: A) EXPENDITURES RECORDED BY SCHOOL AND B) SCHOOL LEVEL EXPENDITURES CENTRALLY RECORDED. FUNCTIONALLY DISTRIBUTED, THESE COSTS ARE AS REPORTED BELOW.

- | | | |
|----------------------------|----------------------------|----------------------------|
| 6100 PUPIL PERSONNEL | 6400 INSTR STAFF TRAINING | 7700 CENTRAL SERVICES |
| 6200 INSTRUCTIONAL MEDIA | 7300 SCHOOL ADMINISTRATION | 7900 OPERATION OF PLANT |
| 6300 INSTR & CURR DEVLPMNT | 7400 FACILITIES ACQ-CONSTR | 8100 MAINTENANCE OF PLANT |
| | | 8200 ADMIN. TECH. SERVICES |
| | | 6500 INSTR. TECH. SERVICES |

FUND- 8
 SCHL- 0801 RICHBOURG SCHOOL

----- PROGRAM -----		----- DIRECT -----							SCHOOL	SCHOOL	DISTRICT	TOTAL
CATEGORY	NBR	SALARIES	BENEFITS	PURCHASED SERVICES	MATERIAL SUPPLIES	OTHER EXPENSES	CAPITAL OUTLAY	TOTAL DIRECT	INDIRECT	COST	INDIRECT	TOTAL
PK-3 BASIC W/ES	111						26	26		26	89	116
4-8 BASIC W/ESE	112						78	78		78	264	342
9-12 BASIC W/ES	113						25	25		25	85	111
ESE LEVEL 4	254						353	353		353	1192	1546
ESE LEVEL 5	255						336	336		336	1133	1469
ESE							819	819		819	2766	3586
TOTAL FOR FEFP							819	819		819	2766	3586
FOOD SERVICE												
TRANSPORTATION												

THOSE COSTS REPORTED IN THE COLUMN TITLED -SCHOOL INDIRECT- ARE DERIVED FROM TWO SOURCES: A) EXPENDITURES RECORDED BY SCHOOL AND B) SCHOOL LEVEL EXPENDITURES CENTRALLY RECORDED. FUNCTIONALLY DISTRIBUTED, THESE COSTS ARE AS REPORTED BELOW.

6100 PUPIL PERSONNEL	6400 INSTR STAFF TRAINING	7700 CENTRAL SERVICES
6200 INSTRUCTIONAL MEDIA	7300 SCHOOL ADMINISTRATION	7900 OPERATION OF PLANT
6300 INSTR & CURR DEVLPMNT	7400 FACILITIES ACQ-CONSTR	8100 MAINTENANCE OF PLANT
		8200 ADMIN. TECH. SERVICES
		6500 INSTR. TECH. SERVICES

FUND- 8
 SCHL- 0811 SOUTHSIDE CENTER

----- PROGRAM -----		----- DIRECT -----										
CATEGORY	NBR	SALARIES	BENEFITS	PURCHASED SERVICES	MATERIAL SUPPLIES	OTHER EXPENSES	CAPITAL OUTLAY	TOTAL DIRECT	SCHOOL INDIRECT	SCHOOL COST	DISTRICT INDIRECT	TOTAL
PK-3 BASIC W/ES	111						591	591		591	1995	2586
ESE LEVEL 4	254						52	52		52	178	231
ESE							644	644		644	2174	2818
TOTAL FOR FEFP							644	644		644	2174	2818
FOOD SERVICE												
TRANSPORTATION												

THOSE COSTS REPORTED IN THE COLUMN TITLED -SCHOOL INDIRECT- ARE DERIVED FROM TWO SOURCES: A) EXPENDITURES RECORDED BY SCHOOL AND B) SCHOOL LEVEL EXPENDITURES CENTRALLY RECORDED. FUNCTIONALLY DISTRIBUTED, THESE COSTS ARE AS REPORTED BELOW.

6100 PUPIL PERSONNEL	6400 INSTR STAFF TRAINING	7700 CENTRAL SERVICES
6200 INSTRUCTIONAL MEDIA	7300 SCHOOL ADMINISTRATION	7900 OPERATION OF PLANT
6300 INSTR & CURR DEVLPMNT	7400 FACILITIES ACQ-CONSTR	8100 MAINTENANCE OF PLANT
		8200 ADMIN. TECH. SERVICES
		6500 INSTR. TECH. SERVICES

FUND- 8
 SCHL- 9810 GULF COAST YOUTH ACADEMY

----- PROGRAM -----		----- DIRECT -----							SCHOOL	SCHOOL	DISTRICT	TOTAL
CATEGORY	NBR	SALARIES	BENEFITS	PURCHASED SERVICES	MATERIAL SUPPLIES	OTHER EXPENSES	CAPITAL OUTLAY	TOTAL DIRECT	INDIRECT	COST	INDIRECT	TOTAL
4-8 BASIC	102						255	255		255	860	1116
9-12 BASIC	103						419	419		419	1416	1836
BASIC							674	674		674	2277	2952
4-8 BASIC W/ESE	112						109	109		109	368	478
9-12 BASIC W/ES	113						233	233		233	789	1023
ESE							343	343		343	1158	1501
VOCATIONAL,6-12	300						73	73		73	247	320
VOCATIONAL PGM							73	73		73	247	320
TOTAL FOR FEFP							1091	1091		1091	3683	4774

FOOD SERVICE
 TRANSPORTATION

THOSE COSTS REPORTED IN THE COLUMN TITLED -SCHOOL INDIRECT- ARE DERIVED FROM TWO SOURCES: A) EXPENDITURES RECORDED BY SCHOOL AND B) SCHOOL LEVEL EXPENDITURES CENTRALLY RECORDED. FUNCTIONALLY DISTRIBUTED, THESE COSTS ARE AS REPORTED BELOW.

- | | | |
|----------------------------|----------------------------|----------------------------|
| 6100 PUPIL PERSONNEL | 6400 INSTR STAFF TRAINING | 7700 CENTRAL SERVICES |
| 6200 INSTRUCTIONAL MEDIA | 7300 SCHOOL ADMINISTRATION | 7900 OPERATION OF PLANT |
| 6300 INSTR & CURR DEVLPMNT | 7400 FACILITIES ACQ-CONSTR | 8100 MAINTENANCE OF PLANT |
| | | 8200 ADMIN. TECH. SERVICES |
| | | 6500 INSTR. TECH. SERVICES |

FUND- 8
 SCHL- 9811 OKALOOSA YOUTH DEVELOPMENT CTR

----- PROGRAM -----		----- DIRECT -----							SCHOOL	SCHOOL	DISTRICT	TOTAL
CATEGORY	NBR	SALARIES	BENEFITS	PURCHASED SERVICES	MATERIAL SUPPLIES	OTHER EXPENSES	CAPITAL OUTLAY	TOTAL DIRECT	INDIRECT	COST	INDIRECT	TOTAL
4-8 BASIC	102						113	113		113	382	496
9-12 BASIC	103						172	172		172	581	753
BASIC							285	285		285	964	1249
4-8 BASIC W/ESE	112						68	68		68	231	300
9-12 BASIC W/ES	113						173	173		173	585	758
ESE							242	242		242	817	1059
VOCATIONAL,6-12	300						28	28		28	94	122
VOCATIONAL PGM							28	28		28	94	122
TOTAL FOR FEFP							555	555		555	1876	2431

FOOD SERVICE
 TRANSPORTATION

THOSE COSTS REPORTED IN THE COLUMN TITLED -SCHOOL INDIRECT- ARE DERIVED FROM TWO SOURCES: A) EXPENDITURES RECORDED BY SCHOOL AND B) SCHOOL LEVEL EXPENDITURES CENTRALLY RECORDED. FUNCTIONALLY DISTRIBUTED, THESE COSTS ARE AS REPORTED BELOW.

- | | | |
|----------------------------|----------------------------|----------------------------|
| 6100 PUPIL PERSONNEL | 6400 INSTR STAFF TRAINING | 7700 CENTRAL SERVICES |
| 6200 INSTRUCTIONAL MEDIA | 7300 SCHOOL ADMINISTRATION | 7900 OPERATION OF PLANT |
| 6300 INSTR & CURR DEVLPMNT | 7400 FACILITIES ACQ-CONSTR | 8100 MAINTENANCE OF PLANT |
| | | 8200 ADMIN. TECH. SERVICES |
| | | 6500 INSTR. TECH. SERVICES |

FUND- 8
 SCHL- 9812 OKALOOSA YOUTH ACADEMY

----- PROGRAM -----		----- DIRECT -----							SCHOOL	SCHOOL	DISTRICT	TOTAL
CATEGORY	NBR	SALARIES	BENEFITS	PURCHASED SERVICES	MATERIAL SUPPLIES	OTHER EXPENSES	CAPITAL OUTLAY	TOTAL DIRECT	INDIRECT	COST	INDIRECT	TOTAL
4-8 BASIC	102						199	199		199	674	874
9-12 BASIC	103						238	238		238	805	1043
BASIC							438	438		438	1479	1918
4-8 BASIC W/ESE	112						146	146		146	495	641
9-12 BASIC W/ES	113						294	294		294	993	1287
ESE							441	441		441	1488	1929
VOCATIONAL,6-12	300						118	118		118	399	518
VOCATIONAL PGM							118	118		118	399	518
TOTAL FOR FEFP							997	997		997	3367	4365

FOOD SERVICE
 TRANSPORTATION

THOSE COSTS REPORTED IN THE COLUMN TITLED -SCHOOL INDIRECT- ARE DERIVED FROM TWO SOURCES: A) EXPENDITURES RECORDED BY SCHOOL AND B) SCHOOL LEVEL EXPENDITURES CENTRALLY RECORDED. FUNCTIONALLY DISTRIBUTED, THESE COSTS ARE AS REPORTED BELOW.

6100 PUPIL PERSONNEL	6400 INSTR STAFF TRAINING	7700 CENTRAL SERVICES
6200 INSTRUCTIONAL MEDIA	7300 SCHOOL ADMINISTRATION	7900 OPERATION OF PLANT
6300 INSTR & CURR DEVLPMNT	7400 FACILITIES ACQ-CONSTR	8100 MAINTENANCE OF PLANT
		8200 ADMIN. TECH. SERVICES
		6500 INSTR. TECH. SERVICES

FUND- 8
 SCHL- 9813 OKALOOSA REGIONAL DETENTION CT

PROGRAM CATEGORY	NBR	DIRECT					TOTAL DIRECT	SCHOOL INDIRECT	SCHOOL COST	DISTRICT INDIRECT	TOTAL
		SALARIES	BENEFITS	PURCHASED SERVICES	MATERIAL SUPPLIES	OTHER EXPENSES					
4-8 BASIC	102					101	101	101	344	446	
9-12 BASIC	103					197	197	197	667	865	
BASIC						299	299	299	1011	1311	
4-8 BASIC W/ESE	112					9	9	9	30	39	
9-12 BASIC W/ES	113					67	67	67	228	296	
ESE						76	76	76	259	336	
TOTAL FOR FEFP						376	376	376	1271	1647	
FOOD SERVICE											
TRANSPORTATION											

THOSE COSTS REPORTED IN THE COLUMN TITLED -SCHOOL INDIRECT- ARE DERIVED FROM TWO SOURCES: A) EXPENDITURES RECORDED BY SCHOOL AND B) SCHOOL LEVEL EXPENDITURES CENTRALLY RECORDED. FUNCTIONALLY DISTRIBUTED, THESE COSTS ARE AS REPORTED BELOW.

6100 PUPIL PERSONNEL	6400 INSTR STAFF TRAINING	7700 CENTRAL SERVICES
6200 INSTRUCTIONAL MEDIA	7300 SCHOOL ADMINISTRATION	7900 OPERATION OF PLANT
6300 INSTR & CURR DEVLPMNT	7400 FACILITIES ACQ-CONSTR	8100 MAINTENANCE OF PLANT
		8200 ADMIN. TECH. SERVICES
		6500 INSTR. TECH. SERVICES

FUND- 8
 SCHL- 9814 ADOLESCENT SUBSTANCE ABUSE PRG

----- PROGRAM -----		----- DIRECT -----							SCHOOL	SCHOOL	DISTRICT	TOTAL
CATEGORY	NBR	SALARIES	BENEFITS	PURCHASED SERVICES	MATERIAL SUPPLIES	OTHER EXPENSES	CAPITAL OUTLAY	TOTAL DIRECT	INDIRECT	COST	INDIRECT	TOTAL
4-8 BASIC	102						50	50		50	169	219
9-12 BASIC	103						272	272		272	920	1193
BASIC							323	323		323	1090	1413
4-8 BASIC W/ESE	112						27	27		27	93	121
9-12 BASIC W/ES	113						70	70		70	238	309
ESE							98	98		98	332	430
VOCATIONAL,6-12	300						9	9		9	32	42
VOCATIONAL PGM							9	9		9	32	42
TOTAL FOR FEFP							431	431		431	1455	1886

FOOD SERVICE
 TRANSPORTATION

THOSE COSTS REPORTED IN THE COLUMN TITLED -SCHOOL INDIRECT- ARE DERIVED FROM TWO SOURCES: A) EXPENDITURES RECORDED BY SCHOOL AND B) SCHOOL LEVEL EXPENDITURES CENTRALLY RECORDED. FUNCTIONALLY DISTRIBUTED, THESE COSTS ARE AS REPORTED BELOW.

- | | | |
|----------------------------|----------------------------|----------------------------|
| 6100 PUPIL PERSONNEL | 6400 INSTR STAFF TRAINING | 7700 CENTRAL SERVICES |
| 6200 INSTRUCTIONAL MEDIA | 7300 SCHOOL ADMINISTRATION | 7900 OPERATION OF PLANT |
| 6300 INSTR & CURR DEVLPMNT | 7400 FACILITIES ACQ-CONSTR | 8100 MAINTENANCE OF PLANT |
| | | 8200 ADMIN. TECH. SERVICES |
| | | 6500 INSTR. TECH. SERVICES |

FUND- 8
 SCHL- 9817 MILTON GIRLS JUVENILE RESIDENT

----- PROGRAM -----		----- DIRECT -----							SCHOOL	SCHOOL	DISTRICT	TOTAL
CATEGORY	NBR	SALARIES	BENEFITS	PURCHASED SERVICES	MATERIAL SUPPLIES	OTHER EXPENSES	CAPITAL OUTLAY	TOTAL DIRECT	INDIRECT	COST	INDIRECT	TOTAL
4-8 BASIC	102						68	68		68	232	301
9-12 BASIC	103						249	249		249	842	1092
BASIC							318	318		318	1074	1393
4-8 BASIC W/ESE	112						58	58		58	198	257
9-12 BASIC W/ES	113						138	138		138	465	603
ESE							196	196		196	664	861
VOCATIONAL,6-12	300						16	16		16	56	73
VOCATIONAL PGM							16	16		16	56	73
TOTAL FOR FEFP							532	532		532	1796	2328

FOOD SERVICE
 TRANSPORTATION

THOSE COSTS REPORTED IN THE COLUMN TITLED -SCHOOL INDIRECT- ARE DERIVED FROM TWO SOURCES: A) EXPENDITURES RECORDED BY SCHOOL AND B) SCHOOL LEVEL EXPENDITURES CENTRALLY RECORDED. FUNCTIONALLY DISTRIBUTED, THESE COSTS ARE AS REPORTED BELOW.

- | | | |
|----------------------------|----------------------------|----------------------------|
| 6100 PUPIL PERSONNEL | 6400 INSTR STAFF TRAINING | 7700 CENTRAL SERVICES |
| 6200 INSTRUCTIONAL MEDIA | 7300 SCHOOL ADMINISTRATION | 7900 OPERATION OF PLANT |
| 6300 INSTR & CURR DEVLPMNT | 7400 FACILITIES ACQ-CONSTR | 8100 MAINTENANCE OF PLANT |
| | | 8200 ADMIN. TECH. SERVICES |
| | | 6500 INSTR. TECH. SERVICES |

FUND- 8
 SCHL- 9818 N. W. FLORIDA BALLET ACADEMIE

----- PROGRAM -----		----- DIRECT -----					TOTAL	SCHOOL	SCHOOL	DISTRICT	TOTAL	
CATEGORY	NBR	SALARIES	BENEFITS	PURCHASED SERVICES	MATERIAL SUPPLIES	OTHER EXPENSES	CAPITAL OUTLAY	DIRECT	INDIRECT	COST	INDIRECT	TOTAL
K-3 BASIC	101						224	224		224	757	981
4-8 BASIC	102						446	446		446	1506	1952
BASIC							670	670		670	2263	2934
PK-3 BASIC W/ES 111							5	5		5	19	25
4-8 BASIC W/ESE 112							7	7		7	24	32
ESE							13	13		13	44	57
TOTAL FOR FEFP							683	683		683	2307	2991
FOOD SERVICE												
TRANSPORTATION												

THOSE COSTS REPORTED IN THE COLUMN TITLED -SCHOOL INDIRECT- ARE DERIVED FROM TWO SOURCES: A) EXPENDITURES RECORDED BY SCHOOL AND B) SCHOOL LEVEL EXPENDITURES CENTRALLY RECORDED. FUNCTIONALLY DISTRIBUTED, THESE COSTS ARE AS REPORTED BELOW.

- | | | |
|----------------------------|----------------------------|----------------------------|
| 6100 PUPIL PERSONNEL | 6400 INSTR STAFF TRAINING | 7700 CENTRAL SERVICES |
| 6200 INSTRUCTIONAL MEDIA | 7300 SCHOOL ADMINISTRATION | 7900 OPERATION OF PLANT |
| 6300 INSTR & CURR DEVLPMNT | 7400 FACILITIES ACQ-CONSTR | 8100 MAINTENANCE OF PLANT |
| | | 8200 ADMIN. TECH. SERVICES |
| | | 6500 INSTR. TECH. SERVICES |

FUND- 8
 SCHL- 9819 TEACHING ADJUDICATED YOUTH FAC

----- PROGRAM -----		----- DIRECT -----							SCHOOL	SCHOOL	DISTRICT	TOTAL
CATEGORY	NBR	SALARIES	BENEFITS	PURCHASED SERVICES	MATERIAL SUPPLIES	OTHER EXPENSES	CAPITAL OUTLAY	TOTAL DIRECT	INDIRECT	COST	INDIRECT	TOTAL
9-12 BASIC	103						68	68		68	232	301
BASIC							68	68		68	232	301
9-12 BASIC W/ES	113						29	29		29	100	130
ESE							29	29		29	100	130
TOTAL FOR FEFP							98	98		98	333	431
FOOD SERVICE												
TRANSPORTATION												

THOSE COSTS REPORTED IN THE COLUMN TITLED -SCHOOL INDIRECT- ARE DERIVED FROM TWO SOURCES: A) EXPENDITURES RECORDED BY SCHOOL AND B) SCHOOL LEVEL EXPENDITURES CENTRALLY RECORDED. FUNCTIONALLY DISTRIBUTED, THESE COSTS ARE AS REPORTED BELOW.

6100 PUPIL PERSONNEL	6400 INSTR STAFF TRAINING	7700 CENTRAL SERVICES
6200 INSTRUCTIONAL MEDIA	7300 SCHOOL ADMINISTRATION	7900 OPERATION OF PLANT
6300 INSTR & CURR DEVLPMNT	7400 FACILITIES ACQ-CONSTR	8100 MAINTENANCE OF PLANT
		8200 ADMIN. TECH. SERVICES
		6500 INSTR. TECH. SERVICES

FUND- 8
 SCHL- 9820 OKALOOSA BLENDED SCHOOLS

----- PROGRAM -----		----- DIRECT -----							SCHOOL	SCHOOL	DISTRICT	TOTAL
CATEGORY	NBR	SALARIES	BENEFITS	PURCHASED SERVICES	MATERIAL SUPPLIES	OTHER EXPENSES	CAPITAL OUTLAY	TOTAL DIRECT	INDIRECT	COST	INDIRECT	TOTAL
K-3 BASIC	101						75	75		75	256	332
4-8 BASIC	102						54	54		54	185	239
BASIC							130	130		130	441	571
4-8 BASIC W/ESE	112										3	4
ESE											3	4
TOTAL FOR FEFP							131	131		131	444	576
FOOD SERVICE												
TRANSPORTATION												

THOSE COSTS REPORTED IN THE COLUMN TITLED -SCHOOL INDIRECT- ARE DERIVED FROM TWO SOURCES: A) EXPENDITURES RECORDED BY SCHOOL AND B) SCHOOL LEVEL EXPENDITURES CENTRALLY RECORDED. FUNCTIONALLY DISTRIBUTED, THESE COSTS ARE AS REPORTED BELOW.

- | | | |
|----------------------------|----------------------------|----------------------------|
| 6100 PUPIL PERSONNEL | 6400 INSTR STAFF TRAINING | 7700 CENTRAL SERVICES |
| 6200 INSTRUCTIONAL MEDIA | 7300 SCHOOL ADMINISTRATION | 7900 OPERATION OF PLANT |
| 6300 INSTR & CURR DEVLPMNT | 7400 FACILITIES ACQ-CONSTR | 8100 MAINTENANCE OF PLANT |
| | | 8200 ADMIN. TECH. SERVICES |
| | | 6500 INSTR. TECH. SERVICES |

School District of Okaloosa County




EXHIBIT K-14

Schedule 3, School Program Cost Report

ARRA - Education Jobs Funds

For the Fiscal Year Ended June 30, 2011

Revised February 14, 2012

FUND- 9
 SCHL- 0031 EDWINS ELEMENTARY SCHOOL

PROGRAM CATEGORY	NBR	----- DIRECT -----						TOTAL DIRECT	SCHOOL INDIRECT	SCHOOL COST	DISTRICT INDIRECT	TOTAL
		SALARIES	BENEFITS	PURCHASED SERVICES	MATERIAL SUPPLIES	OTHER EXPENSES	CAPITAL OUTLAY					
K-3 BASIC	101	29273	14277				43551		43551		43551	
4-8 BASIC	102	19115	4448				23564		23564		23564	
BASIC		48389	18726				67115		67115		67115	
ESOL	130	6533	1385				7918		7918		7918	
ESOL		6533	1385				7918		7918		7918	
PK-3 BASIC W/ES	111	15414	4035				19449		19449		19449	
4-8 BASIC W/ESE	112	5121	1224				6345		6345		6345	
ESE LEVEL 4	254	86	333				419		419		419	
ESE		20622	5592				26215		26215		26215	
TOTAL FOR FEFP		75544	25703				101248		101248		101248	

FOOD SERVICE
 TRANSPORTATION

THOSE COSTS REPORTED IN THE COLUMN TITLED -SCHOOL INDIRECT- ARE DERIVED FROM TWO SOURCES: A) EXPENDITURES RECORDED BY SCHOOL AND B) SCHOOL LEVEL EXPENDITURES CENTRALLY RECORDED. FUNCTIONALLY DISTRIBUTED, THESE COSTS ARE AS REPORTED BELOW.

- | | | |
|----------------------------|----------------------------|----------------------------|
| 6100 PUPIL PERSONNEL | 6400 INSTR STAFF TRAINING | 7700 CENTRAL SERVICES |
| 6200 INSTRUCTIONAL MEDIA | 7300 SCHOOL ADMINISTRATION | 7900 OPERATION OF PLANT |
| 6300 INSTR & CURR DEVLPMNT | 7400 FACILITIES ACQ-CONSTR | 8100 MAINTENANCE OF PLANT |
| | | 8200 ADMIN. TECH. SERVICES |
| | | 6500 INSTR. TECH. SERVICES |

FUND- 9
 SCHL- 0041 BAKER SCHOOL

PROGRAM CATEGORY	NBR	DIRECT						TOTAL DIRECT	SCHOOL INDIRECT	SCHOOL COST	DISTRICT INDIRECT	TOTAL
		SALARIES	BENEFITS	PURCHASED SERVICES	MATERIAL SUPPLIES	OTHER EXPENSES	CAPITAL OUTLAY					
K-3 BASIC	101	70322	13868					84190		84190		84190
4-8 BASIC	102	89343	18973					108317		108317		108317
9-12 BASIC	103	6505	13332					19837		19837		19837
BASIC		166171	46174					212345		212345		212345
ESOL	130	197	61					259		259		259
ESOL		197	61					259		259		259
PK-3 BASIC W/ES	111	17767	4856					22623		22623		22623
4-8 BASIC W/ESE	112	18901	3988					22890		22890		22890
9-12 BASIC W/ES	113	445	3436					3881		3881		3881
ESE LEVEL 4	254	37	290					328		328		328
ESE LEVEL 5	255	8	64					72		72		72
ESE		37160	12636					49796		49796		49796
VOCATIONAL,6-12	300	215	1664					1879		1879		1879
VOCATIONAL PGM		215	1664					1879		1879		1879
TOTAL FOR FEFP		203744	60535					264280		264280		264280

FOOD SERVICE
 TRANSPORTATION

THOSE COSTS REPORTED IN THE COLUMN TITLED -SCHOOL INDIRECT- ARE DERIVED FROM TWO SOURCES: A) EXPENDITURES RECORDED BY SCHOOL AND B) SCHOOL LEVEL EXPENDITURES CENTRALLY RECORDED. FUNCTIONALLY DISTRIBUTED, THESE COSTS ARE AS REPORTED BELOW.

- | | | |
|----------------------------|----------------------------|----------------------------|
| 6100 PUPIL PERSONNEL | 6400 INSTR STAFF TRAINING | 7700 CENTRAL SERVICES |
| 6200 INSTRUCTIONAL MEDIA | 7300 SCHOOL ADMINISTRATION | 7900 OPERATION OF PLANT |
| 6300 INSTR & CURR DEVLPMNT | 7400 FACILITIES ACQ-CONSTR | 8100 MAINTENANCE OF PLANT |
| | | 8200 ADMIN. TECH. SERVICES |
| | | 6500 INSTR. TECH. SERVICES |

FUND- 9
 SCHL- 0051 BOB SIKES ELEMENTARY SCHOOL

PROGRAM CATEGORY	NBR	DIRECT					TOTAL DIRECT	SCHOOL INDIRECT	SCHOOL COST	DISTRICT INDIRECT	TOTAL
		SALARIES	BENEFITS	PURCHASED SERVICES	MATERIAL SUPPLIES	OTHER EXPENSES					
K-3 BASIC	101	101400	24020				125421	125421		125421	
4-8 BASIC	102	1303	7914				9217	9217		9217	
BASIC		102703	31935				134639	134639		134639	
ESOL	130	29	178				207	207		207	
ESOL		29	178				207	207		207	
PK-3 BASIC W/ES	111	13862	4560				18423	18423		18423	
4-8 BASIC W/ESE	112	476	2894				3371	3371		3371	
ESE LEVEL 4	254	29	179				209	209		209	
ESE		14368	7634				22003	22003		22003	
TOTAL FOR FEFP		117101	39747				156849	156849		156849	

FOOD SERVICE
 TRANSPORTATION

THOSE COSTS REPORTED IN THE COLUMN TITLED -SCHOOL INDIRECT- ARE DERIVED FROM TWO SOURCES: A) EXPENDITURES RECORDED BY SCHOOL AND B) SCHOOL LEVEL EXPENDITURES CENTRALLY RECORDED. FUNCTIONALLY DISTRIBUTED, THESE COSTS ARE AS REPORTED BELOW.

- | | | |
|----------------------------|----------------------------|----------------------------|
| 6100 PUPIL PERSONNEL | 6400 INSTR STAFF TRAINING | 7700 CENTRAL SERVICES |
| 6200 INSTRUCTIONAL MEDIA | 7300 SCHOOL ADMINISTRATION | 7900 OPERATION OF PLANT |
| 6300 INSTR & CURR DEVLPMNT | 7400 FACILITIES ACQ-CONSTR | 8100 MAINTENANCE OF PLANT |
| | | 8200 ADMIN. TECH. SERVICES |
| | | 6500 INSTR. TECH. SERVICES |

FUND- 9
 SCHL- 0082 MEIGS MIDDLE SCHOOL

PROGRAM CATEGORY	NBR	DIRECT				TOTAL DIRECT	SCHOOL INDIRECT	SCHOOL COST	DISTRICT INDIRECT	TOTAL
		SALARIES	BENEFITS	PURCHASED SERVICES	MATERIAL SUPPLIES					
4-8 BASIC	102	69628	17206			86835				86835
BASIC		69628	17206			86835				86835
ESOL	130	1340	208			1548				1548
ESOL		1340	208			1548				1548
4-8 BASIC W/ESE	112	16715	4110			20825				20825
ESE LEVEL 4	254	11	373			384				384
ESE		16726	4484			21210				21210
TOTAL FOR FEFP		87694	21898			109593				109593

FOOD SERVICE
 TRANSPORTATION

THOSE COSTS REPORTED IN THE COLUMN TITLED -SCHOOL INDIRECT- ARE DERIVED FROM TWO SOURCES: A) EXPENDITURES RECORDED BY SCHOOL AND B) SCHOOL LEVEL EXPENDITURES CENTRALLY RECORDED. FUNCTIONALLY DISTRIBUTED, THESE COSTS ARE AS REPORTED BELOW.

- | | | |
|----------------------------|----------------------------|----------------------------|
| 6100 PUPIL PERSONNEL | 6400 INSTR STAFF TRAINING | 7700 CENTRAL SERVICES |
| 6200 INSTRUCTIONAL MEDIA | 7300 SCHOOL ADMINISTRATION | 7900 OPERATION OF PLANT |
| 6300 INSTR & CURR DEVLPMNT | 7400 FACILITIES ACQ-CONSTR | 8100 MAINTENANCE OF PLANT |
| | | 8200 ADMIN. TECH. SERVICES |
| | | 6500 INSTR. TECH. SERVICES |

FUND- 9
 SCHL- 0092 SHOAL RIVER MIDDLE SCHOOL

PROGRAM CATEGORY	NBR	DIRECT				TOTAL DIRECT	SCHOOL INDIRECT	SCHOOL COST	DISTRICT INDIRECT	TOTAL
		SALARIES	BENEFITS	PURCHASED SERVICES	MATERIAL SUPPLIES					
4-8 BASIC	102	49870	28219			78089	16881	94971		94971
BASIC		49870	28219			78089	16881	94971		94971
ESOL	130	1280	166			1447	99	1547		1547
ESOL		1280	166			1447	99	1547		1547
4-8 BASIC W/ESE	112	67306	9788			77095	5855	82951		82951
ESE LEVEL 5	255	3	177			180	106	286		286
ESE		67309	9966			77275	5962	83237		83237
TOTAL FOR FEFP		118460	38351			156812	22942	179755		179755

FOOD SERVICE
 TRANSPORTATION

THOSE COSTS REPORTED IN THE COLUMN TITLED -SCHOOL INDIRECT- ARE DERIVED FROM TWO SOURCES: A) EXPENDITURES RECORDED BY SCHOOL AND B) SCHOOL LEVEL EXPENDITURES CENTRALLY RECORDED. FUNCTIONALLY DISTRIBUTED, THESE COSTS ARE AS REPORTED BELOW.

6100 PUPIL PERSONNEL	6400 INSTR STAFF TRAINING	7700 CENTRAL SERVICES
6200 INSTRUCTIONAL MEDIA	7300 SCHOOL ADMINISTRATION	7900 OPERATION OF PLANT
6300 INSTR & CURR DEVLPMNT	7400 FACILITIES ACQ-CONSTR	8100 MAINTENANCE OF PLANT
		8200 ADMIN. TECH. SERVICES
		6500 INSTR. TECH. SERVICES

FUND- 9
 SCHL- 0121 RUCKEL MIDDLE SCHOOL

PROGRAM CATEGORY	NBR	DIRECT					TOTAL DIRECT	SCHOOL INDIRECT	SCHOOL COST	DISTRICT INDIRECT	TOTAL
		SALARIES	BENEFITS	PURCHASED SERVICES	MATERIAL SUPPLIES	OTHER EXPENSES					
4-8 BASIC	102	67596	25095				92691	8836	101528		101528
BASIC		67596	25095				92691	8836	101528		101528
ESOL	130	796	55				852	19	871		871
ESOL		796	55				852	19	871		871
4-8 BASIC W/ESE	112	42653	7459				50113	2626	52740		52740
ESE LEVEL 4	254	25943	405				26348	142	26490		26490
ESE LEVEL 5	255	5195	173				5368	60	5429		5429
ESE		73792	8038				81830	2830	84660		84660
TOTAL FOR FEFP		142184	33188				175373	11686	187060		187060

FOOD SERVICE
 TRANSPORTATION

THOSE COSTS REPORTED IN THE COLUMN TITLED -SCHOOL INDIRECT- ARE DERIVED FROM TWO SOURCES: A) EXPENDITURES RECORDED BY SCHOOL AND B) SCHOOL LEVEL EXPENDITURES CENTRALLY RECORDED. FUNCTIONALLY DISTRIBUTED, THESE COSTS ARE AS REPORTED BELOW.

6100 PUPIL PERSONNEL		6400 INSTR STAFF TRAINING	7700 CENTRAL SERVICES
6200 INSTRUCTIONAL MEDIA	11686	7300 SCHOOL ADMINISTRATION	7900 OPERATION OF PLANT
6300 INSTR & CURR DEVLPMNT		7400 FACILITIES ACQ-CONSTR	8100 MAINTENANCE OF PLANT
			8200 ADMIN. TECH. SERVICES
			6500 INSTR. TECH. SERVICES

FUND- 9
 SCHL- 0131 DESTIN ELEMENTARY

PROGRAM CATEGORY	NBR	DIRECT						TOTAL DIRECT	SCHOOL INDIRECT	SCHOOL COST	DISTRICT INDIRECT	TOTAL
		SALARIES	BENEFITS	PURCHASED SERVICES	MATERIAL SUPPLIES	OTHER EXPENSES	CAPITAL OUTLAY					
K-3 BASIC	101	80934	27766				108701		108701		108701	
4-8 BASIC	102	27922	8342				36264		36264		36264	
BASIC		108856	36109				144965		144965		144965	
ESOL	130	5776	2008				7785		7785		7785	
ESOL		5776	2008				7785		7785		7785	
PK-3 BASIC W/ES	111	2337	7204				9541		9541		9541	
4-8 BASIC W/ESE	112	10508	2554				13062		13062		13062	
ESE LEVEL 4	254	17	215				233		233		233	
ESE		12863	9974				22838		22838		22838	
TOTAL FOR FEFP		127496	48091				175588		175588		175588	

FOOD SERVICE
 TRANSPORTATION

THOSE COSTS REPORTED IN THE COLUMN TITLED -SCHOOL INDIRECT- ARE DERIVED FROM TWO SOURCES: A) EXPENDITURES RECORDED BY SCHOOL AND B) SCHOOL LEVEL EXPENDITURES CENTRALLY RECORDED. FUNCTIONALLY DISTRIBUTED, THESE COSTS ARE AS REPORTED BELOW.

- | | | |
|----------------------------|----------------------------|----------------------------|
| 6100 PUPIL PERSONNEL | 6400 INSTR STAFF TRAINING | 7700 CENTRAL SERVICES |
| 6200 INSTRUCTIONAL MEDIA | 7300 SCHOOL ADMINISTRATION | 7900 OPERATION OF PLANT |
| 6300 INSTR & CURR DEVLPMNT | 7400 FACILITIES ACQ-CONSTR | 8100 MAINTENANCE OF PLANT |
| | | 8200 ADMIN. TECH. SERVICES |
| | | 6500 INSTR. TECH. SERVICES |

FUND- 9
 SCHL- 0151 EDGE ELEMENTARY

PROGRAM CATEGORY	NBR	DIRECT						TOTAL DIRECT	SCHOOL INDIRECT	SCHOOL COST	DISTRICT INDIRECT	TOTAL
		SALARIES	BENEFITS	PURCHASED SERVICES	MATERIAL SUPPLIES	OTHER EXPENSES	CAPITAL OUTLAY					
K-3 BASIC	101	11156	14678				25835		25835		25835	
4-8 BASIC	102	46148	4152				50301		50301		50301	
BASIC		57305	18831				76136		76136		76136	
ESOL	130	203	224				428		428		428	
ESOL		203	224				428		428		428	
PK-3 BASIC W/ES 111		387	2611				2999		2999		2999	
4-8 BASIC W/ESE 112		17609	2804				20413		20413		20413	
ESE		17997	5415				23413		23413		23413	
TOTAL FOR FEFP		75505	24471				99977		99977		99977	

FOOD SERVICE
 TRANSPORTATION

THOSE COSTS REPORTED IN THE COLUMN TITLED -SCHOOL INDIRECT- ARE DERIVED FROM TWO SOURCES: A) EXPENDITURES RECORDED BY SCHOOL AND B) SCHOOL LEVEL EXPENDITURES CENTRALLY RECORDED. FUNCTIONALLY DISTRIBUTED, THESE COSTS ARE AS REPORTED BELOW.

- | | | |
|----------------------------|----------------------------|----------------------------|
| 6100 PUPIL PERSONNEL | 6400 INSTR STAFF TRAINING | 7700 CENTRAL SERVICES |
| 6200 INSTRUCTIONAL MEDIA | 7300 SCHOOL ADMINISTRATION | 7900 OPERATION OF PLANT |
| 6300 INSTR & CURR DEVLPMNT | 7400 FACILITIES ACQ-CONSTR | 8100 MAINTENANCE OF PLANT |
| | | 8200 ADMIN. TECH. SERVICES |
| | | 6500 INSTR. TECH. SERVICES |

FUND- 9
 SCHL- 0161 EGLIN ELEMENTARY

PROGRAM CATEGORY	NBR	DIRECT						TOTAL DIRECT	SCHOOL INDIRECT	SCHOOL COST	DISTRICT INDIRECT	TOTAL
		SALARIES	BENEFITS	PURCHASED SERVICES	MATERIAL SUPPLIES	OTHER EXPENSES	CAPITAL OUTLAY					
K-3 BASIC	101	53932	9635				63567		63567		63567	
4-8 BASIC	102	232	961				1193		1193		1193	
BASIC		54164	10596				64760		64760		64760	
ESOL	130	37	153				190		190		190	
ESOL		37	153				190		190		190	
PK-3 BASIC W/ES	111	14781	2055				16837		16837		16837	
4-8 BASIC W/ESE	112	94	391				486		486		486	
ESE		14876	2447				17323		17323		17323	
TOTAL FOR FEFP		69077	13196				82274		82274		82274	

FOOD SERVICE
 TRANSPORTATION

THOSE COSTS REPORTED IN THE COLUMN TITLED -SCHOOL INDIRECT- ARE DERIVED FROM TWO SOURCES: A) EXPENDITURES RECORDED BY SCHOOL AND B) SCHOOL LEVEL EXPENDITURES CENTRALLY RECORDED. FUNCTIONALLY DISTRIBUTED, THESE COSTS ARE AS REPORTED BELOW.

6100 PUPIL PERSONNEL	6400 INSTR STAFF TRAINING	7700 CENTRAL SERVICES
6200 INSTRUCTIONAL MEDIA	7300 SCHOOL ADMINISTRATION	7900 OPERATION OF PLANT
6300 INSTR & CURR DEVLPMNT	7400 FACILITIES ACQ-CONSTR	8100 MAINTENANCE OF PLANT
		8200 ADMIN. TECH. SERVICES
		6500 INSTR. TECH. SERVICES

FUND- 9
 SCHL- 0201 LAUREL HILL SCHOOL

PROGRAM CATEGORY	NBR	DIRECT						TOTAL DIRECT	SCHOOL INDIRECT	SCHOOL COST	DISTRICT INDIRECT	TOTAL
		SALARIES	BENEFITS	PURCHASED SERVICES	MATERIAL SUPPLIES	OTHER EXPENSES	CAPITAL OUTLAY					
K-3 BASIC	101	10226	4033				14259		14259		14259	
4-8 BASIC	102	23120	5876				28997		28997		28997	
9-12 BASIC	103	22323	3012				25335		25335		25335	
BASIC		55670	12922				68592		68592		68592	
ESOL	130	182	48				231		231		231	
ESOL		182	48				231		231		231	
PK-3 BASIC W/ES	111	6748	893				7642		7642		7642	
4-8 BASIC W/ESE	112	5187	1180				6368		6368		6368	
9-12 BASIC W/ES	113	5949	1039				6989		6989		6989	
ESE		17886	3113				20999		20999		20999	
VOCATIONAL,6-12	300	1544	2277				3822		3822		3822	
VOCATIONAL PGM		1544	2277				3822		3822		3822	
TOTAL FOR FEFP		75283	18361				93645		93645		93645	
FOOD SERVICE												
TRANSPORTATION												

THOSE COSTS REPORTED IN THE COLUMN TITLED -SCHOOL INDIRECT- ARE DERIVED FROM TWO SOURCES: A) EXPENDITURES RECORDED BY SCHOOL AND B) SCHOOL LEVEL EXPENDITURES CENTRALLY RECORDED. FUNCTIONALLY DISTRIBUTED, THESE COSTS ARE AS REPORTED BELOW.

6100 PUPIL PERSONNEL	6400 INSTR STAFF TRAINING	7700 CENTRAL SERVICES
6200 INSTRUCTIONAL MEDIA	7300 SCHOOL ADMINISTRATION	7900 OPERATION OF PLANT
6300 INSTR & CURR DEVLPMNT	7400 FACILITIES ACQ-CONSTR	8100 MAINTENANCE OF PLANT
		8200 ADMIN. TECH. SERVICES
		6500 INSTR. TECH. SERVICES

FUND- 9
 SCHL- 0211 NICEVILLE SENIOR HIGH SCHOOL

PROGRAM CATEGORY	NBR	DIRECT				TOTAL DIRECT	SCHOOL INDIRECT	SCHOOL COST	DISTRICT INDIRECT	TOTAL
		SALARIES	BENEFITS	PURCHASED SERVICES	MATERIAL SUPPLIES					
9-12 BASIC	103	269559	68159			337718	34654	372373		372373
BASIC		269559	68159			337718	34654	372373		372373
ESOL	130	271	74			345	37	383		383
ESOL		271	74			345	37	383		383
9-12 BASIC W/ES	113	54244	18824			73068	9571	82640		82640
ESE LEVEL 5	255	1	459			460	233	694		694
ESE		54246	19283			73529	9804	83334		83334
VOCATIONAL,6-12	300	29	7042			7072	3580	10653		10653
VOCATIONAL PGM		29	7042			7072	3580	10653		10653
TOTAL FOR FEFP		324106	94559			418666	48077	466744		466744

FOOD SERVICE
 TRANSPORTATION

THOSE COSTS REPORTED IN THE COLUMN TITLED -SCHOOL INDIRECT- ARE DERIVED FROM TWO SOURCES: A) EXPENDITURES RECORDED BY SCHOOL AND B) SCHOOL LEVEL EXPENDITURES CENTRALLY RECORDED. FUNCTIONALLY DISTRIBUTED, THESE COSTS ARE AS REPORTED BELOW.

6100 PUPIL PERSONNEL		6400 INSTR STAFF TRAINING		7700 CENTRAL SERVICES
6200 INSTRUCTIONAL MEDIA	11651	7300 SCHOOL ADMINISTRATION	36425	7900 OPERATION OF PLANT
6300 INSTR & CURR DEVLPMNT		7400 FACILITIES ACQ-CONSTR		8100 MAINTENANCE OF PLANT
				8200 ADMIN. TECH. SERVICES
				6500 INSTR. TECH. SERVICES

FUND- 9
 SCHL- 0222 NORTHWOOD ELEMENTARY

PROGRAM CATEGORY	NBR	----- DIRECT -----						TOTAL DIRECT	SCHOOL INDIRECT	SCHOOL COST	DISTRICT INDIRECT	TOTAL
		SALARIES	BENEFITS	PURCHASED SERVICES	MATERIAL SUPPLIES	OTHER EXPENSES	CAPITAL OUTLAY					
K-3 BASIC	101	60461	18756				79218		79218		79218	
4-8 BASIC	102	49977	8036				58013		58013		58013	
BASIC		110439	26792				137231		137231		137231	
ESOL	130	60	312				373		373		373	
ESOL		60	312				373		373		373	
PK-3 BASIC W/ES	111	613	3164				3777		3777		3777	
4-8 BASIC W/ESE	112	3501	2150				5651		5651		5651	
ESE LEVEL 4	254	321	1654				1975		1975		1975	
ESE		4436	6968				11404		11404		11404	
TOTAL FOR FEFP		114935	34073				149009		149009		149009	

FOOD SERVICE
 TRANSPORTATION

THOSE COSTS REPORTED IN THE COLUMN TITLED -SCHOOL INDIRECT- ARE DERIVED FROM TWO SOURCES: A) EXPENDITURES RECORDED BY SCHOOL AND B) SCHOOL LEVEL EXPENDITURES CENTRALLY RECORDED. FUNCTIONALLY DISTRIBUTED, THESE COSTS ARE AS REPORTED BELOW.

- | | | |
|----------------------------|----------------------------|----------------------------|
| 6100 PUPIL PERSONNEL | 6400 INSTR STAFF TRAINING | 7700 CENTRAL SERVICES |
| 6200 INSTRUCTIONAL MEDIA | 7300 SCHOOL ADMINISTRATION | 7900 OPERATION OF PLANT |
| 6300 INSTR & CURR DEVLPMNT | 7400 FACILITIES ACQ-CONSTR | 8100 MAINTENANCE OF PLANT |
| | | 8200 ADMIN. TECH. SERVICES |
| | | 6500 INSTR. TECH. SERVICES |

FUND- 9
 SCHL- 0241 SILVER SANDS SCHOOL

----- PROGRAM -----		----- DIRECT -----										
CATEGORY	NBR	SALARIES	BENEFITS	PURCHASED SERVICES	MATERIAL SUPPLIES	OTHER EXPENSES	CAPITAL OUTLAY	TOTAL DIRECT	SCHOOL INDIRECT	SCHOOL COST	DISTRICT INDIRECT	TOTAL
4-8 BASIC W/ESE	112	1	48					50		50		50
ESE LEVEL 4	254	54786	10799					65586		65586		65586
ESE LEVEL 5	255	20236	6267					26504		26504		26504
ESE		75024	17115					92140		92140		92140
TOTAL FOR FEFP		75024	17115					92140		92140		92140

FOOD SERVICE
 TRANSPORTATION

THOSE COSTS REPORTED IN THE COLUMN TITLED -SCHOOL INDIRECT- ARE DERIVED FROM TWO SOURCES: A) EXPENDITURES RECORDED BY SCHOOL AND B) SCHOOL LEVEL EXPENDITURES CENTRALLY RECORDED. FUNCTIONALLY DISTRIBUTED, THESE COSTS ARE AS REPORTED BELOW.

- | | | |
|----------------------------|----------------------------|----------------------------|
| 6100 PUPIL PERSONNEL | 6400 INSTR STAFF TRAINING | 7700 CENTRAL SERVICES |
| 6200 INSTRUCTIONAL MEDIA | 7300 SCHOOL ADMINISTRATION | 7900 OPERATION OF PLANT |
| 6300 INSTR & CURR DEVLPMNT | 7400 FACILITIES ACQ-CONSTR | 8100 MAINTENANCE OF PLANT |
| | | 8200 ADMIN. TECH. SERVICES |
| | | 6500 INSTR. TECH. SERVICES |

FUND- 9
 SCHL- 0251 RIVERSIDE ELEMENTARY

PROGRAM CATEGORY	NBR	----- DIRECT -----						TOTAL DIRECT	SCHOOL INDIRECT	SCHOOL COST	DISTRICT INDIRECT	TOTAL
		SALARIES	BENEFITS	PURCHASED SERVICES	MATERIAL SUPPLIES	OTHER EXPENSES	CAPITAL OUTLAY					
K-3 BASIC	101	39375	18040				57416		57416		57416	
4-8 BASIC	102	47310	6506				53817		53817		53817	
BASIC		86686	24547				111233		111233		111233	
ESOL	130	754	722				1477		1477		1477	
ESOL		754	722				1477		1477		1477	
PK-3 BASIC W/ES	111	2654	4047				6701		6701		6701	
4-8 BASIC W/ESE	112	4739	1391				6130		6130		6130	
ESE LEVEL 4	254	3	458				461		461		461	
ESE		7397	5896				13294		13294		13294	
TOTAL FOR FEFP		94838	31165				126004		126004		126004	

FOOD SERVICE
 TRANSPORTATION

THOSE COSTS REPORTED IN THE COLUMN TITLED -SCHOOL INDIRECT- ARE DERIVED FROM TWO SOURCES: A) EXPENDITURES RECORDED BY SCHOOL AND B) SCHOOL LEVEL EXPENDITURES CENTRALLY RECORDED. FUNCTIONALLY DISTRIBUTED, THESE COSTS ARE AS REPORTED BELOW.

- | | | |
|----------------------------|----------------------------|----------------------------|
| 6100 PUPIL PERSONNEL | 6400 INSTR STAFF TRAINING | 7700 CENTRAL SERVICES |
| 6200 INSTRUCTIONAL MEDIA | 7300 SCHOOL ADMINISTRATION | 7900 OPERATION OF PLANT |
| 6300 INSTR & CURR DEVLPMNT | 7400 FACILITIES ACQ-CONSTR | 8100 MAINTENANCE OF PLANT |
| | | 8200 ADMIN. TECH. SERVICES |
| | | 6500 INSTR. TECH. SERVICES |

FUND- 9
 SCHL- 0271 PRYOR MIDDLE SCHOOL

PROGRAM CATEGORY	NBR	DIRECT						TOTAL DIRECT	SCHOOL INDIRECT	SCHOOL COST	DISTRICT INDIRECT	TOTAL
		SALARIES	BENEFITS	PURCHASED SERVICES	MATERIAL SUPPLIES	OTHER EXPENSES	CAPITAL OUTLAY					
4-8 BASIC	102	9918	14309				24228	24476	48704		48704	
BASIC		9918	14309				24228	24476	48704		48704	
ESOL	130	225	477				702	816	1519		1519	
ESOL		225	477				702	816	1519		1519	
4-8 BASIC W/ESE	112	41289	4223				45512	7224	52737		52737	
ESE LEVEL 4	254	9011	122				9133	208	9342		9342	
ESE		50300	4345				54646	7433	62079		62079	
TOTAL FOR FEFP		60443	19132				79576	32726	112303		112303	

FOOD SERVICE
 TRANSPORTATION

THOSE COSTS REPORTED IN THE COLUMN TITLED -SCHOOL INDIRECT- ARE DERIVED FROM TWO SOURCES: A) EXPENDITURES RECORDED BY SCHOOL AND B) SCHOOL LEVEL EXPENDITURES CENTRALLY RECORDED. FUNCTIONALLY DISTRIBUTED, THESE COSTS ARE AS REPORTED BELOW.

6100 PUPIL PERSONNEL	32726	6400 INSTR STAFF TRAINING	7700 CENTRAL SERVICES
6200 INSTRUCTIONAL MEDIA		7300 SCHOOL ADMINISTRATION	7900 OPERATION OF PLANT
6300 INSTR & CURR DEVLPMNT		7400 FACILITIES ACQ-CONSTR	8100 MAINTENANCE OF PLANT
			8200 ADMIN. TECH. SERVICES
			6500 INSTR. TECH. SERVICES

FUND- 9
 SCHL- 0281 WRIGHT ELEMENTARY

PROGRAM CATEGORY	NBR	DIRECT						TOTAL DIRECT	SCHOOL INDIRECT	SCHOOL COST	DISTRICT INDIRECT	TOTAL
		SALARIES	BENEFITS	PURCHASED SERVICES	MATERIAL SUPPLIES	OTHER EXPENSES	CAPITAL OUTLAY					
K-3 BASIC	101	56700	17637				74338		74338		74338	
4-8 BASIC	102	30723	5956				36680		36680		36680	
BASIC		87424	23594				111018		111018		111018	
ESOL	130	6062	2509				8572		8572		8572	
ESOL		6062	2509				8572		8572		8572	
PK-3 BASIC W/ES	111	7301	4239				11541		11541		11541	
4-8 BASIC W/ESE	112	10313	2941				13255		13255		13255	
ESE LEVEL 4	254	2127	2669				4797		4797		4797	
ESE		19743	9851				29594		29594		29594	
TOTAL FOR FEFP		113230	35954				149185		149185		149185	

FOOD SERVICE
 TRANSPORTATION

THOSE COSTS REPORTED IN THE COLUMN TITLED -SCHOOL INDIRECT- ARE DERIVED FROM TWO SOURCES: A) EXPENDITURES RECORDED BY SCHOOL AND B) SCHOOL LEVEL EXPENDITURES CENTRALLY RECORDED. FUNCTIONALLY DISTRIBUTED, THESE COSTS ARE AS REPORTED BELOW.

- | | | |
|----------------------------|----------------------------|----------------------------|
| 6100 PUPIL PERSONNEL | 6400 INSTR STAFF TRAINING | 7700 CENTRAL SERVICES |
| 6200 INSTRUCTIONAL MEDIA | 7300 SCHOOL ADMINISTRATION | 7900 OPERATION OF PLANT |
| 6300 INSTR & CURR DEVLPMNT | 7400 FACILITIES ACQ-CONSTR | 8100 MAINTENANCE OF PLANT |
| | | 8200 ADMIN. TECH. SERVICES |
| | | 6500 INSTR. TECH. SERVICES |

FUND- 9
 SCHL- 0431 SHALIMAR ELEMENTARY

PROGRAM CATEGORY	NBR	DIRECT						TOTAL DIRECT	SCHOOL INDIRECT	SCHOOL COST	DISTRICT INDIRECT	TOTAL
		SALARIES	BENEFITS	PURCHASED SERVICES	MATERIAL SUPPLIES	OTHER EXPENSES	CAPITAL OUTLAY					
K-3 BASIC	101	72539	15050				87589	5973	93563		93563	
4-8 BASIC	102	9739	5834				15573	2315	17888		17888	
BASIC		82278	20884				103163	8289	111452		111452	
ESOL	130	39	776				816	308	1124		1124	
ESOL		39	776				816	308	1124		1124	
PK-3 BASIC W/ES	111	9962	5322				15284	2112	17397		17397	
4-8 BASIC W/ESE	112	3398	2331				5729	925	6655		6655	
ESE LEVEL 4	254	6	118				124	46	170		170	
ESE		13366	7772				21138	3084	24223		24223	
TOTAL FOR FEFP		95684	29432				125117	11681	136799		136799	

FOOD SERVICE
 TRANSPORTATION

THOSE COSTS REPORTED IN THE COLUMN TITLED -SCHOOL INDIRECT- ARE DERIVED FROM TWO SOURCES: A) EXPENDITURES RECORDED BY SCHOOL AND B) SCHOOL LEVEL EXPENDITURES CENTRALLY RECORDED. FUNCTIONALLY DISTRIBUTED, THESE COSTS ARE AS REPORTED BELOW.

6100 PUPIL PERSONNEL		6400 INSTR STAFF TRAINING	7700 CENTRAL SERVICES
6200 INSTRUCTIONAL MEDIA	11681	7300 SCHOOL ADMINISTRATION	7900 OPERATION OF PLANT
6300 INSTR & CURR DEVLPMNT		7400 FACILITIES ACQ-CONSTR	8100 MAINTENANCE OF PLANT
			8200 ADMIN. TECH. SERVICES
			6500 INSTR. TECH. SERVICES

FUND- 9
 SCHL- 0541 ELLIOTT POINT ELEMENTARY

PROGRAM CATEGORY	NBR	----- DIRECT -----						TOTAL DIRECT	SCHOOL INDIRECT	SCHOOL COST	DISTRICT INDIRECT	TOTAL
		SALARIES	BENEFITS	PURCHASED SERVICES	MATERIAL SUPPLIES	OTHER EXPENSES	CAPITAL OUTLAY					
K-3 BASIC	101	6278	14716				20995		20995		20995	
4-8 BASIC	102	39793	5385				45178		45178		45178	
BASIC		46072	20102				66174		66174		66174	
ESOL	130	3376	1669				5045		5045		5045	
ESOL		3376	1669				5045		5045		5045	
PK-3 BASIC W/ES	111	33391	4477				37869		37869		37869	
4-8 BASIC W/ESE	112	15013	3177				18190		18190		18190	
ESE LEVEL 4	254	1382	280				1662		1662		1662	
ESE		49787	7936				57723		57723		57723	
TOTAL FOR FEFP		99235	29707				128943		128943		128943	

FOOD SERVICE
 TRANSPORTATION

THOSE COSTS REPORTED IN THE COLUMN TITLED -SCHOOL INDIRECT- ARE DERIVED FROM TWO SOURCES: A) EXPENDITURES RECORDED BY SCHOOL AND B) SCHOOL LEVEL EXPENDITURES CENTRALLY RECORDED. FUNCTIONALLY DISTRIBUTED, THESE COSTS ARE AS REPORTED BELOW.

- | | | |
|----------------------------|----------------------------|----------------------------|
| 6100 PUPIL PERSONNEL | 6400 INSTR STAFF TRAINING | 7700 CENTRAL SERVICES |
| 6200 INSTRUCTIONAL MEDIA | 7300 SCHOOL ADMINISTRATION | 7900 OPERATION OF PLANT |
| 6300 INSTR & CURR DEVLPMNT | 7400 FACILITIES ACQ-CONSTR | 8100 MAINTENANCE OF PLANT |
| | | 8200 ADMIN. TECH. SERVICES |
| | | 6500 INSTR. TECH. SERVICES |

FUND- 9
 SCHL- 0561 MARY ESTHER ELEMENTARY

PROGRAM CATEGORY	NBR	----- DIRECT -----						TOTAL DIRECT	SCHOOL INDIRECT	SCHOOL COST	DISTRICT INDIRECT	TOTAL
		SALARIES	BENEFITS	PURCHASED SERVICES	MATERIAL SUPPLIES	OTHER EXPENSES	CAPITAL OUTLAY					
K-3 BASIC	101	38368	13985				52354		52354		52354	
4-8 BASIC	102	20921	4629				25551		25551		25551	
BASIC		59290	18615				77906		77906		77906	
ESOL	130	3772	759				4531		4531		4531	
ESOL		3772	759				4531		4531		4531	
PK-3 BASIC W/ES	111	8488	5566				14055		14055		14055	
4-8 BASIC W/ESE	112	7845	1549				9395		9395		9395	
ESE LEVEL 4	254	97	302				400		400		400	
ESE		16431	7419				23851		23851		23851	
TOTAL FOR FEFP		79494	26793				106288		106288		106288	

FOOD SERVICE
 TRANSPORTATION

THOSE COSTS REPORTED IN THE COLUMN TITLED -SCHOOL INDIRECT- ARE DERIVED FROM TWO SOURCES: A) EXPENDITURES RECORDED BY SCHOOL AND B) SCHOOL LEVEL EXPENDITURES CENTRALLY RECORDED. FUNCTIONALLY DISTRIBUTED, THESE COSTS ARE AS REPORTED BELOW.

- | | | |
|----------------------------|----------------------------|----------------------------|
| 6100 PUPIL PERSONNEL | 6400 INSTR STAFF TRAINING | 7700 CENTRAL SERVICES |
| 6200 INSTRUCTIONAL MEDIA | 7300 SCHOOL ADMINISTRATION | 7900 OPERATION OF PLANT |
| 6300 INSTR & CURR DEVLPMNT | 7400 FACILITIES ACQ-CONSTR | 8100 MAINTENANCE OF PLANT |
| | | 8200 ADMIN. TECH. SERVICES |
| | | 6500 INSTR. TECH. SERVICES |

FUND- 9
 SCHL- 0571 PLEW ELEMENTARY

PROGRAM CATEGORY	NBR	----- DIRECT -----						TOTAL DIRECT	SCHOOL INDIRECT	SCHOOL COST	DISTRICT INDIRECT	TOTAL
		SALARIES	BENEFITS	PURCHASED SERVICES	MATERIAL SUPPLIES	OTHER EXPENSES	CAPITAL OUTLAY					
K-3 BASIC	101	14819	13392				28212		28212		28212	
4-8 BASIC	102	79476	6314				85790		85790		85790	
BASIC		94295	19706				114002		114002		114002	
ESOL	130	3	143				146		146		146	
ESOL		3	143				146		146		146	
PK-3 BASIC W/ES	111	1693	3326				5019		5019		5019	
4-8 BASIC W/ESE	112	4956	1861				6817		6817		6817	
ESE		6649	5187				11837		11837		11837	
TOTAL FOR FEFP		100948	25037				125986		125986		125986	

FOOD SERVICE
 TRANSPORTATION

THOSE COSTS REPORTED IN THE COLUMN TITLED -SCHOOL INDIRECT- ARE DERIVED FROM TWO SOURCES: A) EXPENDITURES RECORDED BY SCHOOL AND B) SCHOOL LEVEL EXPENDITURES CENTRALLY RECORDED. FUNCTIONALLY DISTRIBUTED, THESE COSTS ARE AS REPORTED BELOW.

- | | | |
|----------------------------|----------------------------|----------------------------|
| 6100 PUPIL PERSONNEL | 6400 INSTR STAFF TRAINING | 7700 CENTRAL SERVICES |
| 6200 INSTRUCTIONAL MEDIA | 7300 SCHOOL ADMINISTRATION | 7900 OPERATION OF PLANT |
| 6300 INSTR & CURR DEVLPMNT | 7400 FACILITIES ACQ-CONSTR | 8100 MAINTENANCE OF PLANT |
| | | 8200 ADMIN. TECH. SERVICES |
| | | 6500 INSTR. TECH. SERVICES |

FUND- 9
 SCHL- 0581 CHOCTAWHATCHEE HIGH

PROGRAM CATEGORY	NBR	DIRECT						TOTAL DIRECT	SCHOOL INDIRECT	SCHOOL COST	DISTRICT INDIRECT	TOTAL
		SALARIES	BENEFITS	PURCHASED SERVICES	MATERIAL SUPPLIES	OTHER EXPENSES	CAPITAL OUTLAY					
4-8 BASIC	102		58				58		58		58	
9-12 BASIC	103	160425	65946				226372		226372		226372	
BASIC		160426	66004				226431		226431		226431	
ESOL	130	1665	1028				2693		2693		2693	
ESOL		1665	1028				2693		2693		2693	
9-12 BASIC W/ES	113	82085	13698				95784		95784		95784	
ESE LEVEL 4	254	2077	153				2231		2231		2231	
ESE LEVEL 5	255	7	735				743		743		743	
ESE		84171	14587				98758		98758		98758	
VOCATIONAL,6-12	300	44	4129				4174		4174		4174	
VOCATIONAL PGM		44	4129				4174		4174		4174	
TOTAL FOR FEFP		246307	85750				332058		332058		332058	

FOOD SERVICE
 TRANSPORTATION

THOSE COSTS REPORTED IN THE COLUMN TITLED -SCHOOL INDIRECT- ARE DERIVED FROM TWO SOURCES: A) EXPENDITURES RECORDED BY SCHOOL AND B) SCHOOL LEVEL EXPENDITURES CENTRALLY RECORDED. FUNCTIONALLY DISTRIBUTED, THESE COSTS ARE AS REPORTED BELOW.

- | | | |
|----------------------------|----------------------------|----------------------------|
| 6100 PUPIL PERSONNEL | 6400 INSTR STAFF TRAINING | 7700 CENTRAL SERVICES |
| 6200 INSTRUCTIONAL MEDIA | 7300 SCHOOL ADMINISTRATION | 7900 OPERATION OF PLANT |
| 6300 INSTR & CURR DEVLPMNT | 7400 FACILITIES ACQ-CONSTR | 8100 MAINTENANCE OF PLANT |
| | | 8200 ADMIN. TECH. SERVICES |
| | | 6500 INSTR. TECH. SERVICES |

FUND- 9
 SCHL- 0601 CRESTVIEW SENIOR HIGH

PROGRAM CATEGORY	NBR	DIRECT						TOTAL DIRECT	SCHOOL INDIRECT	SCHOOL COST	DISTRICT INDIRECT	TOTAL
		SALARIES	BENEFITS	PURCHASED SERVICES	MATERIAL SUPPLIES	OTHER EXPENSES	CAPITAL OUTLAY					
K-3 BASIC	101	7	219				227	26	254		254	
9-12 BASIC	103	67819	69358				137177	8522	145700		145700	
BASIC		67827	69577				137405	8549	145955		145955	
ESOL	130	90	418				509	51	560		560	
ESOL		90	418				509	51	560		560	
9-12 BASIC W/ES	113	45721	15294				61016	1879	62895		62895	
ESE LEVEL 4	254	7	211				218	25	244		244	
ESE LEVEL 5	255	17	501				519	61	580		580	
ESE		45746	16007				61753	1967	63720		63720	
VOCATIONAL, 6-12	300	194059	8818				202878	1083	203962		203962	
VOCATIONAL PGM		194059	8818				202878	1083	203962		203962	
TOTAL FOR FEFP		307724	94821				402546	11651	414198		414198	

FOOD SERVICE
 TRANSPORTATION

THOSE COSTS REPORTED IN THE COLUMN TITLED -SCHOOL INDIRECT- ARE DERIVED FROM TWO SOURCES: A) EXPENDITURES RECORDED BY SCHOOL AND B) SCHOOL LEVEL EXPENDITURES CENTRALLY RECORDED. FUNCTIONALLY DISTRIBUTED, THESE COSTS ARE AS REPORTED BELOW.

6100 PUPIL PERSONNEL		6400 INSTR STAFF TRAINING		7700 CENTRAL SERVICES
6200 INSTRUCTIONAL MEDIA	11651	7300 SCHOOL ADMINISTRATION		7900 OPERATION OF PLANT
6300 INSTR & CURR DEVLPMNT		7400 FACILITIES ACQ-CONSTR		8100 MAINTENANCE OF PLANT
				8200 ADMIN. TECH. SERVICES
				6500 INSTR. TECH. SERVICES

FUND- 9
 SCHL- 0621 KENWOOD ELEMENTARY

PROGRAM CATEGORY	NBR	DIRECT						TOTAL DIRECT	SCHOOL INDIRECT	SCHOOL COST	DISTRICT INDIRECT	TOTAL
		SALARIES	BENEFITS	PURCHASED SERVICES	MATERIAL SUPPLIES	OTHER EXPENSES	CAPITAL OUTLAY					
K-3 BASIC	101	58078	14308				72387		72387		72387	
4-8 BASIC	102	14423	4298				18722		18722		18722	
BASIC		72502	18606				91109		91109		91109	
ESOL	130	83	264				347		347		347	
ESOL		83	264				347		347		347	
PK-3 BASIC W/ES	111	20431	3868				24300		24300		24300	
4-8 BASIC W/ESE	112	3607	1913				5520		5520		5520	
ESE LEVEL 4	254	15814	1221				17036		17036		17036	
ESE		39853	7003				46857		46857		46857	
TOTAL FOR FEFP		112439	25874				138314		138314		138314	

FOOD SERVICE
 TRANSPORTATION

THOSE COSTS REPORTED IN THE COLUMN TITLED -SCHOOL INDIRECT- ARE DERIVED FROM TWO SOURCES: A) EXPENDITURES RECORDED BY SCHOOL AND B) SCHOOL LEVEL EXPENDITURES CENTRALLY RECORDED. FUNCTIONALLY DISTRIBUTED, THESE COSTS ARE AS REPORTED BELOW.

- | | | |
|----------------------------|----------------------------|----------------------------|
| 6100 PUPIL PERSONNEL | 6400 INSTR STAFF TRAINING | 7700 CENTRAL SERVICES |
| 6200 INSTRUCTIONAL MEDIA | 7300 SCHOOL ADMINISTRATION | 7900 OPERATION OF PLANT |
| 6300 INSTR & CURR DEVLPMNT | 7400 FACILITIES ACQ-CONSTR | 8100 MAINTENANCE OF PLANT |
| | | 8200 ADMIN. TECH. SERVICES |
| | | 6500 INSTR. TECH. SERVICES |

FUND- 9
 SCHL- 0631 FLOROSA ELEMENTARY SCHOOL

PROGRAM CATEGORY	NBR	DIRECT				TOTAL DIRECT	SCHOOL INDIRECT	SCHOOL COST	DISTRICT INDIRECT	TOTAL
		SALARIES	BENEFITS	PURCHASED SERVICES	MATERIAL SUPPLIES					
K-3 BASIC	101	40476	15507			55984				55984
4-8 BASIC	102	10853	5180			16033				16033
BASIC		51329	20688			72018				72018
ESOL	130	834	914			1749				1749
ESOL		834	914			1749				1749
PK-3 BASIC W/ES	111	37382	7667			45050				45050
4-8 BASIC W/ESE	112	1836	1999			3835				3835
ESE LEVEL 4	254	1	81			82				82
ESE LEVEL 5	255	1	102			103				103
ESE		39221	9851			49072				49072
TOTAL FOR FEFP		91385	31453			122839				122839

FOOD SERVICE
 TRANSPORTATION

THOSE COSTS REPORTED IN THE COLUMN TITLED -SCHOOL INDIRECT- ARE DERIVED FROM TWO SOURCES: A) EXPENDITURES RECORDED BY SCHOOL AND B) SCHOOL LEVEL EXPENDITURES CENTRALLY RECORDED. FUNCTIONALLY DISTRIBUTED, THESE COSTS ARE AS REPORTED BELOW.

- | | | |
|----------------------------|----------------------------|----------------------------|
| 6100 PUPIL PERSONNEL | 6400 INSTR STAFF TRAINING | 7700 CENTRAL SERVICES |
| 6200 INSTRUCTIONAL MEDIA | 7300 SCHOOL ADMINISTRATION | 7900 OPERATION OF PLANT |
| 6300 INSTR & CURR DEVLPMNT | 7400 FACILITIES ACQ-CONSTR | 8100 MAINTENANCE OF PLANT |
| | | 8200 ADMIN. TECH. SERVICES |
| | | 6500 INSTR. TECH. SERVICES |

FUND- 9
 SCHL- 0641 FORT WALTON BEACH HIGH

PROGRAM CATEGORY	NBR	----- DIRECT -----				TOTAL DIRECT	SCHOOL INDIRECT	SCHOOL COST	DISTRICT INDIRECT	TOTAL
		SALARIES	BENEFITS	PURCHASED SERVICES	MATERIAL SUPPLIES					
9-12 BASIC	103	223989	72407			296396				296396
BASIC		223989	72407			296396				296396
ESOL	130	3317	836			4154				4154
ESOL		3317	836			4154				4154
9-12 BASIC W/ES	113	64944	11084			76029				76029
ESE LEVEL 5	255	1	120			122				122
ESE		64946	11205			76151				76151
VOCATIONAL,6-12	300	79	4921			5000				5000
VOCATIONAL PGM		79	4921			5000				5000
TOTAL FOR FEFP		292332	89370			381703				381703

FOOD SERVICE
 TRANSPORTATION

THOSE COSTS REPORTED IN THE COLUMN TITLED -SCHOOL INDIRECT- ARE DERIVED FROM TWO SOURCES: A) EXPENDITURES RECORDED BY SCHOOL AND B) SCHOOL LEVEL EXPENDITURES CENTRALLY RECORDED. FUNCTIONALLY DISTRIBUTED, THESE COSTS ARE AS REPORTED BELOW.

- | | | |
|----------------------------|----------------------------|----------------------------|
| 6100 PUPIL PERSONNEL | 6400 INSTR STAFF TRAINING | 7700 CENTRAL SERVICES |
| 6200 INSTRUCTIONAL MEDIA | 7300 SCHOOL ADMINISTRATION | 7900 OPERATION OF PLANT |
| 6300 INSTR & CURR DEVLPMNT | 7400 FACILITIES ACQ-CONSTR | 8100 MAINTENANCE OF PLANT |
| | | 8200 ADMIN. TECH. SERVICES |
| | | 6500 INSTR. TECH. SERVICES |

FUND- 9
 SCHL- 0651 BRUNER MIDDLE SCHOOL

PROGRAM CATEGORY	NBR	----- DIRECT -----					TOTAL DIRECT	SCHOOL INDIRECT	SCHOOL COST	DISTRICT INDIRECT	TOTAL
		SALARIES	BENEFITS	PURCHASED SERVICES	MATERIAL SUPPLIES	OTHER EXPENSES					
4-8 BASIC	102	85995	26113				112109	112109		112109	
BASIC		85995	26113				112109	112109		112109	
ESOL	130	1626	418				2045	2045		2045	
ESOL		1626	418				2045	2045		2045	
4-8 BASIC W/ESE	112	26731	8857				35589	35589		35589	
ESE		26731	8857				35589	35589		35589	
TOTAL FOR FEFP		114353	35389				149743	149743		149743	

FOOD SERVICE
 TRANSPORTATION

THOSE COSTS REPORTED IN THE COLUMN TITLED -SCHOOL INDIRECT- ARE DERIVED FROM TWO SOURCES: A) EXPENDITURES RECORDED BY SCHOOL AND B) SCHOOL LEVEL EXPENDITURES CENTRALLY RECORDED. FUNCTIONALLY DISTRIBUTED, THESE COSTS ARE AS REPORTED BELOW.

- | | | |
|----------------------------|----------------------------|----------------------------|
| 6100 PUPIL PERSONNEL | 6400 INSTR STAFF TRAINING | 7700 CENTRAL SERVICES |
| 6200 INSTRUCTIONAL MEDIA | 7300 SCHOOL ADMINISTRATION | 7900 OPERATION OF PLANT |
| 6300 INSTR & CURR DEVLPMNT | 7400 FACILITIES ACQ-CONSTR | 8100 MAINTENANCE OF PLANT |
| | | 8200 ADMIN. TECH. SERVICES |
| | | 6500 INSTR. TECH. SERVICES |

FUND- 9
 SCHL- 0671 LEWIS MIDDLE SCHOOL

PROGRAM CATEGORY	NBR	----- DIRECT -----						TOTAL DIRECT	SCHOOL INDIRECT	SCHOOL COST	DISTRICT INDIRECT	TOTAL
		SALARIES	BENEFITS	PURCHASED SERVICES	MATERIAL SUPPLIES	OTHER EXPENSES	CAPITAL OUTLAY					
K-3 BASIC	101	67924	9427				77351		77351		77351	
4-8 BASIC	102	4496	25048				29544		29544		29544	
BASIC		72421	34475				106896		106896		106896	
ESOL	130	2416	927				3343		3343		3343	
ESOL		2416	927				3343		3343		3343	
PK-3 BASIC W/ES	111	92924	10202				103126		103126		103126	
4-8 BASIC W/ESE	112	7703	10994				18697		18697		18697	
ESE LEVEL 4	254	209	1167				1376		1376		1376	
ESE LEVEL 5	255	4	26				31		31		31	
ESE		100842	22390				123232		123232		123232	
TOTAL FOR FEFP		175679	57792				233472		233472		233472	

FOOD SERVICE
 TRANSPORTATION

THOSE COSTS REPORTED IN THE COLUMN TITLED -SCHOOL INDIRECT- ARE DERIVED FROM TWO SOURCES: A) EXPENDITURES RECORDED BY SCHOOL AND B) SCHOOL LEVEL EXPENDITURES CENTRALLY RECORDED. FUNCTIONALLY DISTRIBUTED, THESE COSTS ARE AS REPORTED BELOW.

- | | | |
|----------------------------|----------------------------|----------------------------|
| 6100 PUPIL PERSONNEL | 6400 INSTR STAFF TRAINING | 7700 CENTRAL SERVICES |
| 6200 INSTRUCTIONAL MEDIA | 7300 SCHOOL ADMINISTRATION | 7900 OPERATION OF PLANT |
| 6300 INSTR & CURR DEVLPMNT | 7400 FACILITIES ACQ-CONSTR | 8100 MAINTENANCE OF PLANT |
| | | 8200 ADMIN. TECH. SERVICES |
| | | 6500 INSTR. TECH. SERVICES |

FUND- 9
 SCHL- 0681 LONGWOOD ELEMENTARY SCHOOL

PROGRAM CATEGORY	NBR	----- DIRECT -----						TOTAL DIRECT	SCHOOL INDIRECT	SCHOOL COST	DISTRICT INDIRECT	TOTAL
		SALARIES	BENEFITS	PURCHASED SERVICES	MATERIAL SUPPLIES	OTHER EXPENSES	CAPITAL OUTLAY					
K-3 BASIC	101	64146	17452				81599		81599		81599	
4-8 BASIC	102	10770	6421				17191		17191		17191	
BASIC		74916	23874				98790		98790		98790	
ESOL	130	5976	2619				8595		8595		8595	
ESOL		5976	2619				8595		8595		8595	
PK-3 BASIC W/ES	111	4717	2625				7342		7342		7342	
4-8 BASIC W/ESE	112	2362	1013				3376		3376		3376	
ESE LEVEL 4	254	17	49				67		67		67	
ESE		7097	3688				10786		10786		10786	
TOTAL FOR FEFP		87990	30181				118172		118172		118172	

FOOD SERVICE
 TRANSPORTATION

THOSE COSTS REPORTED IN THE COLUMN TITLED -SCHOOL INDIRECT- ARE DERIVED FROM TWO SOURCES: A) EXPENDITURES RECORDED BY SCHOOL AND B) SCHOOL LEVEL EXPENDITURES CENTRALLY RECORDED. FUNCTIONALLY DISTRIBUTED, THESE COSTS ARE AS REPORTED BELOW.

- | | | |
|----------------------------|----------------------------|----------------------------|
| 6100 PUPIL PERSONNEL | 6400 INSTR STAFF TRAINING | 7700 CENTRAL SERVICES |
| 6200 INSTRUCTIONAL MEDIA | 7300 SCHOOL ADMINISTRATION | 7900 OPERATION OF PLANT |
| 6300 INSTR & CURR DEVLPMNT | 7400 FACILITIES ACQ-CONSTR | 8100 MAINTENANCE OF PLANT |
| | | 8200 ADMIN. TECH. SERVICES |
| | | 6500 INSTR. TECH. SERVICES |

FUND- 9
 SCHL- 0701 OKALOOSA APPLIED TECHNOLOGY CR

----- PROGRAM ----- CATEGORY	----- NBR	----- DIRECT -----						TOTAL DIRECT	SCHOOL INDIRECT	SCHOOL COST	DISTRICT INDIRECT	TOTAL
		SALARIES	BENEFITS	PURCHASED SERVICES	MATERIAL SUPPLIES	OTHER EXPENSES	CAPITAL OUTLAY					
9-12 BASIC	103	1901	7350				9252		9252		9252	
BASIC		1901	7350				9252		9252		9252	
PK-3 BASIC W/ES 111		1	135				137		137		137	
4-8 BASIC W/ESE 112		12	861				873		873		873	
9-12 BASIC W/ES 113		9029	3777				12806		12806		12806	
ESE		9043	4774				13818		13818		13818	
VOCATIONAL,6-12 300		35409	5394				40804		40804		40804	
VOCATIONAL PGM		35409	5394				40804		40804		40804	
TOTAL FOR FEFP		46354	17519				63874		63874		63874	

FOOD SERVICE
 TRANSPORTATION

THOSE COSTS REPORTED IN THE COLUMN TITLED -SCHOOL INDIRECT- ARE DERIVED FROM TWO SOURCES: A) EXPENDITURES RECORDED BY SCHOOL AND B) SCHOOL LEVEL EXPENDITURES CENTRALLY RECORDED. FUNCTIONALLY DISTRIBUTED, THESE COSTS ARE AS REPORTED BELOW.

- | | | |
|----------------------------|----------------------------|----------------------------|
| 6100 PUPIL PERSONNEL | 6400 INSTR STAFF TRAINING | 7700 CENTRAL SERVICES |
| 6200 INSTRUCTIONAL MEDIA | 7300 SCHOOL ADMINISTRATION | 7900 OPERATION OF PLANT |
| 6300 INSTR & CURR DEVLPMNT | 7400 FACILITIES ACQ-CONSTR | 8100 MAINTENANCE OF PLANT |
| | | 8200 ADMIN. TECH. SERVICES |
| | | 6500 INSTR. TECH. SERVICES |

FUND- 9
 SCHL- 0731 WALKER ELEMENTARY

PROGRAM CATEGORY	NBR	DIRECT						TOTAL DIRECT	SCHOOL INDIRECT	SCHOOL COST	DISTRICT INDIRECT	TOTAL
		SALARIES	BENEFITS	PURCHASED SERVICES	MATERIAL SUPPLIES	OTHER EXPENSES	CAPITAL OUTLAY					
K-3 BASIC	101	113207	21807				135015		135015		135015	
4-8 BASIC	102	3506	8111				11618		11618		11618	
BASIC		116714	29918				146633		146633		146633	
ESOL	130	40	93				133		133		133	
ESOL		40	93				133		133		133	
PK-3 BASIC W/ES	111	11723	4935				16659		16659		16659	
4-8 BASIC W/ESE	112	1099	2543				3643		3643		3643	
ESE LEVEL 4	254	131	303				434		434		434	
ESE		12954	7782				20737		20737		20737	
TOTAL FOR FEFP		129709	37794				167504		167504		167504	

FOOD SERVICE
 TRANSPORTATION

THOSE COSTS REPORTED IN THE COLUMN TITLED -SCHOOL INDIRECT- ARE DERIVED FROM TWO SOURCES: A) EXPENDITURES RECORDED BY SCHOOL AND B) SCHOOL LEVEL EXPENDITURES CENTRALLY RECORDED. FUNCTIONALLY DISTRIBUTED, THESE COSTS ARE AS REPORTED BELOW.

- | | | |
|----------------------------|----------------------------|----------------------------|
| 6100 PUPIL PERSONNEL | 6400 INSTR STAFF TRAINING | 7700 CENTRAL SERVICES |
| 6200 INSTRUCTIONAL MEDIA | 7300 SCHOOL ADMINISTRATION | 7900 OPERATION OF PLANT |
| 6300 INSTR & CURR DEVLPMNT | 7400 FACILITIES ACQ-CONSTR | 8100 MAINTENANCE OF PLANT |
| | | 8200 ADMIN. TECH. SERVICES |
| | | 6500 INSTR. TECH. SERVICES |

FUND- 9
 SCHL- 0741 BLUEWATER ELEMENTARY

PROGRAM CATEGORY	NBR	----- DIRECT -----						TOTAL DIRECT	SCHOOL INDIRECT	SCHOOL COST	DISTRICT INDIRECT	TOTAL
		SALARIES	BENEFITS	PURCHASED SERVICES	MATERIAL SUPPLIES	OTHER EXPENSES	CAPITAL OUTLAY					
K-3 BASIC	101	86381	18673				105055		105055		105055	
4-8 BASIC	102	13280	6653				19933		19933		19933	
BASIC		99662	25327				124989		124989		124989	
ESOL	130	363	433				797		797		797	
ESOL		363	433				797		797		797	
PK-3 BASIC W/ES 111		5712	4606				10319		10319		10319	
4-8 BASIC W/ESE 112		8	3065				3074		3074		3074	
ESE		5721	7672				13393		13393		13393	
TOTAL FOR FEFP		105746	33432				139179		139179		139179	

FOOD SERVICE
 TRANSPORTATION

THOSE COSTS REPORTED IN THE COLUMN TITLED -SCHOOL INDIRECT- ARE DERIVED FROM TWO SOURCES: A) EXPENDITURES RECORDED BY SCHOOL AND B) SCHOOL LEVEL EXPENDITURES CENTRALLY RECORDED. FUNCTIONALLY DISTRIBUTED, THESE COSTS ARE AS REPORTED BELOW.

- | | | |
|----------------------------|----------------------------|----------------------------|
| 6100 PUPIL PERSONNEL | 6400 INSTR STAFF TRAINING | 7700 CENTRAL SERVICES |
| 6200 INSTRUCTIONAL MEDIA | 7300 SCHOOL ADMINISTRATION | 7900 OPERATION OF PLANT |
| 6300 INSTR & CURR DEVLPMNT | 7400 FACILITIES ACQ-CONSTR | 8100 MAINTENANCE OF PLANT |
| | | 8200 ADMIN. TECH. SERVICES |
| | | 6500 INSTR. TECH. SERVICES |

FUND- 9
 SCHL- 0751 ANTIOCH ELEMENTARY

PROGRAM CATEGORY	NBR	----- DIRECT -----						TOTAL DIRECT	SCHOOL INDIRECT	SCHOOL COST	DISTRICT INDIRECT	TOTAL
		SALARIES	BENEFITS	PURCHASED SERVICES	MATERIAL SUPPLIES	OTHER EXPENSES	CAPITAL OUTLAY					
K-3 BASIC	101	47934	25091				73026		73026		73026	
4-8 BASIC	102	64135	9748				73884		73884		73884	
BASIC		112069	34840				146910		146910		146910	
ESOL	130	1	229				231		231		231	
ESOL		1	229				231		231		231	
PK-3 BASIC W/ES 111		12155	4908				17064		17064		17064	
4-8 BASIC W/ESE 112		2692	2484				5177		5177		5177	
ESE		14847	7393				22241		22241		22241	
TOTAL FOR FEFP		126918	42463				169382		169382		169382	

FOOD SERVICE
 TRANSPORTATION

THOSE COSTS REPORTED IN THE COLUMN TITLED -SCHOOL INDIRECT- ARE DERIVED FROM TWO SOURCES: A) EXPENDITURES RECORDED BY SCHOOL AND B) SCHOOL LEVEL EXPENDITURES CENTRALLY RECORDED. FUNCTIONALLY DISTRIBUTED, THESE COSTS ARE AS REPORTED BELOW.

- | | | |
|----------------------------|----------------------------|----------------------------|
| 6100 PUPIL PERSONNEL | 6400 INSTR STAFF TRAINING | 7700 CENTRAL SERVICES |
| 6200 INSTRUCTIONAL MEDIA | 7300 SCHOOL ADMINISTRATION | 7900 OPERATION OF PLANT |
| 6300 INSTR & CURR DEVLPMNT | 7400 FACILITIES ACQ-CONSTR | 8100 MAINTENANCE OF PLANT |
| | | 8200 ADMIN. TECH. SERVICES |
| | | 6500 INSTR. TECH. SERVICES |

FUND- 9
 SCHL- 0761 DAVIDSON MIDDLE SCHOOL

PROGRAM CATEGORY	NBR	----- DIRECT -----				TOTAL DIRECT	SCHOOL INDIRECT	SCHOOL COST	DISTRICT INDIRECT	TOTAL
		SALARIES	BENEFITS	PURCHASED SERVICES	MATERIAL SUPPLIES					
4-8 BASIC	102	114117	31802			145919		145919		145919
BASIC		114117	31802			145919		145919		145919
ESOL	130	319	98			417		417		417
ESOL		319	98			417		417		417
4-8 BASIC W/ESE	112	19442	7675			27118		27118		27118
ESE		19442	7675			27118		27118		27118
TOTAL FOR FEFP		133878	39575			173454		173454		173454

FOOD SERVICE
 TRANSPORTATION

THOSE COSTS REPORTED IN THE COLUMN TITLED -SCHOOL INDIRECT- ARE DERIVED FROM TWO SOURCES: A) EXPENDITURES RECORDED BY SCHOOL AND B) SCHOOL LEVEL EXPENDITURES CENTRALLY RECORDED. FUNCTIONALLY DISTRIBUTED, THESE COSTS ARE AS REPORTED BELOW.

- | | | |
|----------------------------|----------------------------|----------------------------|
| 6100 PUPIL PERSONNEL | 6400 INSTR STAFF TRAINING | 7700 CENTRAL SERVICES |
| 6200 INSTRUCTIONAL MEDIA | 7300 SCHOOL ADMINISTRATION | 7900 OPERATION OF PLANT |
| 6300 INSTR & CURR DEVLPMNT | 7400 FACILITIES ACQ-CONSTR | 8100 MAINTENANCE OF PLANT |
| | | 8200 ADMIN. TECH. SERVICES |
| | | 6500 INSTR. TECH. SERVICES |

FUND- 9
 SCHL- 0771 DESTIN MIDDLE SCHOOL

PROGRAM CATEGORY	NBR	----- DIRECT -----					TOTAL DIRECT	SCHOOL INDIRECT	SCHOOL COST	DISTRICT INDIRECT	TOTAL
		SALARIES	BENEFITS	PURCHASED SERVICES	MATERIAL SUPPLIES	OTHER EXPENSES					
4-8 BASIC	102	71107	21814				92921	92921		92921	
BASIC		71107	21814				92921	92921		92921	
ESOL	130	270	317				588	588		588	
ESOL		270	317				588	588		588	
4-8 BASIC W/ESE	112	19024	4624				23649	23649		23649	
ESE		19024	4624				23649	23649		23649	
TOTAL FOR FEFP		90402	26756				117159	117159		117159	

FOOD SERVICE
 TRANSPORTATION

THOSE COSTS REPORTED IN THE COLUMN TITLED -SCHOOL INDIRECT- ARE DERIVED FROM TWO SOURCES: A) EXPENDITURES RECORDED BY SCHOOL AND B) SCHOOL LEVEL EXPENDITURES CENTRALLY RECORDED. FUNCTIONALLY DISTRIBUTED, THESE COSTS ARE AS REPORTED BELOW.

- | | | |
|----------------------------|----------------------------|----------------------------|
| 6100 PUPIL PERSONNEL | 6400 INSTR STAFF TRAINING | 7700 CENTRAL SERVICES |
| 6200 INSTRUCTIONAL MEDIA | 7300 SCHOOL ADMINISTRATION | 7900 OPERATION OF PLANT |
| 6300 INSTR & CURR DEVLPMNT | 7400 FACILITIES ACQ-CONSTR | 8100 MAINTENANCE OF PLANT |
| | | 8200 ADMIN. TECH. SERVICES |
| | | 6500 INSTR. TECH. SERVICES |

FUND- 9
 SCHL- 0801 RICHBOURG SCHOOL

----- PROGRAM -----		----- DIRECT -----							SCHOOL	SCHOOL	DISTRICT	TOTAL
CATEGORY	NBR	SALARIES	BENEFITS	PURCHASED SERVICES	MATERIAL SUPPLIES	OTHER EXPENSES	CAPITAL OUTLAY	TOTAL DIRECT	INDIRECT	COST	INDIRECT	TOTAL
PK-3 BASIC W/ES	111	2902	194					3096		3096		3096
4-8 BASIC W/ESE	112	489	572					1061		1061		1061
9-12 BASIC W/ES	113	35	186					221		221		221
ESE LEVEL 4	254	12405	2585					14990		14990		14990
ESE LEVEL 5	255	1857	2457					4315		4315		4315
ESE		17689	5995					23685		23685		23685
TOTAL FOR FEFP		17689	5995					23685		23685		23685

FOOD SERVICE
 TRANSPORTATION

THOSE COSTS REPORTED IN THE COLUMN TITLED -SCHOOL INDIRECT- ARE DERIVED FROM TWO SOURCES: A) EXPENDITURES RECORDED BY SCHOOL AND B) SCHOOL LEVEL EXPENDITURES CENTRALLY RECORDED. FUNCTIONALLY DISTRIBUTED, THESE COSTS ARE AS REPORTED BELOW.

6100 PUPIL PERSONNEL	6400 INSTR STAFF TRAINING	7700 CENTRAL SERVICES
6200 INSTRUCTIONAL MEDIA	7300 SCHOOL ADMINISTRATION	7900 OPERATION OF PLANT
6300 INSTR & CURR DEVLPMNT	7400 FACILITIES ACQ-CONSTR	8100 MAINTENANCE OF PLANT
		8200 ADMIN. TECH. SERVICES
		6500 INSTR. TECH. SERVICES

FUND- 9
 SCHL- 0811 SOUTHSIDE CENTER

----- PROGRAM -----		----- DIRECT -----										
CATEGORY	NBR	SALARIES	BENEFITS	PURCHASED SERVICES	MATERIAL SUPPLIES	OTHER EXPENSES	CAPITAL OUTLAY	TOTAL DIRECT	SCHOOL INDIRECT	SCHOOL COST	DISTRICT INDIRECT	TOTAL
PK-3 BASIC W/ES	111	6728	2056					8785		8785		8785
ESE LEVEL 4	254	145	184					329		329		329
ESE		6873	2240					9114		9114		9114
TOTAL FOR FEFP		6873	2240					9114		9114		9114

FOOD SERVICE
 TRANSPORTATION

THOSE COSTS REPORTED IN THE COLUMN TITLED -SCHOOL INDIRECT- ARE DERIVED FROM TWO SOURCES: A) EXPENDITURES RECORDED BY SCHOOL AND B) SCHOOL LEVEL EXPENDITURES CENTRALLY RECORDED. FUNCTIONALLY DISTRIBUTED, THESE COSTS ARE AS REPORTED BELOW.

- | | | |
|----------------------------|----------------------------|----------------------------|
| 6100 PUPIL PERSONNEL | 6400 INSTR STAFF TRAINING | 7700 CENTRAL SERVICES |
| 6200 INSTRUCTIONAL MEDIA | 7300 SCHOOL ADMINISTRATION | 7900 OPERATION OF PLANT |
| 6300 INSTR & CURR DEVLPMNT | 7400 FACILITIES ACQ-CONSTR | 8100 MAINTENANCE OF PLANT |
| | | 8200 ADMIN. TECH. SERVICES |
| | | 6500 INSTR. TECH. SERVICES |

FUND- 9
 SCHL- 9810 GULF COAST YOUTH ACADEMY

PROGRAM CATEGORY	NBR	DIRECT						TOTAL DIRECT	SCHOOL INDIRECT	SCHOOL COST	DISTRICT INDIRECT	TOTAL
		SALARIES	BENEFITS	PURCHASED SERVICES	MATERIAL SUPPLIES	OTHER EXPENSES	CAPITAL OUTLAY					
4-8 BASIC	102	816	184				1001		1001		1001	
9-12 BASIC	103	1536	304				1840		1840		1840	
BASIC		2352	489				2841		2841		2841	
4-8 BASIC W/ESE	112	544	79				623		623		623	
9-12 BASIC W/ES	113	898	169				1067		1067		1067	
ESE		1442	248				1691		1691		1691	
VOCATIONAL,6-12	300	27	53				80		80		80	
VOCATIONAL PGM		27	53				80		80		80	
TOTAL FOR FEFP		3822	790				4613		4613		4613	

FOOD SERVICE
 TRANSPORTATION

THOSE COSTS REPORTED IN THE COLUMN TITLED -SCHOOL INDIRECT- ARE DERIVED FROM TWO SOURCES: A) EXPENDITURES RECORDED BY SCHOOL AND B) SCHOOL LEVEL EXPENDITURES CENTRALLY RECORDED. FUNCTIONALLY DISTRIBUTED, THESE COSTS ARE AS REPORTED BELOW.

- | | | |
|----------------------------|----------------------------|----------------------------|
| 6100 PUPIL PERSONNEL | 6400 INSTR STAFF TRAINING | 7700 CENTRAL SERVICES |
| 6200 INSTRUCTIONAL MEDIA | 7300 SCHOOL ADMINISTRATION | 7900 OPERATION OF PLANT |
| 6300 INSTR & CURR DEVLPMNT | 7400 FACILITIES ACQ-CONSTR | 8100 MAINTENANCE OF PLANT |
| | | 8200 ADMIN. TECH. SERVICES |
| | | 6500 INSTR. TECH. SERVICES |

FUND- 9
 SCHL- 9811 OKALOOSA YOUTH DEVELOPMENT CTR

PROGRAM CATEGORY	NBR	DIRECT				TOTAL DIRECT	SCHOOL INDIRECT	SCHOOL COST	DISTRICT INDIRECT	TOTAL
		SALARIES	BENEFITS	PURCHASED SERVICES	MATERIAL SUPPLIES					
4-8 BASIC	102	285	62			348			348	
9-12 BASIC	103	460	95			556			556	
BASIC		745	158			904			904	
4-8 BASIC W/ESE 112		231	38			269			269	
9-12 BASIC W/ES 113		539	96			635			635	
ESE		771	134			905			905	
TOTAL FOR FEFP		1516	292			1809			1809	

FOOD SERVICE
 TRANSPORTATION

THOSE COSTS REPORTED IN THE COLUMN TITLED -SCHOOL INDIRECT- ARE DERIVED FROM TWO SOURCES: A) EXPENDITURES RECORDED BY SCHOOL AND B) SCHOOL LEVEL EXPENDITURES CENTRALLY RECORDED. FUNCTIONALLY DISTRIBUTED, THESE COSTS ARE AS REPORTED BELOW.

- | | | |
|----------------------------|----------------------------|----------------------------|
| 6100 PUPIL PERSONNEL | 6400 INSTR STAFF TRAINING | 7700 CENTRAL SERVICES |
| 6200 INSTRUCTIONAL MEDIA | 7300 SCHOOL ADMINISTRATION | 7900 OPERATION OF PLANT |
| 6300 INSTR & CURR DEVLPMNT | 7400 FACILITIES ACQ-CONSTR | 8100 MAINTENANCE OF PLANT |
| | | 8200 ADMIN. TECH. SERVICES |
| | | 6500 INSTR. TECH. SERVICES |

FUND- 9
 SCHL- 9812 OKALOOSA YOUTH ACADEMY

----- PROGRAM -----		----- DIRECT -----										
-----	-----											
CATEGORY	NBR	SALARIES	BENEFITS	PURCHASED SERVICES	MATERIAL SUPPLIES	OTHER EXPENSES	CAPITAL OUTLAY	TOTAL DIRECT	SCHOOL INDIRECT	SCHOOL COST	DISTRICT INDIRECT	TOTAL
4-8 BASIC	102	1096	163					1259		1259		1259
9-12 BASIC	103	922	195					1117		1117		1117
BASIC		2018	358					2376		2376		2376
4-8 BASIC W/ESE	112	1248	120					1368		1368		1368
9-12 BASIC W/ES	113	872	240					1112		1112		1112
ESE		2120	361					2481		2481		2481
VOCATIONAL,6-12	300	110	96					206		206		206
VOCATIONAL PGM		110	96					206		206		206
TOTAL FOR FEFP		4248	816					5064		5064		5064

FOOD SERVICE
 TRANSPORTATION

THOSE COSTS REPORTED IN THE COLUMN TITLED -SCHOOL INDIRECT- ARE DERIVED FROM TWO SOURCES: A) EXPENDITURES RECORDED BY SCHOOL AND B) SCHOOL LEVEL EXPENDITURES CENTRALLY RECORDED. FUNCTIONALLY DISTRIBUTED, THESE COSTS ARE AS REPORTED BELOW.

- | | | |
|----------------------------|----------------------------|----------------------------|
| 6100 PUPIL PERSONNEL | 6400 INSTR STAFF TRAINING | 7700 CENTRAL SERVICES |
| 6200 INSTRUCTIONAL MEDIA | 7300 SCHOOL ADMINISTRATION | 7900 OPERATION OF PLANT |
| 6300 INSTR & CURR DEVLPMNT | 7400 FACILITIES ACQ-CONSTR | 8100 MAINTENANCE OF PLANT |
| | | 8200 ADMIN. TECH. SERVICES |
| | | 6500 INSTR. TECH. SERVICES |

FUND- 9
 SCHL- 9813 OKALOOSA REGIONAL DETENTION CT

PROGRAM CATEGORY	NBR	DIRECT							TOTAL DIRECT	SCHOOL INDIRECT	SCHOOL COST	DISTRICT INDIRECT	TOTAL
		SALARIES	BENEFITS	PURCHASED SERVICES	MATERIAL SUPPLIES	OTHER EXPENSES	CAPITAL OUTLAY						
4-8 BASIC	102	513	117					630		630		630	
9-12 BASIC	103	554	227					781		781		781	
BASIC		1068	344					1412		1412		1412	
9-12 BASIC W/ES	113	262	77					340		340		340	
ESE		262	77					340		340		340	
TOTAL FOR FEFP		1330	421					1752		1752		1752	

FOOD SERVICE
 TRANSPORTATION

THOSE COSTS REPORTED IN THE COLUMN TITLED -SCHOOL INDIRECT- ARE DERIVED FROM TWO SOURCES: A) EXPENDITURES RECORDED BY SCHOOL AND B) SCHOOL LEVEL EXPENDITURES CENTRALLY RECORDED. FUNCTIONALLY DISTRIBUTED, THESE COSTS ARE AS REPORTED BELOW.

- | | | |
|----------------------------|----------------------------|----------------------------|
| 6100 PUPIL PERSONNEL | 6400 INSTR STAFF TRAINING | 7700 CENTRAL SERVICES |
| 6200 INSTRUCTIONAL MEDIA | 7300 SCHOOL ADMINISTRATION | 7900 OPERATION OF PLANT |
| 6300 INSTR & CURR DEVLPMNT | 7400 FACILITIES ACQ-CONSTR | 8100 MAINTENANCE OF PLANT |
| | | 8200 ADMIN. TECH. SERVICES |
| | | 6500 INSTR. TECH. SERVICES |

FUND- 9
 SCHL- 9814 ADOLESCENT SUBSTANCE ABUSE PRG

PROGRAM CATEGORY	NBR	----- DIRECT -----					TOTAL DIRECT	SCHOOL INDIRECT	SCHOOL COST	DISTRICT INDIRECT	TOTAL
		SALARIES	BENEFITS	PURCHASED SERVICES	MATERIAL SUPPLIES	OTHER EXPENSES					
4-8 BASIC	102	56	80			136		136		136	
9-12 BASIC	103	987	437			1424		1424		1424	
BASIC		1043	518			1561		1561		1561	
4-8 BASIC W/ESE 112		58	44			102		102		102	
9-12 BASIC W/ES 113		142	113			255		255		255	
ESE		200	157			357		357		357	
TOTAL FOR FEFP		1243	675			1918		1918		1918	
FOOD SERVICE TRANSPORTATION											

THOSE COSTS REPORTED IN THE COLUMN TITLED -SCHOOL INDIRECT- ARE DERIVED FROM TWO SOURCES: A) EXPENDITURES RECORDED BY SCHOOL AND B) SCHOOL LEVEL EXPENDITURES CENTRALLY RECORDED. FUNCTIONALLY DISTRIBUTED, THESE COSTS ARE AS REPORTED BELOW.

- | | | |
|----------------------------|----------------------------|----------------------------|
| 6100 PUPIL PERSONNEL | 6400 INSTR STAFF TRAINING | 7700 CENTRAL SERVICES |
| 6200 INSTRUCTIONAL MEDIA | 7300 SCHOOL ADMINISTRATION | 7900 OPERATION OF PLANT |
| 6300 INSTR & CURR DEVLPMNT | 7400 FACILITIES ACQ-CONSTR | 8100 MAINTENANCE OF PLANT |
| | | 8200 ADMIN. TECH. SERVICES |
| | | 6500 INSTR. TECH. SERVICES |

FUND- 9
 SCHL- 9817 MILTON GIRLS JUVENILE RESIDENT

PROGRAM CATEGORY	NBR	DIRECT				TOTAL DIRECT	SCHOOL INDIRECT	SCHOOL COST	DISTRICT INDIRECT	TOTAL
		SALARIES	BENEFITS	PURCHASED SERVICES	MATERIAL SUPPLIES					
4-8 BASIC	102	452	135			587			587	587
9-12 BASIC	103	1623	490			2113			2113	2113
BASIC		2075	625			2701			2701	2701
4-8 BASIC W/ESE	112	442	115			557			557	557
9-12 BASIC W/ES	113	810	271			1081			1081	1081
ESE		1253	386			1639			1639	1639
TOTAL FOR FEFP		3328	1011			4340			4340	4340

FOOD SERVICE
 TRANSPORTATION

THOSE COSTS REPORTED IN THE COLUMN TITLED -SCHOOL INDIRECT- ARE DERIVED FROM TWO SOURCES: A) EXPENDITURES RECORDED BY SCHOOL AND B) SCHOOL LEVEL EXPENDITURES CENTRALLY RECORDED. FUNCTIONALLY DISTRIBUTED, THESE COSTS ARE AS REPORTED BELOW.

- | | | |
|----------------------------|----------------------------|----------------------------|
| 6100 PUPIL PERSONNEL | 6400 INSTR STAFF TRAINING | 7700 CENTRAL SERVICES |
| 6200 INSTRUCTIONAL MEDIA | 7300 SCHOOL ADMINISTRATION | 7900 OPERATION OF PLANT |
| 6300 INSTR & CURR DEVLPMNT | 7400 FACILITIES ACQ-CONSTR | 8100 MAINTENANCE OF PLANT |
| | | 8200 ADMIN. TECH. SERVICES |
| | | 6500 INSTR. TECH. SERVICES |

FUND- 9
 SCHL- 9818 N. W. FLORIDA BALLET ACADEMIE

PROGRAM CATEGORY	NBR	----- DIRECT -----							TOTAL DIRECT	SCHOOL INDIRECT	SCHOOL COST	DISTRICT INDIRECT	TOTAL
		SALARIES	BENEFITS	PURCHASED SERVICES	MATERIAL SUPPLIES	OTHER EXPENSES	CAPITAL OUTLAY						
K-3 BASIC	101	94	412					506		506		506	
4-8 BASIC	102	3280	821					4102		4102		4102	
BASIC		3374	1233					4608		4608		4608	
TOTAL FOR FEFP		3374	1233					4608		4608		4608	
FOOD SERVICE													
TRANSPORTATION													

THOSE COSTS REPORTED IN THE COLUMN TITLED -SCHOOL INDIRECT- ARE DERIVED FROM TWO SOURCES: A) EXPENDITURES RECORDED BY SCHOOL AND B) SCHOOL LEVEL EXPENDITURES CENTRALLY RECORDED. FUNCTIONALLY DISTRIBUTED, THESE COSTS ARE AS REPORTED BELOW.

- | | | |
|----------------------------|----------------------------|----------------------------|
| 6100 PUPIL PERSONNEL | 6400 INSTR STAFF TRAINING | 7700 CENTRAL SERVICES |
| 6200 INSTRUCTIONAL MEDIA | 7300 SCHOOL ADMINISTRATION | 7900 OPERATION OF PLANT |
| 6300 INSTR & CURR DEVLPMNT | 7400 FACILITIES ACQ-CONSTR | 8100 MAINTENANCE OF PLANT |
| | | 8200 ADMIN. TECH. SERVICES |
| | | 6500 INSTR. TECH. SERVICES |

FUND- 9
 SCHL- 9819 TEACHING ADJUDICATED YOUTH FAC

PROGRAM CATEGORY	NBR	DIRECT							TOTAL DIRECT	SCHOOL INDIRECT	SCHOOL COST	DISTRICT INDIRECT	TOTAL
		SALARIES	BENEFITS	PURCHASED SERVICES	MATERIAL SUPPLIES	OTHER EXPENSES	CAPITAL OUTLAY						
9-12 BASIC	103	247	48					295		295		295	
BASIC		247	48					295		295		295	
9-12 BASIC W/ES	113	117	21					138		138		138	
ESE		117	21					138		138		138	
TOTAL FOR FEFP		364	69					433		433		433	

FOOD SERVICE
 TRANSPORTATION

THOSE COSTS REPORTED IN THE COLUMN TITLED -SCHOOL INDIRECT- ARE DERIVED FROM TWO SOURCES: A) EXPENDITURES RECORDED BY SCHOOL AND B) SCHOOL LEVEL EXPENDITURES CENTRALLY RECORDED. FUNCTIONALLY DISTRIBUTED, THESE COSTS ARE AS REPORTED BELOW.

6100 PUPIL PERSONNEL	6400 INSTR STAFF TRAINING	7700 CENTRAL SERVICES
6200 INSTRUCTIONAL MEDIA	7300 SCHOOL ADMINISTRATION	7900 OPERATION OF PLANT
6300 INSTR & CURR DEVLPMNT	7400 FACILITIES ACQ-CONSTR	8100 MAINTENANCE OF PLANT
		8200 ADMIN. TECH. SERVICES
		6500 INSTR. TECH. SERVICES

FUND- 9
 SCHL- 9820 OKALOOSA BLENDED SCHOOLS

----- PROGRAM -----		----- DIRECT -----							SCHOOL	SCHOOL	DISTRICT	TOTAL
CATEGORY	NBR	SALARIES	BENEFITS	PURCHASED SERVICES	MATERIAL SUPPLIES	OTHER EXPENSES	CAPITAL OUTLAY	TOTAL DIRECT	INDIRECT	COST	INDIRECT	TOTAL
K-3 BASIC	101								423	423		423
4-8 BASIC	102								305	305		305
BASIC									729	729		729
4-8 BASIC W/ESE	112								5	5		5
ESE									5	5		5
TOTAL FOR FEFP									734	734		734
FOOD SERVICE												
TRANSPORTATION												

THOSE COSTS REPORTED IN THE COLUMN TITLED -SCHOOL INDIRECT- ARE DERIVED FROM TWO SOURCES: A) EXPENDITURES RECORDED BY SCHOOL AND B) SCHOOL LEVEL EXPENDITURES CENTRALLY RECORDED. FUNCTIONALLY DISTRIBUTED, THESE COSTS ARE AS REPORTED BELOW.

- | | | |
|----------------------------|----------------------------|----------------------------|
| 6100 PUPIL PERSONNEL | 6400 INSTR STAFF TRAINING | 7700 CENTRAL SERVICES |
| 6200 INSTRUCTIONAL MEDIA | 7300 SCHOOL ADMINISTRATION | 7900 OPERATION OF PLANT |
| 6300 INSTR & CURR DEVLPMNT | 7400 FACILITIES ACQ-CONSTR | 8100 MAINTENANCE OF PLANT |
| | | 8200 ADMIN. TECH. SERVICES |
| | | 6500 INSTR. TECH. SERVICES |

School District of Okaloosa County



EXHIBIT K-15

Schedule 4, District Aggregate Program Cost Report **General Fund**

For the Fiscal Year Ended June 30, 2011

Revised February 14, 2012

FUND- 1
 SCHL- 0000 DISTRICT OKALOOSA

PROGRAM		DIRECT										
PROGRAM	NBR	SALARIES	BENEFITS	PURCHASED SERVICES	MATERIAL SUPPLIES	OTHER EXPENSES	CAPITAL OUTLAY	TOTAL DIRECT	SCHOOL INDIRECT	SCHOOL COST	DISTRICT INDIRECT	TOTAL
K-3 BASIC	101	21149929	6244662	1752957	752121	394593	55736	30350001	11505323	41855324	2167017	44022341
4-8 BASIC	102	22009797	6316726	2098759	958891	448932	78138	31911247	13747690	45658937	2239824	47898761
9-12 BASIC	103	17163172	4923958	1734853	1075585	330067	111190	25338828	10212740	35551568	1729530	37281098
BASIC		60322898	17485348	5586570	2786599	1173593	245066	87600076	35465753	123065830	6136371	129202202
ESOL	130	1237008	355988	100613	48414	21800	3184	1767011	690055	2457067	124109	2581176
ESOL		1237008	355988	100613	48414	21800	3184	1767011	690055	2457067	124109	2581176
PK-3 BASIC W/ES	111	5400916	1763936	502697	201933	117790	15245	8002519	3572579	11575099	627552	12202652
4-8 BASIC W/ESE	112	6579357	1971246	648558	291749	139791	25497	9656199	4288566	13944765	706922	14651687
9-12 BASIC W/ES	113	4013683	1159611	435864	256041	77765	30792	5973758	2367914	8341672	422451	8764124
ESE LEVEL 4	254	1122856	399338	136409	75981	45139	21539	1801266	981403	2782670	154807	2937477
ESE LEVEL 5	255	603729	180729	73065	41741	23329	12784	935380	490794	1426175	72397	1498572
ESE		17720543	5474861	1796596	867447	403816	105859	26369124	11701259	38070383	1984130	40054513
VOCATIONAL, 6-12	300	1941779	544779	205921	124997	40601	20177	2878256	1135583	4013839	205763	4219603
VOCATIONAL PGM		1941779	544779	205921	124997	40601	20177	2878256	1135583	4013839	205763	4219603
AGRISCIENCE & N	351	69785	19368	6910	3382	1817	1699	102964	56848	159813	4843	164656
BUSINESS EDUCAT	352	91086	29052	10366	5074	2725	2549	140855	85272	226127	7265	233393
HEALTH SCIENCE	354	351175	131782	47021	23016	12363	11566	576925	386796	963722	32957	996679
INDUSTRIAL	355	377229	164630	58742	28754	15445	14449	659251	483211	1142462	41172	1183635
ADULT PGM		889276	344834	123041	60228	32352	30264	1479997	1012128	2492125	86239	2578364
VOCATIONAL PREP	405	25807	16191	5777	2828	1519	1421	53544	47525	101070	4049	105119
ADULT HANDICAP		25807	16191	5777	2828	1519	1421	53544	47525	101070	4049	105119
TOTAL FOR FEFP		82137314	24222003	7818520	3890514	1673683	405973	120148011	50052304	170200316	8540664	178740980
FOOD SERVICE									41891		29790	
TRANSPORTATION									10928496		178666	

DISTRICT INDIRECT COSTS ARE FUNCTIONALLY DISTRIBUTED AS REPORTED BELOW.

6100 PUPIL PERSONNEL	411906	7100 BOARD OF EDUCATION	1296483	7700 CENTRAL SERVICES	1090935
6200 INSTRUCTIONAL MEDIA	9206	7200 GENERAL ADMINISTRATIO	367677	7900 OPERATION OF PLANT	804433
6300 INSTR & CURR DEVLPMNT	882062	7400 FACILITIES ACQ-CONSTR	207261	8100 MAINTENANCE OF PLANT	496553
6400 INSTR STAFF TRAINING	119729	7500 FISCAL SERVICES	1667850	8200 ADMIN. TECH. SERVICES	1117226
				6500 INSTR. TECH. SERVICES	69336

RECONCILIATION TO ANNUAL FINANCIAL REPORT									
RECREAT & ENRICHMNT	OTHER	NON-PGM CAPITAL	COMMUNITY SERVICE	DEBT SERVICE	FEDERAL INDIRECT	CHARTER SCHOOLS	TOTAL REPORTED	AFR ROUNDING / TOTAL DIFFERENCE	
	274737	56058	1182974			9629770	201063365	201063236	129-

School District of Okaloosa County



EXHIBIT K-15

Schedule 4, District Aggregate Program Cost Report **Special Revenue Funds**

For the Fiscal Year Ended June 30, 2011

Revised February 14, 2012

FUND- 4
 SCHL- 0000 DISTRICT OKALOOSA

PROGRAM		DIRECT										TOTAL	
PROGRAM	NBR	SALARIES	BENEFITS	PURCHASED SERVICES	MATERIAL SUPPLIES	OTHER EXPENSES	CAPITAL OUTLAY	SCHOOL DIRECT	SCHOOL INDIRECT	SCHOOL COST	DISTRICT INDIRECT	TOTAL	
K-3 BASIC	101	1410145	284813	505372	94350	10131	96098	2400912	489882	2890795	305493	3196288	
4-8 BASIC	102	346089	141197	233608	60607	6229	86831	874564	240496	1115060	218258	1333319	
9-12 BASIC	103	35446	27184	11441	44323	155390	125237	399024	31589	430613	136174	566788	
BASIC		1791681	453195	750422	199281	171751	308167	3674500	761968	4436469	659927	5096396	
ESOL	130	17020	17962	29111	4475	1031	6197	75799	27171	102970	17237	120208	
ESOL		17020	17962	29111	4475	1031	6197	75799	27171	102970	17237	120208	
PK-3 BASIC W/ES	111	905220	358569	131798	25121	9162	29167	1459040	481191	1940232	354222	2294455	
4-8 BASIC W/ESE	112	901215	369728	73969	20138	23133	34382	1422568	469726	1892294	358720	2251014	
9-12 BASIC W/ES	113	217003	80477	4573	12037	79922	36199	430213	291995	722208	191350	913559	
ESE LEVEL 4	254	638633	228286	17624	3048	3836	6442	897872	86156	984029	82100	1066129	
ESE LEVEL 5	255	370558	124672	536	902	2870	2077	501618	35363	536982	35018	572001	
ESE		3032632	1161735	228503	61248	118924	108269	4711313	1364433	6075747	1021412	7097159	
VOCATIONAL, 6-12	300	78321	7920	1031	8105	112649	23598	231628	3294	234922	16338	251260	
VOCATIONAL PGM		78321	7920	1031	8105	112649	23598	231628	3294	234922	16338	251260	
AGRISCIENCE & N	351	8	1	66	620	19384	2099	22181		22181	384	22565	
BUSINESS EDUCAT	352	12	2	99	930	29076	3149	33271		33271	576	33848	
HEALTH SCIENCE	354	58	9	452	4221	131892	14284	150919		150919	2616	153536	
INDUSTRIAL	355	72	12	564	5274	164769	17845	188538		188538	3269	191807	
ADULT PGM		152	26	1183	11047	345123	37378	394910		394910	6847	401758	
VOCATIONAL PREP	405	7	1	55	518	16205	1755	18543		18543	321	18864	
ADULT HANDICAP		7	1	55	518	16205	1755	18543		18543	321	18864	
TOTAL FOR FEFP		4919815	1640840	1010308	284675	765686	485366	9106695	2156867	11263562	1722085	12985648	
FOOD SERVICE									9117315		716475		
TRANSPORTATION									6700		43732		

DISTRICT INDIRECT COSTS ARE FUNCTIONALLY DISTRIBUTED AS REPORTED BELOW.

6100 PUPIL PERSONNEL	464476	7100 BOARD OF EDUCATION	7700 CENTRAL SERVICES	1316
6200 INSTRUCTIONAL MEDIA	4880	7200 GENERAL ADMINISTRATIO	7900 OPERATION OF PLANT	
6300 INSTR & CURR DEVLPMNT	1018602	7400 FACILITIES ACQ-CONSTR	8100 MAINTENANCE OF PLANT	
6400 INSTR STAFF TRAINING	221431	7500 FISCAL SERVICES	8200 ADMIN. TECH. SERVICES	
			6500 INSTR. TECH. SERVICES	11376

RECONCILIATION TO ANNUAL FINANCIAL REPORT									
RECREAT & ENRICHMNT	OTHER	NON-PGM CAPITAL	COMMUNITY SERVICE	DEBT SERVICE	FEDERAL INDIRECT	CHARTER SCHOOLS	TOTAL REPORTED	AFR ROUNDING / TOTAL DIFFERENCE	
	467445	95843			696137		24129297	24129289	8-

School District of Okaloosa County



EXHIBIT K-15

Schedule 4, District Aggregate Program Cost Report
ARRA - Stabilization Funds

For the Fiscal Year Ended June 30, 2011
Revised February 14, 2012

FUND- 5
 SCHL- 0000 DISTRICT OKALOOSA

PROGRAM		DIRECT							SCHOOL	SCHOOL	DISTRICT	TOTAL
CATEGORY	NBR	SALARIES	BENEFITS	PURCHASED SERVICES	MATERIAL SUPPLIES	OTHER EXPENSES	CAPITAL OUTLAY	TOTAL DIRECT	INDIRECT	COST	INDIRECT	TOTAL
K-3 BASIC	101	1511067	450700		10418	10005		1982191	10239	1992430	40897	2033328
4-8 BASIC	102	1667624	490401		6669	10259		2174955	9402	2184357	40112	2224470
9-12 BASIC	103	1779696	439324		3099	4187		2226307	3664	2229972	30974	2260947
BASIC		4958388	1380425		20187	24452		6383454	23306	6406761	111985	6518746
ESOL	130	109900	26537		434	621		137494	574	138068	2309	140378
ESOL		109900	26537		434	621		137494	574	138068	2309	140378
PK-3 BASIC W/ES	111	383703	126276		2389	2593		514963	3156	518119	11582	529702
4-8 BASIC W/ESE	112	520053	148420		1840	3201		673516	3020	676536	12575	689112
9-12 BASIC W/ES	113	365788	104154		1150	995		472089	950	473040	7565	480605
ESE LEVEL 4	254	204584	51361		340	824		257111	1228	258339	2837	261176
ESE LEVEL 5	255	33006	27095		191	427		60721	670	61392	1284	62676
ESE		1507136	457309		5914	8041		1978402	9025	1987428	35844	2023272
VOCATIONAL, 6-12	300	3903	52773		574	494		57745	696	58442	3714	62156
VOCATIONAL PGM		3903	52773		574	494		57745	696	58442	3714	62156
AGRISCIENCE & N	351		1915		36			1952		1952		1952
BUSINESS EDUCAT	352		2873		54			2928		2928		2928
HEALTH SCIENCE	354	1	13036		247			13285		13285		13285
INDUSTRIAL	355	105027	16285		309			121622		121622		121622
ADULT PGM		105029	34112		647			139789		139789		139789
VOCATIONAL PREP	405		1601		30			1632		1632		1632
ADULT HANDICAP			1601		30			1632		1632		1632
TOTAL FOR FEFP		6684358	1952759		27788	33610		8698518	33602	8732121	153853	8885975
FOOD SERVICE									18096			
TRANSPORTATION												

DISTRICT INDIRECT COSTS ARE FUNCTIONALLY DISTRIBUTED AS REPORTED BELOW.

6100 PUPIL PERSONNEL	46554	7100 BOARD OF EDUCATION	7700 CENTRAL SERVICES	48221
6200 INSTRUCTIONAL MEDIA		7200 GENERAL ADMINISTRATIO	7900 OPERATION OF PLANT	
6300 INSTR & CURR DEVLPMNT		7400 FACILITIES ACQ-CONSTR	8100 MAINTENANCE OF PLANT	
6400 INSTR STAFF TRAINING		7500 FISCAL SERVICES	8200 ADMIN. TECH. SERVICES	
			6500 INSTR. TECH. SERVICES	
			59076	

RECONCILIATION TO ANNUAL FINANCIAL REPORT									
RECREAT & ENRICHMNT	OTHER	NON-PGM CAPITAL	COMMUNITY SERVICE	DEBT SERVICE	FEDERAL INDIRECT	CHARTER SCHOOLS	TOTAL REPORTED	AFR ROUNDING / TOTAL DIFFERENCE	
					389504		9293576	9293575	1-

School District of Okaloosa County



EXHIBIT K-15

Schedule 4, District Aggregate Program Cost Report **ARRA - Targeted Funds**

For the Fiscal Year Ended June 30, 2011

Revised February 14, 2012

FUND- 6
 SCHL- 0000 DISTRICT OKALOOSA

PROGRAM CATEGORY	NBR	DIRECT						TOTAL DIRECT	SCHOOL INDIRECT	SCHOOL COST	DISTRICT INDIRECT	TOTAL
		SALARIES	BENEFITS	PURCHASED SERVICES	MATERIAL SUPPLIES	OTHER EXPENSES	CAPITAL OUTLAY					
K-3 BASIC	101	119004	35017	16707	26778	2235	29070	228813	3305	232119	244199	476318
4-8 BASIC	102	296892	103957	8517	32150	3401	11371	456291	22861	479152	244349	723502
9-12 BASIC	103	20186	8955		7952	984		38080	14889	52969	1272	54242
BASIC		436083	147930	25225	66882	6621	40441	723185	41056	764241	489821	1254063
ESOL	130	14667	3686	865	1507	115	1307	22151	535	22686	21044	43731
ESOL		14667	3686	865	1507	115	1307	22151	535	22686	21044	43731
PK-3 BASIC W/ES	111	862544	203607	95824	55084	2256	78479	1297797	10919	1308717	223642	1532359
4-8 BASIC W/ESE	112	444963	159223	67716	59612	2737	77683	811937	39594	851531	235771	1087302
9-12 BASIC W/ES	113	62931	21197	19864	29593	1130	40254	174972	73721	248693	89551	338244
ESE LEVEL 4	254	245525	48114	25146	12324	495	18042	349649	1728	351377	49356	400734
ESE LEVEL 5	255	31072	18174	9867	5560	228	7831	72734	76	72811	17634	90445
ESE		1647038	450317	218419	162175	6849	222290	2707091	126039	2833131	615955	3449086
VOCATIONAL,6-12	300	3348	1482		886	98		5817	2600	8418	127	8546
VOCATIONAL PGM		3348	1482		886	98		5817	2600	8418	127	8546
TOTAL FOR FEFP		2101137	603417	244510	231452	13685	264039	3458245	170231	3628477	1126949	4755427

FOOD SERVICE
 TRANSPORTATION

DISTRICT INDIRECT COSTS ARE FUNCTIONALLY DISTRIBUTED AS REPORTED BELOW.

6100 PUPIL PERSONNEL	9748	7100 BOARD OF EDUCATION	7700 CENTRAL SERVICES
6200 INSTRUCTIONAL MEDIA		7200 GENERAL ADMINISTRATIO	7900 OPERATION OF PLANT
6300 INSTR & CURR DEVLPMNT	1091550	7400 FACILITIES ACQ-CONSTR	8100 MAINTENANCE OF PLANT
6400 INSTR STAFF TRAINING	25649	7500 FISCAL SERVICES	8200 ADMIN. TECH. SERVICES
			6500 INSTR. TECH. SERVICES

-----RECONCILIATION TO ANNUAL FINANCIAL REPORT-----									
RECREAT & ENRICHMNT	OTHER	NON-PGM CAPITAL	COMMUNITY SERVICE	DEBT SERVICE	FEDERAL INDIRECT	CHARTER SCHOOLS	TOTAL REPORTED	AFR	ROUNDING / TOTAL DIFFERENCE
					180312		4935739	4935742	3

School District of Okaloosa County



EXHIBIT K-15

Schedule 4, District Aggregate Program Cost Report **ARRA - Race To The Top Funds**

For the Fiscal Year Ended June 30, 2011

Revised February 14, 2012

FUND- 8
 SCHL- 0000 DISTRICT OKALOOSA

----- PROGRAM -----		----- DIRECT -----						SCHOOL	SCHOOL	DISTRICT	TOTAL	
CATEGORY	NBR	SALARIES	BENEFITS	PURCHASED SERVICES	MATERIAL SUPPLIES	OTHER EXPENSES	CAPITAL OUTLAY	TOTAL DIRECT	INDIRECT	COST	INDIRECT	TOTAL
K-3 BASIC	101						45642	45642		45642	154013	199656
4-8 BASIC	102						45105	45105		45105	152202	197308
9-12 BASIC	103						34716	34716		34716	117143	151859
BASIC							125464	125464		125464	423360	548825
ESOL	130						2581	2581		2581	8709	11290
ESOL							2581	2581		2581	8709	11290
PK-3 BASIC W/ES	111						12926	12926		12926	43617	56544
4-8 BASIC W/ESE	112						14236	14236		14236	48037	62273
9-12 BASIC W/ES	113						8495	8495		8495	28667	37162
ESE LEVEL 4	254						3166	3166		3166	10683	13850
ESE LEVEL 5	255						1458	1458		1458	4921	6380
ESE							40282	40282		40282	135928	176211
VOCATIONAL, 6-12	300						4145	4145		4145	13987	18132
VOCATIONAL PGM							4145	4145		4145	13987	18132
AGRISCIENCE & N	351						97	97		97	329	426
BUSINESS EDUCAT	352						146	146		146	493	640
HEALTH SCIENCE	354						663	663		663	2240	2904
INDUSTRIAL	355						829	829		829	2798	3627
ADULT PGM							1737	1737		1737	5861	7599
VOCATIONAL PREP	405						81	81		81	275	356
ADULT HANDICAP							81	81		81	275	356
TOTAL FOR FEFP							174292	174292		174292	588123	762415
FOOD SERVICE												
TRANSPORTATION												

DISTRICT INDIRECT COSTS ARE FUNCTIONALLY DISTRIBUTED AS REPORTED BELOW.

6100 PUPIL PERSONNEL	7100 BOARD OF EDUCATION	7700 CENTRAL SERVICES
6200 INSTRUCTIONAL MEDIA	7200 GENERAL ADMINISTRATIO	7900 OPERATION OF PLANT
6300 INSTR & CURR DEVLPMNT	28306 7400 FACILITIES ACQ-CONSTR	8100 MAINTENANCE OF PLANT
6400 INSTR STAFF TRAINING	33714 7500 FISCAL SERVICES	8200 ADMIN. TECH. SERVICES
		6500 INSTR. TECH. SERVICES 526101

-----RECONCILIATION TO ANNUAL FINANCIAL REPORT-----									
RECREAT & ENRICHMNT	OTHER	NON-PGM CAPITAL	COMMUNITY SERVICE	DEBT SERVICE	FEDERAL INDIRECT	CHARTER SCHOOLS	TOTAL REPORTED	AFR ROUNDING / TOTAL DIFFERENCE	
					5875		768290	768292	2

School District of Okaloosa County




EXHIBIT K-15

Schedule 4, District Aggregate Program Cost Report
ARRA - Education Jobs Funds

For the Fiscal Year Ended June 30, 2011
Revised February 14, 2012

FUND- 9
 SCHL- 0000 DISTRICT OKALOOSA

----- PROGRAM -----		----- DIRECT -----							SCHOOL	SCHOOL	DISTRICT	TOTAL
CATEGORY	NBR	SALARIES	BENEFITS	PURCHASED SERVICES	MATERIAL SUPPLIES	OTHER EXPENSES	CAPITAL OUTLAY	TOTAL DIRECT	INDIRECT	COST	INDIRECT	TOTAL
K-3 BASIC	101	1124044	342762					1466806	6424	1473230		1473230
4-8 BASIC	102	1081330	324980					1406310	52816	1459127		1459127
9-12 BASIC	103	758857	301364					1060221	43177	1103399		1103399
BASIC		2964231	969107					3933338	102418	4035757		4035757
ESOL	130	47950	20535					68486	1333	69819		69819
ESOL		47950	20535					68486	1333	69819		69819
PK-3 BASIC W/ES	111	330086	97563					427649	2112	429762		429762
4-8 BASIC W/ESE	112	363171	103076					466247	16638	482885		482885
9-12 BASIC W/ES	113	266099	68332					334431	11450	345882		345882
ESE LEVEL 4	254	124671	24162					148834	424	149258		149258
ESE LEVEL 5	255	27337	11085					38422	462	38884		38884
ESE		1111366	304219					1415586	31087	1446673		1446673
VOCATIONAL,6-12	300	231520	34400					265921	4664	270585		270585
VOCATIONAL PGM		231520	34400					265921	4664	270585		270585
TOTAL FOR FEFP		4355068	1328262					5683331	139503	5822835		5822835

FOOD SERVICE
 TRANSPORTATION

DISTRICT INDIRECT COSTS ARE FUNCTIONALLY DISTRIBUTED AS REPORTED BELOW.

- | | | |
|----------------------------|----------------------------|----------------------------|
| 6100 PUPIL PERSONNEL | 7100 BOARD OF EDUCATION | 7700 CENTRAL SERVICES |
| 6200 INSTRUCTIONAL MEDIA | 7200 GENERAL ADMINISTRATIO | 7900 OPERATION OF PLANT |
| 6300 INSTR & CURR DEVLPMNT | 7400 FACILITIES ACQ-CONSTR | 8100 MAINTENANCE OF PLANT |
| 6400 INSTR STAFF TRAINING | 7500 FISCAL SERVICES | 8200 ADMIN. TECH. SERVICES |
| | | 6500 INSTR. TECH. SERVICES |

-----RECONCILIATION TO ANNUAL FINANCIAL REPORT-----									
RECREAT & ENRICHMNT	OTHER	NON-PGM CAPITAL	COMMUNITY SERVICE	DEBT SERVICE	FEDERAL INDIRECT	CHARTER SCHOOLS	TOTAL REPORTED	AFR	ROUNDING / TOTAL DIFFERENCE
							5822835	5822833	2-