

School District of Okaloosa County





EXHIBIT K-14

Schedule 3, School Program Cost Report
General Fund / Special Revenue Funds

EXHIBIT K-15

Schedule 4, District Aggregate Program Cost Report
General Fund / Special Revenue Funds

For the Fiscal Year Ended June 30, 2010



School District of Okaloosa County
PROGRAM COST REPORT
For the Fiscal Year Ended June 30, 2010

September 13, 2010

Table of Contents

I. Exhibit K-14: Schedule 3, School Program Cost Report	
General Fund.....	1-53
II. Exhibit K-14: Schedule 3, School Program Cost Report	
Special Revenue Funds.....	54-100
ARRA - Stabilization Funds.....	101-148
ARRA - Targeted Funds.....	149-198
ARRA - Other Stimulus Funds.....	199-200
III. Exhibit K-15: Schedule 4, District Aggregate Program Cost Report	
General Fund.....	201
IV. Exhibit K-15: Schedule 4, District Aggregate Program Cost Report	
Special Revenue Funds.....	202
ARRA - Stabilization Funds.....	203
ARRA - Targeted Funds.....	204
ARRA - Other Stimulus Funds.....	205

School District of Okaloosa County




EXHIBIT K-14

Schedule 3, School Program Cost Report General Fund

For the Fiscal Year Ended June 30, 2010

FUND- 1
 SCHL- 0031 EDWINS ELEMENTARY SCHOOL

PROGRAM CATEGORY	NBR	DIRECT						TOTAL DIRECT	SCHOOL INDIRECT	SCHOOL COST	DISTRICT INDIRECT	TOTAL
		SALARIES	BENEFITS	PURCHASED SERVICES	MATERIAL SUPPLIES	OTHER EXPENSES	CAPITAL OUTLAY					
K-3 BASIC	101	862903	259382	64988	26166	16120	4732	1234293	412726	1647019	81343	1728363
4-8 BASIC	102	296264	96859	24268	9771	6019	1767	434949	170878	605827	31684	637512
BASIC		1159168	356241	89256	35937	22139	6499	1669243	583604	2252847	113028	2365875
ESOL	130	51793	15021	3763	1515	933	274	73302	24000	97303	4718	102021
ESOL		51793	15021	3763	1515	933	274	73302	24000	97303	4718	102021
PK-3 BASIC W/ES	111	242044	82881	20766	8361	5151	1512	360716	139069	499785	26553	526339
4-8 BASIC W/ESE	112	127330	39874	9990	4022	2478	727	184422	70677	255100	13069	268170
ESE LEVEL 4	254	34106	14530	3640	1465	903	265	54911	25809	80721	4766	85488
ESE		403481	137286	34397	13849	8532	2504	600051	235556	835608	44389	879998
TOTAL FOR FEFP		1614443	508550	127417	51302	31605	9277	2342597	843161	3185759	162136	3347895
FOOD SERVICE									1077		1432	
TRANSPORTATION									172286		3869	

THOSE COSTS REPORTED IN THE COLUMN TITLED -SCHOOL INDIRECT- ARE DERIVED FROM TWO SOURCES: A) EXPENDITURES RECORDED BY SCHOOL AND B) SCHOOL LEVEL EXPENDITURES CENTRALLY RECORDED. FUNCTIONALLY DISTRIBUTED, THESE COSTS ARE AS REPORTED BELOW.

6100 PUPIL PERSONNEL	88840	6400 INSTR STAFF TRAINING	4599	7700 CENTRAL SERVICES	30862
6200 INSTRUCTIONAL MEDIA	38158	7300 SCHOOL ADMINISTRATION	230230	7900 OPERATION OF PLANT	223065
6300 INSTR & CURR DEVLPMNT	49528	7400 FACILITIES ACQ-CONSTR		8100 MAINTENANCE OF PLANT	136544
				8200 ADMIN. TECH. SERVICES	31295
				6500 INSTR. TECH. SERVICES	10034

FUND- 1
 SCHL- 0041 BAKER SCHOOL

PROGRAM CATEGORY	NBR	DIRECT						TOTAL DIRECT	SCHOOL INDIRECT	SCHOOL COST	DISTRICT INDIRECT	TOTAL
		SALARIES	BENEFITS	PURCHASED SERVICES	MATERIAL SUPPLIES	OTHER EXPENSES	CAPITAL OUTLAY					
K-3 BASIC	101	1003093	261138	65083	35369	12924	2661	1380270	413619	1793890	80590	1874480
4-8 BASIC	102	1333978	380362	94797	51517	18824	3876	1883357	672935	2556292	122809	2679101
9-12 BASIC	103	1081649	281349	70120	38107	13924	2867	1488018	499375	1987393	90965	2078358
BASIC		3418720	922849	230000	124994	45673	9406	4751645	1585930	6337576	294364	6631940
ESOL	130	4555	1621	404	219	80	16	6898	2878	9776	524	10301
ESOL		4555	1621	404	219	80	16	6898	2878	9776	524	10301
PK-3 BASIC W/ES	111	307072	84945	21170	11505	4204	865	429764	138579	568344	26525	594870
4-8 BASIC W/ESE	112	270887	85663	21349	11602	4239	873	394616	151723	546339	27671	574011
9-12 BASIC W/ES	113	276366	83183	20731	11266	4116	847	396513	147645	544158	26894	571053
ESE LEVEL 4	254	9970	5582	1391	756	276	56	18034	9909	27943	1805	29748
ESE LEVEL 5	255	15707	11306	2817	1531	559	115	32037	20067	52105	3655	55761
ESE		880004	270682	67461	36662	13396	2758	1270966	467926	1738892	86552	1825445
VOCATIONAL, 6-12	300	94639	27244	6790	3690	1348	277	133989	48356	182346	8808	191155
VOCATIONAL PGM		94639	27244	6790	3690	1348	277	133989	48356	182346	8808	191155
TOTAL FOR FEFP		4397919	1222398	304656	165566	60498	12459	6163500	2105092	8268592	390250	8658842
FOOD SERVICE									322		4027	
TRANSPORTATION									482571		10877	

THOSE COSTS REPORTED IN THE COLUMN TITLED -SCHOOL INDIRECT- ARE DERIVED FROM TWO SOURCES: A) EXPENDITURES RECORDED BY SCHOOL AND B) SCHOOL LEVEL EXPENDITURES CENTRALLY RECORDED. FUNCTIONALLY DISTRIBUTED, THESE COSTS ARE AS REPORTED BELOW.

6100 PUPIL PERSONNEL	224979	6400 INSTR STAFF TRAINING	6555	7700 CENTRAL SERVICES	73066
6200 INSTRUCTIONAL MEDIA	74376	7300 SCHOOL ADMINISTRATION	548416	7900 OPERATION OF PLANT	590382
6300 INSTR & CURR DEVLPMNT	132806	7400 FACILITIES ACQ-CONSTR		8100 MAINTENANCE OF PLANT	356410
				8200 ADMIN. TECH. SERVICES	74090
				6500 INSTR. TECH. SERVICES	24007

FUND- 1
 SCHL- 0051 BOB SIKES ELEMENTARY SCHOOL

PROGRAM CATEGORY	NBR	DIRECT						TOTAL DIRECT	SCHOOL INDIRECT	SCHOOL COST	DISTRICT INDIRECT	TOTAL
		SALARIES	BENEFITS	PURCHASED SERVICES	MATERIAL SUPPLIES	OTHER EXPENSES	CAPITAL OUTLAY					
K-3 BASIC	101	1143080	316798	82877	34483	23505	1358	1602104	572526	2174630	115540	2290171
4-8 BASIC	102	382228	124593	32595	13562	9244	534	562758	252645	815404	47519	862924
BASIC		1525308	441391	115472	48046	32750	1893	2164863	825172	2990035	163060	3153095
ESOL	130	9991	2544	665	276	188	10	13678	4971	18649	956	19606
ESOL		9991	2544	665	276	188	10	13678	4971	18649	956	19606
PK-3 BASIC W/ES	111	333045	98963	25889	10772	7342	424	476438	193273	669712	37184	706896
4-8 BASIC W/ESE	112	175568	53094	13889	5779	3939	227	252499	107832	360331	20262	380594
ESE LEVEL 4	254	19086	6354	1662	691	471	27	28294	12959	41254	2429	43683
ESE		527701	158412	41442	17243	11753	679	757232	314065	1071297	59876	1131174
TOTAL FOR FEFP		2063001	602348	157580	65566	44692	2583	2935774	1144208	4079982	223893	4303876
FOOD SERVICE									966		2313	
TRANSPORTATION									276535		6249	

THOSE COSTS REPORTED IN THE COLUMN TITLED -SCHOOL INDIRECT- ARE DERIVED FROM TWO SOURCES: A) EXPENDITURES RECORDED BY SCHOOL AND B) SCHOOL LEVEL EXPENDITURES CENTRALLY RECORDED. FUNCTIONALLY DISTRIBUTED, THESE COSTS ARE AS REPORTED BELOW.

6100 PUPIL PERSONNEL	118323	6400 INSTR STAFF TRAINING	3821	7700 CENTRAL SERVICES	42586
6200 INSTRUCTIONAL MEDIA	50252	7300 SCHOOL ADMINISTRATION	304189	7900 OPERATION OF PLANT	351585
6300 INSTR & CURR DEVLPMNT	53562	7400 FACILITIES ACQ-CONSTR	4516	8100 MAINTENANCE OF PLANT	158338
				8200 ADMIN. TECH. SERVICES	43183
				6500 INSTR. TECH. SERVICES	13846

FUND- 1
 SCHL- 0082 MEIGS MIDDLE SCHOOL

PROGRAM CATEGORY	NBR	DIRECT					TOTAL DIRECT	SCHOOL INDIRECT	SCHOOL COST	DISTRICT INDIRECT	TOTAL	
		SALARIES	BENEFITS	PURCHASED SERVICES	MATERIAL SUPPLIES	OTHER EXPENSES						CAPITAL OUTLAY
4-8 BASIC	102	1557903	391234	131470	74188	22617	649	2178064	1078600	3256665	129270	3385935
BASIC		1557903	391234	131470	74188	22617	649	2178064	1078600	3256665	129270	3385935
ESOL	130	8994	2899	974	549	167	4	13590	7993	21583	957	22541
ESOL		8994	2899	974	549	167	4	13590	7993	21583	957	22541
4-8 BASIC W/ESE	112	428566	107307	36059	20348	6203	178	598663	295839	894502	35456	929959
ESE LEVEL 4	254	22283	6805	2287	1290	393	11	33071	18763	51834	2248	54083
ESE		450849	114113	38346	21639	6597	189	631735	314602	946337	37704	984042
TOTAL FOR FEFP		2017747	508247	170791	96377	29382	843	2823390	1401196	4224586	167932	4392519
FOOD SERVICE									1416		1989	
TRANSPORTATION									247655		5373	

THOSE COSTS REPORTED IN THE COLUMN TITLED -SCHOOL INDIRECT- ARE DERIVED FROM TWO SOURCES: A) EXPENDITURES RECORDED BY SCHOOL AND B) SCHOOL LEVEL EXPENDITURES CENTRALLY RECORDED. FUNCTIONALLY DISTRIBUTED, THESE COSTS ARE AS REPORTED BELOW.

6100 PUPIL PERSONNEL	92821	6400 INSTR STAFF TRAINING	2785	7700 CENTRAL SERVICES	31046
6200 INSTRUCTIONAL MEDIA	53289	7300 SCHOOL ADMINISTRATION	478782	7900 OPERATION OF PLANT	422746
6300 INSTR & CURR DEVLPMNT	88487	7400 FACILITIES ACQ-CONSTR		8100 MAINTENANCE OF PLANT	189660
				8200 ADMIN. TECH. SERVICES	31481
				6500 INSTR. TECH. SERVICES	10094

FUND- 1
 SCHL- 0092 SHOAL RIVER MIDDLE SCHOOL

----- PROGRAM -----		----- DIRECT -----						TOTAL	SCHOOL	SCHOOL	DISTRICT	TOTAL
CATEGORY	NBR	SALARIES	BENEFITS	PURCHASED SERVICES	MATERIAL SUPPLIES	OTHER EXPENSES	CAPITAL OUTLAY	DIRECT	INDIRECT	COST	INDIRECT	
4-8 BASIC	102	1801329	507656	50063	79285	29796	1552	2469683	1096344	3566028	180911	3746940
BASIC		1801329	507656	50063	79285	29796	1552	2469683	1096344	3566028	180911	3746940
ESOL	130	3825	1372	135	214	80	4	5632	2963	8596	489	9085
ESOL		3825	1372	135	214	80	4	5632	2963	8596	489	9085
4-8 BASIC W/ESE	112	650827	179830	17734	28085	10554	550	887582	388365	1275947	64085	1340033
ESE LEVEL 4	254	2489	735	72	114	43	2	3457	1588	5046	262	5308
ESE LEVEL 5	255	13551	5900	581	921	346	18	21319	12741	34061	2102	36163
ESE		666868	186465	18388	29122	10944	570	912359	402695	1315055	66450	1381505
TOTAL FOR FEFP		2472023	695494	68587	108622	40821	2127	3387676	1502004	4889680	247850	5137531
FOOD SERVICE									807		2615	
TRANSPORTATION									316251		7064	

THOSE COSTS REPORTED IN THE COLUMN TITLED -SCHOOL INDIRECT- ARE DERIVED FROM TWO SOURCES: A) EXPENDITURES RECORDED BY SCHOOL AND B) SCHOOL LEVEL EXPENDITURES CENTRALLY RECORDED. FUNCTIONALLY DISTRIBUTED, THESE COSTS ARE AS REPORTED BELOW.

6100 PUPIL PERSONNEL	114065	6400 INSTR STAFF TRAINING	4111	7700 CENTRAL SERVICES	45821
6200 INSTRUCTIONAL MEDIA	64552	7300 SCHOOL ADMINISTRATION	541268	7900 OPERATION OF PLANT	439546
6300 INSTR & CURR DEVLPMNT	85095	7400 FACILITIES ACQ-CONSTR		8100 MAINTENANCE OF PLANT	146182
				8200 ADMIN. TECH. SERVICES	46463
				6500 INSTR. TECH. SERVICES	14898

FUND- 1
 SCHL- 0121 RUCKEL MIDDLE SCHOOL

PROGRAM CATEGORY	NBR	DIRECT						TOTAL DIRECT	SCHOOL INDIRECT	SCHOOL COST	DISTRICT INDIRECT	TOTAL
		SALARIES	BENEFITS	PURCHASED SERVICES	MATERIAL SUPPLIES	OTHER EXPENSES	CAPITAL OUTLAY					
4-8 BASIC	102	1944446	494491	162736	85905	34986	14830	2737396	1171215	3908612	183306	4091918
BASIC		1944446	494491	162736	85905	34986	14830	2737396	1171215	3908612	183306	4091918
ESOL	130	6492	1741	572	302	123	52	9284	4123	13407	645	14053
ESOL		6492	1741	572	302	123	52	9284	4123	13407	645	14053
4-8 BASIC W/ESE	112	585158	142491	46893	24754	10081	4273	813653	337495	1151149	52821	1203970
ESE LEVEL 4	254	16883	4270	1405	741	302	128	23732	10115	33848	1583	35431
ESE LEVEL 5	255	12321	3767	1239	654	266	113	18362	8923	27286	1396	28683
ESE		614363	150530	49539	26150	10650	4514	855748	356535	1212284	55801	1268085
TOTAL FOR FEFP		2565301	646763	212848	112358	45759	19397	3602429	1531874	5134304	239753	5374057
FOOD SERVICE									2495		2782	
TRANSPORTATION									342293		7515	

THOSE COSTS REPORTED IN THE COLUMN TITLED -SCHOOL INDIRECT- ARE DERIVED FROM TWO SOURCES: A) EXPENDITURES RECORDED BY SCHOOL AND B) SCHOOL LEVEL EXPENDITURES CENTRALLY RECORDED. FUNCTIONALLY DISTRIBUTED, THESE COSTS ARE AS REPORTED BELOW.

6100 PUPIL PERSONNEL	215315	6400 INSTR STAFF TRAINING	4074	7700 CENTRAL SERVICES	44324
6200 INSTRUCTIONAL MEDIA	13837	7300 SCHOOL ADMINISTRATION	471576	7900 OPERATION OF PLANT	428291
6300 INSTR & CURR DEVLPMNT	96541	7400 FACILITIES ACQ-CONSTR	2387	8100 MAINTENANCE OF PLANT	196167
				8200 ADMIN. TECH. SERVICES	44945
				6500 INSTR. TECH. SERVICES	14411

FUND- 1
 SCHL- 0131 DESTIN ELEMENTARY

----- PROGRAM -----		----- DIRECT -----										
-----	-----			PURCHASED	MATERIAL	OTHER	CAPITAL	TOTAL	SCHOOL	SCHOOL	DISTRICT	
CATEGORY	NBR	SALARIES	BENEFITS	SERVICES	SUPPLIES	EXPENSES	OUTLAY	DIRECT	INDIRECT	COST	INDIRECT	TOTAL
K-3 BASIC	101	1604735	443882	113157	49150	23249	2155	2236331	654019	2890350	138262	3028612
4-8 BASIC	102	617063	191682	48864	21224	10040	930	889806	315103	1204910	62411	1267321
BASIC		2221799	635565	162022	70375	33289	3086	3126138	969122	4095260	200673	4295934
ESOL	130	134735	37954	9675	4202	1987	184	188739	56287	245027	11852	256879
ESOL		134735	37954	9675	4202	1987	184	188739	56287	245027	11852	256879
PK-3 BASIC W/ES	111	293498	97530	24862	10799	5108	473	432272	151097	583370	30991	614361
4-8 BASIC W/ESE	112	163454	53576	13658	5932	2806	260	239687	88282	327970	17461	345431
ESE LEVEL 4	254	19831	4981	1269	551	260	24	26919	8269	35188	1628	36817
ESE		476783	156088	39790	17283	8175	757	698879	247649	946529	50081	996610
TOTAL FOR FEFP		2833318	829607	211488	91861	43453	4028	4013757	1273059	5286816	262607	5549424
FOOD SERVICE									1434		2733	
TRANSPORTATION									329518		7383	

THOSE COSTS REPORTED IN THE COLUMN TITLED -SCHOOL INDIRECT- ARE DERIVED FROM TWO SOURCES: A) EXPENDITURES RECORDED BY SCHOOL AND B) SCHOOL LEVEL EXPENDITURES CENTRALLY RECORDED. FUNCTIONALLY DISTRIBUTED, THESE COSTS ARE AS REPORTED BELOW.

6100 PUPIL PERSONNEL	106201	6400 INSTR STAFF TRAINING	4499	7700 CENTRAL SERVICES	50143
6200 INSTRUCTIONAL MEDIA	74245	7300 SCHOOL ADMINISTRATION	300082	7900 OPERATION OF PLANT	388166
6300 INSTR & CURR DEVLPMNT	129428	7400 FACILITIES ACQ-CONSTR		8100 MAINTENANCE OF PLANT	153141
				8200 ADMIN. TECH. SERVICES	50846
				6500 INSTR. TECH. SERVICES	16304

FUND- 1
 SCHL- 0151 EDGE ELEMENTARY

PROGRAM CATEGORY	NBR	DIRECT						TOTAL DIRECT	SCHOOL INDIRECT	SCHOOL COST	DISTRICT INDIRECT	TOTAL
		SALARIES	BENEFITS	PURCHASED SERVICES	MATERIAL SUPPLIES	OTHER EXPENSES	CAPITAL OUTLAY					
K-3 BASIC	101	784535	223045	54949	30481	13989	1628	1108629	422784	1531414	78560	1609975
4-8 BASIC	102	431634	116968	28816	15984	7336	854	601593	251749	853343	43120	896464
BASIC		1216169	340013	83765	46465	21326	2482	1710223	674534	2384758	121681	2506439
ESOL	130	9928	2377	585	324	149	17	13383	4493	17876	836	18713
ESOL		9928	2377	585	324	149	17	13383	4493	17876	836	18713
PK-3 BASIC W/ES	111	205193	64264	15832	8782	4030	469	298571	127762	426333	23015	449349
4-8 BASIC W/ESE	112	186190	51829	12768	7082	3250	378	261500	111578	373079	19108	392188
ESE LEVEL 5	255	1782	792	195	108	49	5	2933	1709	4643	292	4935
ESE		393165	116886	28795	15973	7331	853	563005	241051	804056	42417	846473
TOTAL FOR FEFP		1619263	459277	113147	62764	28806	3353	2286612	920078	3206691	164935	3371626
FOOD SERVICE									698		1607	
TRANSPORTATION									191840		4342	

THOSE COSTS REPORTED IN THE COLUMN TITLED -SCHOOL INDIRECT- ARE DERIVED FROM TWO SOURCES: A) EXPENDITURES RECORDED BY SCHOOL AND B) SCHOOL LEVEL EXPENDITURES CENTRALLY RECORDED. FUNCTIONALLY DISTRIBUTED, THESE COSTS ARE AS REPORTED BELOW.

6100 PUPIL PERSONNEL	27229	6400 INSTR STAFF TRAINING	2811	7700 CENTRAL SERVICES	31330
6200 INSTRUCTIONAL MEDIA	33709	7300 SCHOOL ADMINISTRATION	259772	7900 OPERATION OF PLANT	263430
6300 INSTR & CURR DEVLPMNT	70902	7400 FACILITIES ACQ-CONSTR		8100 MAINTENANCE OF PLANT	187312
				8200 ADMIN. TECH. SERVICES	31770
				6500 INSTR. TECH. SERVICES	11811

FUND- 1
 SCHL- 0161 EGLIN ELEMENTARY

PROGRAM CATEGORY	NBR	DIRECT						TOTAL DIRECT	SCHOOL INDIRECT	SCHOOL COST	DISTRICT INDIRECT	TOTAL
		SALARIES	BENEFITS	PURCHASED SERVICES	MATERIAL SUPPLIES	OTHER EXPENSES	CAPITAL OUTLAY					
K-3 BASIC	101	971874	244802	79423	36075	20985	8605	1361766	550886	1912653	84935	1997588
4-8 BASIC	102	220074	56276	18258	8293	4824	1978	309705	143826	453532	20463	473995
BASIC		1191948	301078	97681	44368	25810	10583	1671471	694713	2366185	105398	2471584
ESOL	130	23216	6297	2043	928	539	221	33246	14443	47689	2199	49889
ESOL		23216	6297	2043	928	539	221	33246	14443	47689	2199	49889
PK-3 BASIC W/ES	111	227811	65273	21177	9619	5595	2294	331770	163253	495024	23540	518564
4-8 BASIC W/ESE	112	5070	1536	498	226	131	54	7517	3927	11444	558	12003
ESE LEVEL 4	254	5627	1536	498	226	131	54	8074	3945	12020	559	12579
ESE		238509	68345	22174	10071	5858	2402	347363	171126	518489	24658	543147
TOTAL FOR FEFP		1453675	375722	121898	55368	32209	13207	2052081	880282	2932364	132257	3064621
FOOD SERVICE									1342		1226	
TRANSPORTATION									145952		3313	

THOSE COSTS REPORTED IN THE COLUMN TITLED -SCHOOL INDIRECT- ARE DERIVED FROM TWO SOURCES: A) EXPENDITURES RECORDED BY SCHOOL AND B) SCHOOL LEVEL EXPENDITURES CENTRALLY RECORDED. FUNCTIONALLY DISTRIBUTED, THESE COSTS ARE AS REPORTED BELOW.

6100 PUPIL PERSONNEL	77219	6400 INSTR STAFF TRAINING	2270	7700 CENTRAL SERVICES	25304
6200 INSTRUCTIONAL MEDIA	34149	7300 SCHOOL ADMINISTRATION	233399	7900 OPERATION OF PLANT	309202
6300 INSTR & CURR DEVLPMNT	64587	7400 FACILITIES ACQ-CONSTR		8100 MAINTENANCE OF PLANT	100263
				8200 ADMIN. TECH. SERVICES	25659
				6500 INSTR. TECH. SERVICES	8227

FUND- 1
 SCHL- 0201 LAUREL HILL SCHOOL

PROGRAM CATEGORY	NBR	DIRECT						TOTAL DIRECT	SCHOOL INDIRECT	SCHOOL COST	DISTRICT INDIRECT	TOTAL
		SALARIES	BENEFITS	PURCHASED SERVICES	MATERIAL SUPPLIES	OTHER EXPENSES	CAPITAL OUTLAY					
K-3 BASIC	101	372277	104872	31920	10121	4909	182	524283	225623	749906	34186	784092
4-8 BASIC	102	524477	158782	48328	15323	7433	275	754621	376765	1131387	54287	1185674
9-12 BASIC	103	423744	127665	38857	12320	5976	221	608786	303507	912293	43689	955983
BASIC		1320498	391320	119106	37765	18320	679	1887691	905896	2793587	132163	2925750
ESOL	130	3017	1031	313	99	48	1	4512	2175	6687	333	7020
ESOL		3017	1031	313	99	48	1	4512	2175	6687	333	7020
PK-3 BASIC W/ES	111	73479	28730	8744	2772	1345	49	115122	64474	179597	9556	189154
4-8 BASIC W/ESE	112	82977	27448	8354	2648	1285	47	122762	65144	187906	9385	197292
9-12 BASIC W/ES	113	56808	19035	5793	1837	891	33	84398	45254	129653	6514	136167
ESE		213265	75214	22892	7258	3521	130	322283	174873	497157	25456	522614
VOCATIONAL, 6-12	300	102939	31470	9578	3037	1473	54	148553	74817	223370	10769	234140
VOCATIONAL PGM		102939	31470	9578	3037	1473	54	148553	74817	223370	10769	234140
TOTAL FOR FEFP		1639721	499036	151891	48160	23363	866	2363040	1157762	3520803	168723	3689526
FOOD SERVICE									299		1387	
TRANSPORTATION									175386		3747	

THOSE COSTS REPORTED IN THE COLUMN TITLED -SCHOOL INDIRECT- ARE DERIVED FROM TWO SOURCES: A) EXPENDITURES RECORDED BY SCHOOL AND B) SCHOOL LEVEL EXPENDITURES CENTRALLY RECORDED. FUNCTIONALLY DISTRIBUTED, THESE COSTS ARE AS REPORTED BELOW.

6100 PUPIL PERSONNEL	65925	6400 INSTR STAFF TRAINING	2832	7700 CENTRAL SERVICES	31573
6200 INSTRUCTIONAL MEDIA	52609	7300 SCHOOL ADMINISTRATION	392857	7900 OPERATION OF PLANT	319931
6300 INSTR & CURR DEVLPMNT	130202	7400 FACILITIES ACQ-CONSTR	3885	8100 MAINTENANCE OF PLANT	115570
				8200 ADMIN. TECH. SERVICES	32015
				6500 INSTR. TECH. SERVICES	10356

FUND- 1
 SCHL- 0211 NICEVILLE SENIOR HIGH SCHOOL

PROGRAM CATEGORY	NBR	DIRECT						TOTAL DIRECT	SCHOOL INDIRECT	SCHOOL COST	DISTRICT INDIRECT	TOTAL
		SALARIES	BENEFITS	PURCHASED SERVICES	MATERIAL SUPPLIES	OTHER EXPENSES	CAPITAL OUTLAY					
9-12 BASIC	103	4118328	1103233	360498	249939	73750	46025	5951776	2196631	8148407	390170	8538577
BASIC		4118328	1103233	360498	249939	73750	46025	5951776	2196631	8148407	390170	8538577
ESOL	130	10495	3578	1169	810	239	149	16443	7125	23568	1265	24833
ESOL		10495	3578	1169	810	239	149	16443	7125	23568	1265	24833
9-12 BASIC W/ES	113	1165855	319812	104503	72454	21379	13342	1697347	636773	2334121	113105	2447226
ESE LEVEL 4	254	8016	9509	3107	2154	635	396	23819	18933	42753	3363	46116
ESE LEVEL 5	255	8296	3535	1155	801	236	147	14172	7039	21212	1250	22462
ESE		1182168	332857	108766	75409	22251	13886	1735339	662747	2398087	117718	2515805
VOCATIONAL, 6-12	300	451608	132490	43293	30015	8856	5527	671791	263798	935590	46856	982447
VOCATIONAL PGM		451608	132490	43293	30015	8856	5527	671791	263798	935590	46856	982447
TOTAL FOR FEFP		5762600	1572160	513726	356175	105098	65589	8375350	3130303	11505653	556010	12061664
FOOD SERVICE									231		6174	
TRANSPORTATION									735145		16679	

THOSE COSTS REPORTED IN THE COLUMN TITLED -SCHOOL INDIRECT- ARE DERIVED FROM TWO SOURCES: A) EXPENDITURES RECORDED BY SCHOOL AND B) SCHOOL LEVEL EXPENDITURES CENTRALLY RECORDED. FUNCTIONALLY DISTRIBUTED, THESE COSTS ARE AS REPORTED BELOW.

6100 PUPIL PERSONNEL	306913	6400 INSTR STAFF TRAINING	11492	7700 CENTRAL SERVICES	102792
6200 INSTRUCTIONAL MEDIA	98447	7300 SCHOOL ADMINISTRATION	804238	7900 OPERATION OF PLANT	1057121
6300 INSTR & CURR DEVLPMNT	154945	7400 FACILITIES ACQ-CONSTR		8100 MAINTENANCE OF PLANT	456695
				8200 ADMIN. TECH. SERVICES	104233
				6500 INSTR. TECH. SERVICES	33422

FUND- 1
 SCHL- 0222 NORTHWOOD ELEMENTARY

PROGRAM CATEGORY	NBR	----- DIRECT -----					TOTAL DIRECT	SCHOOL INDIRECT	SCHOOL COST	DISTRICT INDIRECT	TOTAL	
		SALARIES	BENEFITS	PURCHASED SERVICES	MATERIAL SUPPLIES	OTHER EXPENSES						CAPITAL OUTLAY
K-3 BASIC	101	1004327	312373	87426	23931	24020	465	1452546	620453	2072999	127519	2200519
4-8 BASIC	102	565938	133486	37359	10226	10264	199	757474	295048	1052523	57137	1109660
BASIC		1570265	445860	124786	34158	34285	665	2210020	915501	3125522	184657	3310179
ESOL	130	11640	4129	1155	316	317	6	17566	8365	25931	1700	27632
ESOL		11640	4129	1155	316	317	6	17566	8365	25931	1700	27632
PK-3 BASIC W/ES	111	126776	45801	12818	3508	3521	68	192496	93307	285803	18903	304707
4-8 BASIC W/ESE	112	89418	27953	7823	2141	2149	41	129528	61796	191325	11966	203291
ESE		216195	73755	20642	5650	5671	110	322025	155104	477129	30869	507999
TOTAL FOR FEFP		1798101	523744	146584	40124	40274	781	2549611	1078972	3628583	217227	3845811
FOOD SERVICE											2015	
TRANSPORTATION									240272		5444	

THOSE COSTS REPORTED IN THE COLUMN TITLED -SCHOOL INDIRECT- ARE DERIVED FROM TWO SOURCES: A) EXPENDITURES RECORDED BY SCHOOL AND B) SCHOOL LEVEL EXPENDITURES CENTRALLY RECORDED. FUNCTIONALLY DISTRIBUTED, THESE COSTS ARE AS REPORTED BELOW.

6100 PUPIL PERSONNEL	150032	6400 INSTR STAFF TRAINING	3723	7700 CENTRAL SERVICES	41497
6200 INSTRUCTIONAL MEDIA	32481	7300 SCHOOL ADMINISTRATION	294529	7900 OPERATION OF PLANT	276062
6300 INSTR & CURR DEVLPMNT	82766	7400 FACILITIES ACQ-CONSTR		8100 MAINTENANCE OF PLANT	142307
				8200 ADMIN. TECH. SERVICES	42078
				6500 INSTR. TECH. SERVICES	13492

FUND- 1
 SCHL- 0241 SILVER SANDS SCHOOL

PROGRAM CATEGORY	NBR	DIRECT						TOTAL DIRECT	SCHOOL INDIRECT	SCHOOL COST	DISTRICT INDIRECT	TOTAL
		SALARIES	BENEFITS	PURCHASED SERVICES	MATERIAL SUPPLIES	OTHER EXPENSES	CAPITAL OUTLAY					
K-3 BASIC	101	167	108	17	11	12	1	318	178	497	35	532
BASIC		167	108	17	11	12	1	318	178	497	35	532
4-8 BASIC W/ESE	112	5064	1442	226	156	167	13	7071	2376	9448	468	9916
9-12 BASIC W/ES	113	8878	2234	350	242	259	21	11986	3679	15666	726	16392
ESE LEVEL 4	254	660804	210876	33123	22850	24492	2038	954184	347342	1301527	68532	1370060
ESE LEVEL 5	255	593722	170661	26806	18493	19821	1649	831155	281104	1112259	55463	1167723
ESE		1268468	385214	60507	41742	44740	3723	1804397	634503	2438901	125190	2564092
TOTAL FOR FEFP		1268636	385323	60524	41754	44753	3725	1804716	634682	2439399	125226	2564625
FOOD SERVICE											468	
TRANSPORTATION									83723		1266	

THOSE COSTS REPORTED IN THE COLUMN TITLED -SCHOOL INDIRECT- ARE DERIVED FROM TWO SOURCES: A) EXPENDITURES RECORDED BY SCHOOL AND B) SCHOOL LEVEL EXPENDITURES CENTRALLY RECORDED. FUNCTIONALLY DISTRIBUTED, THESE COSTS ARE AS REPORTED BELOW.

6100 PUPIL PERSONNEL	19067	6400 INSTR STAFF TRAINING	4405	7700 CENTRAL SERVICES	23151
6200 INSTRUCTIONAL MEDIA	1712	7300 SCHOOL ADMINISTRATION	180396	7900 OPERATION OF PLANT	249028
6300 INSTR & CURR DEVLPMNT	36060	7400 FACILITIES ACQ-CONSTR		8100 MAINTENANCE OF PLANT	89857
				8200 ADMIN. TECH. SERVICES	23475
				6500 INSTR. TECH. SERVICES	7527

FUND- 1
 SCHL- 0251 RIVERSIDE ELEMENTARY

PROGRAM CATEGORY	NBR	DIRECT						TOTAL DIRECT	SCHOOL INDIRECT	SCHOOL COST	DISTRICT INDIRECT	TOTAL
		SALARIES	BENEFITS	PURCHASED SERVICES	MATERIAL SUPPLIES	OTHER EXPENSES	CAPITAL OUTLAY					
K-3 BASIC	101	911643	259834	84833	25626	14719	635	1297292	501471	1798764	100035	1898799
4-8 BASIC	102	473537	124369	40605	12265	7045	304	658127	271662	929790	50212	980003
BASIC		1385181	384204	125438	37892	21764	939	1955420	773134	2728554	150247	2878802
ESOL	130	49808	15588	5089	1537	883	38	72944	30504	103449	6032	109481
ESOL		49808	15588	5089	1537	883	38	72944	30504	103449	6032	109481
PK-3 BASIC W/ES	111	259625	71264	23267	7028	4036	174	365396	147460	512856	28167	541024
4-8 BASIC W/ESE	112	151529	35083	11454	3460	1987	85	203600	76592	280193	14161	294354
ESE LEVEL 4	254	51623	12330	4025	1216	698	30	69924	26977	96901	4981	101883
ESE LEVEL 5	255	4110	861	281	84	48	2	5388	1883	7272	347	7619
ESE		466888	119539	39028	11789	6771	292	644309	252913	897223	47658	944882
TOTAL FOR FEFP		1901877	519331	169556	51219	29419	1270	2672674	1056553	3729227	203938	3933166
FOOD SERVICE									262		2003	
TRANSPORTATION									239643		5412	

THOSE COSTS REPORTED IN THE COLUMN TITLED -SCHOOL INDIRECT- ARE DERIVED FROM TWO SOURCES: A) EXPENDITURES RECORDED BY SCHOOL AND B) SCHOOL LEVEL EXPENDITURES CENTRALLY RECORDED. FUNCTIONALLY DISTRIBUTED, THESE COSTS ARE AS REPORTED BELOW.

6100 PUPIL PERSONNEL	81656	6400 INSTR STAFF TRAINING	5248	7700 CENTRAL SERVICES	38788
6200 INSTRUCTIONAL MEDIA	43502	7300 SCHOOL ADMINISTRATION	302304	7900 OPERATION OF PLANT	364097
6300 INSTR & CURR DEVLPMNT	51869	7400 FACILITIES ACQ-CONSTR		8100 MAINTENANCE OF PLANT	117143
				8200 ADMIN. TECH. SERVICES	39331
				6500 INSTR. TECH. SERVICES	12611

FUND- 1
 SCHL- 0261 VALPARAISO ELEMENTARY

PROGRAM CATEGORY	NBR	DIRECT						TOTAL DIRECT	SCHOOL INDIRECT	SCHOOL COST	DISTRICT INDIRECT	TOTAL
		SALARIES	BENEFITS	PURCHASED SERVICES	MATERIAL SUPPLIES	OTHER EXPENSES	CAPITAL OUTLAY					
K-3 BASIC	101	748261	165609	45673	32717	20095	998	1013356	345350	1358707	63413	1422120
4-8 BASIC	102	228510	52276	14417	10327	6343	315	312191	120882	433073	20919	453992
BASIC		976772	217886	60091	43045	26438	1314	1325547	466232	1791780	84332	1876113
ESOL	130	2197	739	204	146	89	4	3381	1650	5032	291	5324
ESOL		2197	739	204	146	89	4	3381	1650	5032	291	5324
PK-3 BASIC W/ES	111	274037	83256	22961	16447	10102	502	407308	186577	593886	32864	626750
4-8 BASIC W/ESE	112	156973	51260	14137	10126	6220	309	239028	119227	358255	20565	378820
ESE LEVEL 4	254	99256	34729	9578	6861	4214	209	154849	80993	235842	13949	249791
ESE LEVEL 5	255	10469	7537	2078	1489	914	45	22535	17613	40148	3030	43179
ESE		540737	176785	48755	34925	21451	1066	823721	404411	1228132	70409	1298542
TOTAL FOR FEFP		1519707	395411	109050	78116	47980	2385	2152650	872294	3024945	155033	3179979
FOOD SERVICE									959		1246	
TRANSPORTATION									153923		3367	

THOSE COSTS REPORTED IN THE COLUMN TITLED -SCHOOL INDIRECT- ARE DERIVED FROM TWO SOURCES: A) EXPENDITURES RECORDED BY SCHOOL AND B) SCHOOL LEVEL EXPENDITURES CENTRALLY RECORDED. FUNCTIONALLY DISTRIBUTED, THESE COSTS ARE AS REPORTED BELOW.

6100 PUPIL PERSONNEL	72634	6400 INSTR STAFF TRAINING	2636	7700 CENTRAL SERVICES	29387
6200 INSTRUCTIONAL MEDIA	49570	7300 SCHOOL ADMINISTRATION	276375	7900 OPERATION OF PLANT	251125
6300 INSTR & CURR DEVLPMNT	41637	7400 FACILITIES ACQ-CONSTR		8100 MAINTENANCE OF PLANT	109282
				8200 ADMIN. TECH. SERVICES	29799
				6500 INSTR. TECH. SERVICES	9845

FUND- 1
 SCHL- 0271 PRYOR MIDDLE SCHOOL

PROGRAM CATEGORY	NBR	DIRECT						TOTAL DIRECT	SCHOOL INDIRECT	SCHOOL COST	DISTRICT INDIRECT	TOTAL
		SALARIES	BENEFITS	PURCHASED SERVICES	MATERIAL SUPPLIES	OTHER EXPENSES	CAPITAL OUTLAY					
4-8 BASIC	102	1288557	340076	122148	38778	21801	1985	1813348	765118	2578466	121167	2699633
BASIC		1288557	340076	122148	38778	21801	1985	1813348	765118	2578466	121167	2699633
ESOL	130	45239	11929	4284	1360	764	69	63648	26839	90488	4250	94739
ESOL		45239	11929	4284	1360	764	69	63648	26839	90488	4250	94739
4-8 BASIC W/ESE	112	524229	159276	57208	18161	10210	929	770017	358345	1128363	56749	1185112
ESE LEVEL 4	254	4331	1457	523	166	93	8	6580	3279	9860	519	10379
ESE LEVEL 5	255	8572	4726	1697	538	303	27	15866	10634	26500	1684	28184
ESE		537133	165460	59429	18867	10607	966	792464	372259	1164723	58952	1223675
TOTAL FOR FEFP		1870930	517466	185863	59005	33174	3021	2669461	1164217	3833678	184370	4018049
FOOD SERVICE									378		1872	
TRANSPORTATION									226397		5058	

THOSE COSTS REPORTED IN THE COLUMN TITLED -SCHOOL INDIRECT- ARE DERIVED FROM TWO SOURCES: A) EXPENDITURES RECORDED BY SCHOOL AND B) SCHOOL LEVEL EXPENDITURES CENTRALLY RECORDED. FUNCTIONALLY DISTRIBUTED, THESE COSTS ARE AS REPORTED BELOW.

6100 PUPIL PERSONNEL	39633	6400 INSTR STAFF TRAINING	3704	7700 CENTRAL SERVICES	34085
6200 INSTRUCTIONAL MEDIA	29214	7300 SCHOOL ADMINISTRATION	448350	7900 OPERATION OF PLANT	328082
6300 INSTR & CURR DEVLPMNT	54198	7400 FACILITIES ACQ-CONSTR	29	8100 MAINTENANCE OF PLANT	181272
				8200 ADMIN. TECH. SERVICES	34563
				6500 INSTR. TECH. SERVICES	11082

FUND- 1
 SCHL- 0281 WRIGHT ELEMENTARY

PROGRAM CATEGORY	NBR	DIRECT					TOTAL DIRECT	SCHOOL INDIRECT	SCHOOL COST	DISTRICT INDIRECT	TOTAL	
		SALARIES	BENEFITS	PURCHASED SERVICES	MATERIAL SUPPLIES	OTHER EXPENSES						CAPITAL OUTLAY
K-3 BASIC	101	957677	267543	70486	7935	12100	308	1316052	466746	1782799	98262	1881062
4-8 BASIC	102	375579	114265	30104	3389	5167	131	528638	226377	755015	43919	798935
BASIC		1333256	381809	100590	11325	17268	440	1844690	693123	2537814	142182	2679997
ESOL	130	144586	35781	9426	1061	1618	41	192515	63740	256256	13236	269493
ESOL		144586	35781	9426	1061	1618	41	192515	63740	256256	13236	269493
PK-3 BASIC W/ES	111	399044	99180	26130	2941	4485	114	531897	183609	715506	37191	752698
4-8 BASIC W/ESE	112	185363	55955	14741	1659	2530	64	260315	111066	371381	21522	392904
ESE LEVEL 4	254	90538	17347	4570	514	784	20	113776	34589	148365	6683	155049
ESE		674946	172484	45442	5116	7801	199	905988	329265	1235254	65397	1300651
TOTAL FOR FEFP		2152788	590074	155460	17502	26687	681	2943195	1086129	4029325	220816	4250142
FOOD SERVICE											1934	
TRANSPORTATION									241222		5226	

THOSE COSTS REPORTED IN THE COLUMN TITLED -SCHOOL INDIRECT- ARE DERIVED FROM TWO SOURCES: A) EXPENDITURES RECORDED BY SCHOOL AND B) SCHOOL LEVEL EXPENDITURES CENTRALLY RECORDED. FUNCTIONALLY DISTRIBUTED, THESE COSTS ARE AS REPORTED BELOW.

6100 PUPIL PERSONNEL	59389	6400 INSTR STAFF TRAINING	4883	7700 CENTRAL SERVICES	42043
6200 INSTRUCTIONAL MEDIA	47710	7300 SCHOOL ADMINISTRATION	283892	7900 OPERATION OF PLANT	318872
6300 INSTR & CURR DEVLPMNT	58989	7400 FACILITIES ACQ-CONSTR		8100 MAINTENANCE OF PLANT	210109
				8200 ADMIN. TECH. SERVICES	42632
				6500 INSTR. TECH. SERVICES	17606

FUND- 1
 SCHL- 0431 SHALIMAR ELEMENTARY

PROGRAM CATEGORY	NBR	DIRECT						TOTAL DIRECT	SCHOOL INDIRECT	SCHOOL COST	DISTRICT INDIRECT	TOTAL
		SALARIES	BENEFITS	PURCHASED SERVICES	MATERIAL SUPPLIES	OTHER EXPENSES	CAPITAL OUTLAY					
K-3 BASIC	101	1055176	306727	70270	19630	19231	737	1471773	458318	1930091	98403	2028495
4-8 BASIC	102	389923	105873	24255	6775	6638	254	533719	176326	710046	35552	745598
BASIC		1445099	412600	94525	26406	25869	991	2005493	634644	2640138	133955	2774094
ESOL	130	39031	11670	2673	746	731	28	54882	17823	72705	3777	76483
ESOL		39031	11670	2673	746	731	28	54882	17823	72705	3777	76483
PK-3 BASIC W/ES	111	351976	114981	26341	7358	7209	276	508144	182640	690785	37836	728621
4-8 BASIC W/ESE	112	124568	43236	9905	2767	2710	103	183292	72144	255436	14530	269967
ESE LEVEL 4	254	7211	5078	1163	325	318	12	14109	8502	22611	1709	24320
ESE		483757	163296	37410	10450	10238	392	705545	263287	968833	54075	1022909
TOTAL FOR FEFP		1967888	587567	134609	37603	36839	1412	2765921	915756	3681677	191809	3873487
FOOD SERVICE									1014		1798	
TRANSPORTATION									218227		4856	

THOSE COSTS REPORTED IN THE COLUMN TITLED -SCHOOL INDIRECT- ARE DERIVED FROM TWO SOURCES: A) EXPENDITURES RECORDED BY SCHOOL AND B) SCHOOL LEVEL EXPENDITURES CENTRALLY RECORDED. FUNCTIONALLY DISTRIBUTED, THESE COSTS ARE AS REPORTED BELOW.

6100 PUPIL PERSONNEL	66148	6400 INSTR STAFF TRAINING	3280	7700 CENTRAL SERVICES	36559
6200 INSTRUCTIONAL MEDIA	76260	7300 SCHOOL ADMINISTRATION	256221	7900 OPERATION OF PLANT	266922
6300 INSTR & CURR DEVLPMNT	50982	7400 FACILITIES ACQ-CONSTR		8100 MAINTENANCE OF PLANT	110421
				8200 ADMIN. TECH. SERVICES	37071
				6500 INSTR. TECH. SERVICES	11887

FUND- 1
 SCHL- 0541 ELLIOTT POINT ELEMENTARY

----- PROGRAM -----		----- DIRECT -----							SCHOOL	SCHOOL	DISTRICT	TOTAL
CATEGORY	NBR	SALARIES	BENEFITS	PURCHASED SERVICES	MATERIAL SUPPLIES	OTHER EXPENSES	CAPITAL OUTLAY	TOTAL DIRECT	INDIRECT	COST	INDIRECT	TOTAL
K-3 BASIC	101	955602	253534	75515	26112	18207	276	1329248	439237	1768486	87859	1856345
4-8 BASIC	102	366577	89521	26664	9220	6428	97	498510	174545	673055	32442	705498
BASIC		1322180	343056	102179	35332	24636	373	1827758	613783	2441542	120301	2561844
ESOL	130	112783	31532	9391	3247	2264	34	159254	56237	215491	11044	226536
ESOL		112783	31532	9391	3247	2264	34	159254	56237	215491	11044	226536
PK-3 BASIC W/ES	111	294944	92974	27692	9575	6676	101	431965	172313	604278	33039	637318
4-8 BASIC W/ESE	112	183343	60027	17879	6182	4310	65	271809	117594	389403	21794	411198
ESE LEVEL 4	254	32202	9789	2915	1008	703	10	46629	18910	65540	3534	69075
ESE		510489	162792	48487	16766	11690	177	750404	308818	1059223	58368	1117592
TOTAL FOR FEFP		1945453	537381	160059	55346	38591	585	2737417	978840	3716257	189715	3905972
FOOD SERVICE									1314		1925	
TRANSPORTATION									232849		5201	

THOSE COSTS REPORTED IN THE COLUMN TITLED -SCHOOL INDIRECT- ARE DERIVED FROM TWO SOURCES: A) EXPENDITURES RECORDED BY SCHOOL AND B) SCHOOL LEVEL EXPENDITURES CENTRALLY RECORDED. FUNCTIONALLY DISTRIBUTED, THESE COSTS ARE AS REPORTED BELOW.

6100 PUPIL PERSONNEL	92890	6400 INSTR STAFF TRAINING	3318	7700 CENTRAL SERVICES	36125
6200 INSTRUCTIONAL MEDIA	4770	7300 SCHOOL ADMINISTRATION	290237	7900 OPERATION OF PLANT	310233
6300 INSTR & CURR DEVLPMNT	53653	7400 FACILITIES ACQ-CONSTR		8100 MAINTENANCE OF PLANT	139234
				8200 ADMIN. TECH. SERVICES	36631
				6500 INSTR. TECH. SERVICES	11745

FUND- 1
 SCHL- 0561 MARY ESTHER ELEMENTARY

PROGRAM CATEGORY	NBR	DIRECT					TOTAL DIRECT	SCHOOL INDIRECT	SCHOOL COST	DISTRICT INDIRECT	TOTAL	
		SALARIES	BENEFITS	PURCHASED SERVICES	MATERIAL SUPPLIES	OTHER EXPENSES						CAPITAL OUTLAY
K-3 BASIC	101	963912	250188	67152	29971	17643	3012	1331881	470540	1802421	95640	1898062
4-8 BASIC	102	363417	90339	24247	10822	6371	1087	496286	189999	686285	36042	722328
BASIC		1327330	340528	91399	40794	24014	4100	1828167	660539	2488706	131683	2620390
ESOL	130	57160	13728	3684	1644	968	165	77351	26517	103869	5300	109169
ESOL		57160	13728	3684	1644	968	165	77351	26517	103869	5300	109169
PK-3 BASIC W/ES	111	250392	81112	21771	9716	5720	976	369689	162049	531739	31720	563459
4-8 BASIC W/ESE	112	144270	49406	13261	5918	3484	594	216936	104762	321698	19775	341474
ESE		394663	130518	35032	15635	9204	1571	586626	266812	853438	51495	904934
TOTAL FOR FEFP		1779154	484775	130116	58074	34187	5837	2492145	953869	3446014	188479	3634494
FOOD SERVICE									1404		1741	
TRANSPORTATION									216606		4704	

THOSE COSTS REPORTED IN THE COLUMN TITLED -SCHOOL INDIRECT- ARE DERIVED FROM TWO SOURCES: A) EXPENDITURES RECORDED BY SCHOOL AND B) SCHOOL LEVEL EXPENDITURES CENTRALLY RECORDED. FUNCTIONALLY DISTRIBUTED, THESE COSTS ARE AS REPORTED BELOW.

6100 PUPIL PERSONNEL	87103	6400 INSTR STAFF TRAINING	4731	7700 CENTRAL SERVICES	35945
6200 INSTRUCTIONAL MEDIA	24320	7300 SCHOOL ADMINISTRATION	268540	7900 OPERATION OF PLANT	294170
6300 INSTR & CURR DEVLPMNT	54062	7400 FACILITIES ACQ-CONSTR	4784	8100 MAINTENANCE OF PLANT	132074
				8200 ADMIN. TECH. SERVICES	36448
				6500 INSTR. TECH. SERVICES	11687

FUND- 1
 SCHL- 0571 PLEW ELEMENTARY

PROGRAM CATEGORY	NBR	DIRECT						TOTAL DIRECT	SCHOOL INDIRECT	SCHOOL COST	DISTRICT INDIRECT	TOTAL
		SALARIES	BENEFITS	PURCHASED SERVICES	MATERIAL SUPPLIES	OTHER EXPENSES	CAPITAL OUTLAY					
K-3 BASIC	101	1004736	271989	64502	44320	16569	7912	1410029	585834	1995864	98521	2094386
4-8 BASIC	102	538021	126175	29922	20560	7686	3670	726036	310710	1036747	47845	1084593
BASIC		1542758	398164	94424	64881	24255	11582	2136066	896545	3032611	146367	3178979
ESOL	130	2251	795	188	129	48	23	3436	1793	5230	292	5522
ESOL		2251	795	188	129	48	23	3436	1793	5230	292	5522
PK-3 BASIC W/ES	111	252843	73914	17528	12044	4502	2150	362984	166587	529572	27179	556752
4-8 BASIC W/ESE	112	163501	37859	8978	6169	2306	1101	219916	93126	313042	14350	327393
ESE		416345	111773	26507	18213	6809	3251	582901	259714	842615	41530	884145
TOTAL FOR FEFP		1961355	510733	121120	83224	31113	14857	2722404	1158053	3880457	188190	4068648
FOOD SERVICE									1075		1944	
TRANSPORTATION									233954		5252	

THOSE COSTS REPORTED IN THE COLUMN TITLED -SCHOOL INDIRECT- ARE DERIVED FROM TWO SOURCES: A) EXPENDITURES RECORDED BY SCHOOL AND B) SCHOOL LEVEL EXPENDITURES CENTRALLY RECORDED. FUNCTIONALLY DISTRIBUTED, THESE COSTS ARE AS REPORTED BELOW.

6100 PUPIL PERSONNEL	85555	6400 INSTR STAFF TRAINING	3324	7700 CENTRAL SERVICES	35902
6200 INSTRUCTIONAL MEDIA	59654	7300 SCHOOL ADMINISTRATION	285814	7900 OPERATION OF PLANT	295739
6300 INSTR & CURR DEVLPMNT	51103	7400 FACILITIES ACQ-CONSTR		8100 MAINTENANCE OF PLANT	290721
				8200 ADMIN. TECH. SERVICES	36405
				6500 INSTR. TECH. SERVICES	13832

FUND- 1
 SCHL- 0581 CHOCTAWHATCHEE HIGH

----- PROGRAM -----		----- DIRECT -----						TOTAL	SCHOOL	SCHOOL	DISTRICT	TOTAL
CATEGORY	NBR	SALARIES	BENEFITS	PURCHASED SERVICES	MATERIAL SUPPLIES	OTHER EXPENSES	CAPITAL OUTLAY	DIRECT	INDIRECT	COST	INDIRECT	
4-8 BASIC	102	1475	367	119	59	25	5	2054	777	2831	126	2957
9-12 BASIC	103	3843452	1064626	346848	173540	74980	15594	5519044	2252234	7771278	365196	8136474
BASIC		3844928	1064994	346968	173600	75006	15600	5521098	2253011	7774109	365322	8139432
ESOL	130	76384	20460	6666	3335	1441	299	108587	43285	151872	7018	158891
ESOL		76384	20460	6666	3335	1441	299	108587	43285	151872	7018	158891
4-8 BASIC W/ESE	112	365	88	28	14	6	1	504	186	690	30	720
9-12 BASIC W/ES	113	649744	199728	65070	32556	14066	2925	964092	422528	1386621	68512	1455134
ESE LEVEL 4	254	10268	5041	1642	821	355	73	18203	10665	28869	1729	30598
ESE LEVEL 5	255	23456	10259	3342	1672	722	150	39604	21704	61309	3519	64828
ESE		683835	215118	70084	35065	15150	3151	1022405	455085	1477491	73791	1551282
VOCATIONAL, 6-12	300	247685	73274	23872	11944	5160	1073	363009	155012	518021	25134	543156
VOCATIONAL PGM		247685	73274	23872	11944	5160	1073	363009	155012	518021	25134	543156
TOTAL FOR FEFP		4852833	1373847	447590	223945	96759	20124	7015100	2906394	9921495	471267	10392762
FOOD SERVICE										63		5235
TRANSPORTATION									656911			14142

THOSE COSTS REPORTED IN THE COLUMN TITLED -SCHOOL INDIRECT- ARE DERIVED FROM TWO SOURCES: A) EXPENDITURES RECORDED BY SCHOOL AND B) SCHOOL LEVEL EXPENDITURES CENTRALLY RECORDED. FUNCTIONALLY DISTRIBUTED, THESE COSTS ARE AS REPORTED BELOW.

6100 PUPIL PERSONNEL	442492	6400 INSTR STAFF TRAINING	11001	7700 CENTRAL SERVICES	87125
6200 INSTRUCTIONAL MEDIA	87737	7300 SCHOOL ADMINISTRATION	674481	7900 OPERATION OF PLANT	857997
6300 INSTR & CURR DEVLPMNT	141064	7400 FACILITIES ACQ-CONSTR		8100 MAINTENANCE OF PLANT	487818
				8200 ADMIN. TECH. SERVICES	88346
				6500 INSTR. TECH. SERVICES	28328

FUND- 1
 SCHL- 0601 CRESTVIEW SENIOR HIGH

PROGRAM CATEGORY	NBR	DIRECT						TOTAL DIRECT	SCHOOL INDIRECT	SCHOOL COST	DISTRICT INDIRECT	TOTAL
		SALARIES	BENEFITS	PURCHASED SERVICES	MATERIAL SUPPLIES	OTHER EXPENSES	CAPITAL OUTLAY					
9-12 BASIC	103	4131743	1146274	408363	190082	92076	15631	5984171	2159810	8143982	374428	8518410
BASIC		4131743	1146274	408363	190082	92076	15631	5984171	2159810	8143982	374428	8518410
ESOL	130	32470	8057	2870	1336	647	109	45491	15181	60673	2631	63305
ESOL		32470	8057	2870	1336	647	109	45491	15181	60673	2631	63305
9-12 BASIC W/ES	113	966007	277137	98730	45956	22261	3779	1413873	522182	1936055	90526	2026581
ESE LEVEL 4	254	4226	2299	819	381	184	31	7943	4333	12277	751	13028
ESE LEVEL 5	255	34374	20128	7170	3337	1616	274	66902	37926	104828	6574	111403
ESE		1004609	299565	106721	49675	24063	4084	1488719	564441	2053161	97852	2151013
VOCATIONAL, 6-12	300	642462	166399	59280	27593	13366	2269	911371	313530	1224901	54354	1279255
VOCATIONAL PGM		642462	166399	59280	27593	13366	2269	911371	313530	1224901	54354	1279255
TOTAL FOR FEFP		5811285	1620297	577235	268687	130152	22094	8429753	3052964	11482718	529267	12011985
FOOD SERVICE									3242		6033	
TRANSPORTATION									721854		16297	

THOSE COSTS REPORTED IN THE COLUMN TITLED -SCHOOL INDIRECT- ARE DERIVED FROM TWO SOURCES: A) EXPENDITURES RECORDED BY SCHOOL AND B) SCHOOL LEVEL EXPENDITURES CENTRALLY RECORDED. FUNCTIONALLY DISTRIBUTED, THESE COSTS ARE AS REPORTED BELOW.

6100 PUPIL PERSONNEL	233449	6400 INSTR STAFF TRAINING	9263	7700 CENTRAL SERVICES	97848
6200 INSTRUCTIONAL MEDIA	14995	7300 SCHOOL ADMINISTRATION	851669	7900 OPERATION OF PLANT	1021367
6300 INSTR & CURR DEVLPMNT	147446	7400 FACILITIES ACQ-CONSTR	12440	8100 MAINTENANCE OF PLANT	532372
				8200 ADMIN. TECH. SERVICES	99219
				6500 INSTR. TECH. SERVICES	32891

FUND- 1
 SCHL- 0621 KENWOOD ELEMENTARY

PROGRAM CATEGORY	NBR	DIRECT						TOTAL DIRECT	SCHOOL INDIRECT	SCHOOL COST	DISTRICT INDIRECT	TOTAL
		SALARIES	BENEFITS	PURCHASED SERVICES	MATERIAL SUPPLIES	OTHER EXPENSES	CAPITAL OUTLAY					
K-3 BASIC	101	943014	256860	69498	40084	22688	6394	1338539	472256	1810796	95683	1906480
4-8 BASIC	102	320721	78083	21126	12185	6897	1943	440957	159772	600730	30400	631131
BASIC		1263736	334943	90625	52269	29585	8338	1779497	632029	2411526	126084	2537611
ESOL	130	21591	5520	1493	861	487	137	30091	10631	40722	2095	42818
ESOL		21591	5520	1493	861	487	137	30091	10631	40722	2095	42818
PK-3 BASIC W/ES	111	343848	99016	26790	15452	8746	2464	496318	196618	692936	38065	731002
4-8 BASIC W/ESE	112	122894	28039	7586	4375	2476	698	166071	57667	223739	10940	234679
ESE LEVEL 4	254	64888	25511	6902	3981	2253	635	104172	52592	156764	9964	166729
ESE LEVEL 5	255	4904	4037	1092	629	356	100	11120	8339	19459	1578	21038
ESE		536535	156605	42372	24439	13832	3898	777683	315217	1092900	60548	1153449
TOTAL FOR FEFP		1821862	497069	134490	77570	43905	12373	2587273	957877	3545150	188728	3733879
FOOD SERVICE											1865	
TRANSPORTATION									225392		5038	

THOSE COSTS REPORTED IN THE COLUMN TITLED -SCHOOL INDIRECT- ARE DERIVED FROM TWO SOURCES: A) EXPENDITURES RECORDED BY SCHOOL AND B) SCHOOL LEVEL EXPENDITURES CENTRALLY RECORDED. FUNCTIONALLY DISTRIBUTED, THESE COSTS ARE AS REPORTED BELOW.

6100 PUPIL PERSONNEL	98816	6400 INSTR STAFF TRAINING	3223	7700 CENTRAL SERVICES	35924
6200 INSTRUCTIONAL MEDIA	32074	7300 SCHOOL ADMINISTRATION	271844	7900 OPERATION OF PLANT	285622
6300 INSTR & CURR DEVLPMNT	55042	7400 FACILITIES ACQ-CONSTR		8100 MAINTENANCE OF PLANT	117754
				8200 ADMIN. TECH. SERVICES	36428
				6500 INSTR. TECH. SERVICES	21145

FUND- 1
 SCHL- 0631 FLOROSA ELEMENTARY SCHOOL

PROGRAM CATEGORY	NBR	DIRECT						TOTAL DIRECT	SCHOOL INDIRECT	SCHOOL COST	DISTRICT INDIRECT	TOTAL
		SALARIES	BENEFITS	PURCHASED SERVICES	MATERIAL SUPPLIES	OTHER EXPENSES	CAPITAL OUTLAY					
K-3 BASIC	101	978697	252089	60185	30475	17863	270	1339582	420204	1759787	86174	1845962
4-8 BASIC	102	424158	113905	27194	13770	8071	122	587223	211319	798542	40761	839304
BASIC		1402856	365995	87379	44246	25934	393	1926805	631524	2558330	126935	2685266
ESOL	130	78072	20836	4974	2518	1476	22	107901	35936	143838	7225	151063
ESOL		78072	20836	4974	2518	1476	22	107901	35936	143838	7225	151063
PK-3 BASIC W/ES	111	398415	106163	25346	12834	7522	114	550396	191198	741594	37501	779096
4-8 BASIC W/ESE	112	116793	42726	10200	5165	3027	45	177959	79472	257432	15307	272739
ESE		515208	148890	35547	17999	10550	160	728356	270670	999027	52808	1051835
TOTAL FOR FEFP		1996137	535722	127901	64765	37961	575	2763064	938131	3701196	186969	3888165
FOOD SERVICE									935		1794	
TRANSPORTATION									213738		4847	

THOSE COSTS REPORTED IN THE COLUMN TITLED -SCHOOL INDIRECT- ARE DERIVED FROM TWO SOURCES: A) EXPENDITURES RECORDED BY SCHOOL AND B) SCHOOL LEVEL EXPENDITURES CENTRALLY RECORDED. FUNCTIONALLY DISTRIBUTED, THESE COSTS ARE AS REPORTED BELOW.

6100 PUPIL PERSONNEL	95341	6400 INSTR STAFF TRAINING	3818	7700 CENTRAL SERVICES	35542
6200 INSTRUCTIONAL MEDIA	26301	7300 SCHOOL ADMINISTRATION	291211	7900 OPERATION OF PLANT	257270
6300 INSTR & CURR DEVLPMNT	54924	7400 FACILITIES ACQ-CONSTR		8100 MAINTENANCE OF PLANT	126124
				8200 ADMIN. TECH. SERVICES	36040
				6500 INSTR. TECH. SERVICES	11556

FUND- 1
 SCHL- 0641 FORT WALTON BEACH HIGH

PROGRAM CATEGORY	NBR	DIRECT						TOTAL DIRECT	SCHOOL INDIRECT	SCHOOL COST	DISTRICT INDIRECT	TOTAL
		SALARIES	BENEFITS	PURCHASED SERVICES	MATERIAL SUPPLIES	OTHER EXPENSES	CAPITAL OUTLAY					
9-12 BASIC	103	4190465	1191563	357863	217186	72432	16987	6046499	2604581	8651080	422076	9073157
BASIC		4190465	1191563	357863	217186	72432	16987	6046499	2604581	8651080	422076	9073157
ESOL	130	27040	8825	2650	1608	536	125	40787	19290	60078	3126	63204
ESOL		27040	8825	2650	1608	536	125	40787	19290	60078	3126	63204
9-12 BASIC W/ES	113	658867	181275	54442	33041	11019	2584	941230	396241	1337471	64211	1401683
ESE LEVEL 5	255	2192	982	294	179	59	14	3722	2146	5868	347	6216
ESE		661060	182257	54737	33220	11078	2598	944952	398387	1343340	64559	1407900
VOCATIONAL, 6-12	300	242558	62688	18827	11426	3810	893	340204	137027	477231	22205	499437
VOCATIONAL PGM		242558	62688	18827	11426	3810	893	340204	137027	477231	22205	499437
TOTAL FOR FEFP		5121124	1445335	434079	263441	87858	20605	7372443	3159287	10531731	511967	11043698
FOOD SERVICE									979		5814	
TRANSPORTATION									700392		15705	

THOSE COSTS REPORTED IN THE COLUMN TITLED -SCHOOL INDIRECT- ARE DERIVED FROM TWO SOURCES: A) EXPENDITURES RECORDED BY SCHOOL AND B) SCHOOL LEVEL EXPENDITURES CENTRALLY RECORDED. FUNCTIONALLY DISTRIBUTED, THESE COSTS ARE AS REPORTED BELOW.

6100 PUPIL PERSONNEL	375835	6400 INSTR STAFF TRAINING	13994	7700 CENTRAL SERVICES	94650
6200 INSTRUCTIONAL MEDIA	51345	7300 SCHOOL ADMINISTRATION	809214	7900 OPERATION OF PLANT	1041933
6300 INSTR & CURR DEVLPMNT	147631	7400 FACILITIES ACQ-CONSTR	13088	8100 MAINTENANCE OF PLANT	484841
				8200 ADMIN. TECH. SERVICES	95976
				6500 INSTR. TECH. SERVICES	30774

FUND- 1
 SCHL- 0651 BRUNER MIDDLE SCHOOL

PROGRAM CATEGORY	NBR	DIRECT						TOTAL DIRECT	SCHOOL INDIRECT	SCHOOL COST	DISTRICT INDIRECT	TOTAL
		SALARIES	BENEFITS	PURCHASED SERVICES	MATERIAL SUPPLIES	OTHER EXPENSES	CAPITAL OUTLAY					
4-8 BASIC	102	1812406	526909	154381	65133	25966	1291	2586088	1195228	3781317	186382	3967699
BASIC		1812406	526909	154381	65133	25966	1291	2586088	1195228	3781317	186382	3967699
ESOL	130	37412	11389	3336	1407	561	27	54135	25834	79970	4028	83998
ESOL		37412	11389	3336	1407	561	27	54135	25834	79970	4028	83998
4-8 BASIC W/ESE	112	607123	178905	52418	22115	8816	438	869817	405824	1275642	63283	1338926
ESE LEVEL 4	254	11186	2665	780	329	131	6	15100	6046	21146	942	22089
ESE		618310	181571	53199	22444	8947	445	884918	411871	1296789	64226	1361015
TOTAL FOR FEFP		2468128	719869	210917	88986	35475	1764	3525142	1632934	5158076	254637	5412714
FOOD SERVICE									2368		2718	
TRANSPORTATION									323376		7342	

THOSE COSTS REPORTED IN THE COLUMN TITLED -SCHOOL INDIRECT- ARE DERIVED FROM TWO SOURCES: A) EXPENDITURES RECORDED BY SCHOOL AND B) SCHOOL LEVEL EXPENDITURES CENTRALLY RECORDED. FUNCTIONALLY DISTRIBUTED, THESE COSTS ARE AS REPORTED BELOW.

6100 PUPIL PERSONNEL	242402	6400 INSTR STAFF TRAINING	4739	7700 CENTRAL SERVICES	47076
6200 INSTRUCTIONAL MEDIA	16284	7300 SCHOOL ADMINISTRATION	430629	7900 OPERATION OF PLANT	501231
6300 INSTR & CURR DEVLPMNT	92091	7400 FACILITIES ACQ-CONSTR		8100 MAINTENANCE OF PLANT	234765
				8200 ADMIN. TECH. SERVICES	47735
				6500 INSTR. TECH. SERVICES	15977

FUND- 1
 SCHL- 0671 LEWIS MIDDLE SCHOOL

----- PROGRAM -----		----- DIRECT -----										
CATEGORY	NBR	SALARIES	BENEFITS	PURCHASED SERVICES	MATERIAL SUPPLIES	OTHER EXPENSES	CAPITAL OUTLAY	TOTAL DIRECT	SCHOOL INDIRECT	SCHOOL COST	DISTRICT INDIRECT	TOTAL
4-8 BASIC	102	1431704	383665	124688	60157	20553	3390	2024160	910016	2934176	126743	3060920
BASIC		1431704	383665	124688	60157	20553	3390	2024160	910016	2934176	126743	3060920
ESOL	130	15160	4349	1413	682	233	38	21878	10317	32195	1436	33632
ESOL		15160	4349	1413	682	233	38	21878	10317	32195	1436	33632
4-8 BASIC W/ESE	112	433214	125309	40724	19647	6712	1107	626716	297220	923937	41395	965333
ESE		433214	125309	40724	19647	6712	1107	626716	297220	923937	41395	965333
TOTAL FOR FEFP		1880080	513325	166826	80487	27499	4535	2672754	1217554	3890309	169576	4059885
FOOD SERVICE										1141		1463
TRANSPORTATION										179528		3953

THOSE COSTS REPORTED IN THE COLUMN TITLED -SCHOOL INDIRECT- ARE DERIVED FROM TWO SOURCES: A) EXPENDITURES RECORDED BY SCHOOL AND B) SCHOOL LEVEL EXPENDITURES CENTRALLY RECORDED. FUNCTIONALLY DISTRIBUTED, THESE COSTS ARE AS REPORTED BELOW.

6100 PUPIL PERSONNEL	110903	6400 INSTR STAFF TRAINING	2812	7700 CENTRAL SERVICES	31350
6200 INSTRUCTIONAL MEDIA	29856	7300 SCHOOL ADMINISTRATION	392044	7900 OPERATION OF PLANT	393599
6300 INSTR & CURR DEVLPMNT	74978	7400 FACILITIES ACQ-CONSTR		8100 MAINTENANCE OF PLANT	139977
				8200 ADMIN. TECH. SERVICES	31789
				6500 INSTR. TECH. SERVICES	10242

FUND- 1
 SCHL- 0681 LONGWOOD ELEMENTARY SCHOOL

PROGRAM CATEGORY	NBR	DIRECT						TOTAL DIRECT	SCHOOL INDIRECT	SCHOOL COST	DISTRICT INDIRECT	TOTAL
		SALARIES	BENEFITS	PURCHASED SERVICES	MATERIAL SUPPLIES	OTHER EXPENSES	CAPITAL OUTLAY					
K-3 BASIC	101	1004594	253935	64865	25423	21027	17572	1387418	518085	1905504	94531	2000036
4-8 BASIC	102	356466	97248	24841	9736	8052	6729	503075	224953	728028	37997	766026
BASIC		1361060	351184	89706	35160	29079	24302	1890494	743039	2633533	132528	2766062
ESOL	130	107211	32648	8339	3268	2703	2259	156431	67825	224256	12236	236492
ESOL		107211	32648	8339	3268	2703	2259	156431	67825	224256	12236	236492
PK-3 BASIC W/ES	111	312171	82369	21040	8246	6820	5700	436349	183221	619570	31689	651259
4-8 BASIC W/ESE	112	105935	41797	10676	4184	3461	2892	168948	96670	265619	16330	281949
ESE LEVEL 4	254	10884	3497	893	350	289	242	16156	8089	24245	1366	25612
ESE LEVEL 5	255	1008	412	105	41	34	28	1631	955	2586	161	2747
ESE		429999	128077	32716	12822	10605	8863	623085	288936	912021	49547	961569
TOTAL FOR FEFP		1898271	511910	130762	51251	42388	35424	2670010	1099800	3769811	194312	3964123
FOOD SERVICE									750		1819	
TRANSPORTATION									216485		4913	

THOSE COSTS REPORTED IN THE COLUMN TITLED -SCHOOL INDIRECT- ARE DERIVED FROM TWO SOURCES: A) EXPENDITURES RECORDED BY SCHOOL AND B) SCHOOL LEVEL EXPENDITURES CENTRALLY RECORDED. FUNCTIONALLY DISTRIBUTED, THESE COSTS ARE AS REPORTED BELOW.

6100 PUPIL PERSONNEL	70752	6400 INSTR STAFF TRAINING	3317	7700 CENTRAL SERVICES	36977
6200 INSTRUCTIONAL MEDIA	110322	7300 SCHOOL ADMINISTRATION	282521	7900 OPERATION OF PLANT	278069
6300 INSTR & CURR DEVLPMNT	48073	7400 FACILITIES ACQ-CONSTR	9499	8100 MAINTENANCE OF PLANT	210746
				8200 ADMIN. TECH. SERVICES	37496
				6500 INSTR. TECH. SERVICES	12023

FUND- 1
 SCHL- 0701 OKALOOSA APPLIED TECHNOLOGY CR

----- PROGRAM -----		----- DIRECT -----						TOTAL	SCHOOL	SCHOOL	DISTRICT	TOTAL
CATEGORY	NBR	SALARIES	BENEFITS	PURCHASED SERVICES	MATERIAL SUPPLIES	OTHER EXPENSES	CAPITAL OUTLAY	DIRECT	INDIRECT	COST	INDIRECT	
4-8 BASIC	102	3582	401	469	177	196	15	4841	1009	5851	322	6174
9-12 BASIC	103	197178	22960	26839	10139	11215	875	269208	57775	326983	18459	345443
BASIC		200760	23361	27308	10316	11412	891	274050	58785	332835	18781	351617
PK-3 BASIC W/ES	111	5844	3135	3665	1384	1531	119	15682	7890	23572	2521	26094
4-8 BASIC W/ESE	112	5844	3135	3665	1384	1531	119	15682	7890	23572	2521	26094
9-12 BASIC W/ES	113	155533	19723	23056	8710	9635	752	217411	49632	267043	15857	282901
ESE LEVEL 4	254	475	68	80	30	33	2	691	173	865	55	920
ESE LEVEL 5	255	836	112	131	49	55	4	1190	283	1474	90	1565
ESE		168535	26177	30600	11560	12787	998	250658	65870	316529	21045	337575
VOCATIONAL, 6-12	300	224419	27964	32689	12349	13660	1066	312151	70368	382519	22482	405002
VOCATIONAL PGM		224419	27964	32689	12349	13660	1066	312151	70368	382519	22482	405002
AGRISCIENCE & N	351	76974	22415	9391	3599	4150	424	116955	66885	183840	6100	189941
BUSINESS EDUCAT	352	91341	27787	11641	4462	5145	525	140904	82915	223820	7563	231383
FAMILY AND CONS	353	20794	9262	3880	1487	1715	175	37315	27638	64953	2521	67474
HEALTH SCIENCE	354	218706	79658	33373	12791	14751	1507	360788	237690	598478	21681	620159
INDUSTRIAL	355	495562	196312	82245	31523	36353	3714	845710	585769	1431479	53431	1484911
ADULT PGM		903378	335436	140531	53863	62117	6346	1501674	1000898	2502573	91297	2593870
TOTAL FOR FEFP		1497094	412940	231130	88089	99977	9303	2338534	1195923	3534458	153608	3688066
FOOD SERVICE											704	
TRANSPORTATION									84301		1903	

THOSE COSTS REPORTED IN THE COLUMN TITLED -SCHOOL INDIRECT- ARE DERIVED FROM TWO SOURCES: A) EXPENDITURES RECORDED BY SCHOOL AND B) SCHOOL LEVEL EXPENDITURES CENTRALLY RECORDED. FUNCTIONALLY DISTRIBUTED, THESE COSTS ARE AS REPORTED BELOW.

6100 PUPIL PERSONNEL	102485	6400 INSTR STAFF TRAINING	2858	7700 CENTRAL SERVICES	28398
6200 INSTRUCTIONAL MEDIA	961	7300 SCHOOL ADMINISTRATION	410295	7900 OPERATION OF PLANT	447833
6300 INSTR & CURR DEVLPMNT	46206	7400 FACILITIES ACQ-CONSTR		8100 MAINTENANCE OF PLANT	106065
				8200 ADMIN. TECH. SERVICES	28796
				6500 INSTR. TECH. SERVICES	22022

FUND- 1
 SCHL- 0731 WALKER ELEMENTARY

----- PROGRAM -----		----- DIRECT -----										
-----	-----			PURCHASED	MATERIAL	OTHER	CAPITAL	TOTAL	SCHOOL	SCHOOL	DISTRICT	
CATEGORY	NBR	SALARIES	BENEFITS	SERVICES	SUPPLIES	EXPENSES	OUTLAY	DIRECT	INDIRECT	COST	INDIRECT	TOTAL
K-3 BASIC	101	1387460	390382	99925	53934	28704	16330	1976737	605277	2582014	130202	2712217
4-8 BASIC	102	494999	144992	37113	20031	10661	6065	713864	254922	968786	50573	1019359
BASIC		1882460	535375	137038	73965	39366	22395	2690601	860199	3550800	180776	3731577
ESOL	130	15630	4609	1179	636	338	192	22588	7506	30095	1563	31659
ESOL		15630	4609	1179	636	338	192	22588	7506	30095	1563	31659
PK-3 BASIC W/ES	111	292216	86684	22188	11976	6373	3626	423065	141785	564850	29454	594305
4-8 BASIC W/ESE	112	252578	74080	18962	10234	5447	3098	364402	130840	495243	25882	521126
ESE LEVEL 4	254	9850	3788	969	523	278	158	15568	6440	22009	1305	23315
ESE LEVEL 5	255	5989	2405	615	332	176	100	9620	4270	13890	841	14732
ESE		560635	166958	42736	23066	12276	6984	812657	283337	1095994	57484	1153479
TOTAL FOR FEFP		2458726	706943	180954	97669	51981	29572	3525847	1151042	4676890	239824	4916715
FOOD SERVICE									1074		2349	
TRANSPORTATION									283775		6345	

THOSE COSTS REPORTED IN THE COLUMN TITLED -SCHOOL INDIRECT- ARE DERIVED FROM TWO SOURCES: A) EXPENDITURES RECORDED BY SCHOOL AND B) SCHOOL LEVEL EXPENDITURES CENTRALLY RECORDED. FUNCTIONALLY DISTRIBUTED, THESE COSTS ARE AS REPORTED BELOW.

6100 PUPIL PERSONNEL	99068	6400 INSTR STAFF TRAINING	4104	7700 CENTRAL SERVICES	45749
6200 INSTRUCTIONAL MEDIA	39526	7300 SCHOOL ADMINISTRATION	280886	7900 OPERATION OF PLANT	425875
6300 INSTR & CURR DEVLPMNT	61289	7400 FACILITIES ACQ-CONSTR		8100 MAINTENANCE OF PLANT	133275
				8200 ADMIN. TECH. SERVICES	46390
				6500 INSTR. TECH. SERVICES	14875

FUND- 1
 SCHL- 0741 BLUEWATER ELEMENTARY

PROGRAM CATEGORY	NBR	DIRECT						TOTAL DIRECT	SCHOOL INDIRECT	SCHOOL COST	DISTRICT INDIRECT	TOTAL
		SALARIES	BENEFITS	PURCHASED SERVICES	MATERIAL SUPPLIES	OTHER EXPENSES	CAPITAL OUTLAY					
K-3 BASIC	101	1085852	309987	83979	67966	24978	9418	1582183	576952	2159135	111668	2270803
4-8 BASIC	102	418071	114336	30975	25069	9213	3474	601138	242091	843230	43083	886313
BASIC		1503924	424323	114954	93035	34191	12892	2183321	819043	3002365	154751	3157116
ESOL	130	18525	5921	1604	1298	477	179	28006	10994	39001	2131	41132
ESOL		18525	5921	1604	1298	477	179	28006	10994	39001	2131	41132
PK-3 BASIC W/ES	111	368108	121511	32918	26642	9791	3692	562664	233782	796446	44265	840712
4-8 BASIC W/ESE	112	218924	50733	13744	11123	4087	1541	300154	107296	407450	19108	426559
ESE LEVEL 4	254	2778	1120	303	245	90	34	4571	2393	6965	423	7388
ESE		589810	173364	46966	38011	13969	5267	867390	343472	1210863	63798	1274661
TOTAL FOR FEFP		2112260	603609	163525	132345	48637	18340	3078719	1173510	4252230	220680	4472911
FOOD SERVICE									1068		2185	
TRANSPORTATION									264667		5904	

THOSE COSTS REPORTED IN THE COLUMN TITLED -SCHOOL INDIRECT- ARE DERIVED FROM TWO SOURCES: A) EXPENDITURES RECORDED BY SCHOOL AND B) SCHOOL LEVEL EXPENDITURES CENTRALLY RECORDED. FUNCTIONALLY DISTRIBUTED, THESE COSTS ARE AS REPORTED BELOW.

6100 PUPIL PERSONNEL	89302	6400 INSTR STAFF TRAINING	3785	7700 CENTRAL SERVICES	42188
6200 INSTRUCTIONAL MEDIA	34474	7300 SCHOOL ADMINISTRATION	302851	7900 OPERATION OF PLANT	450073
6300 INSTR & CURR DEVLPMNT	53395	7400 FACILITIES ACQ-CONSTR		8100 MAINTENANCE OF PLANT	128467
				8200 ADMIN. TECH. SERVICES	42780
				6500 INSTR. TECH. SERVICES	26190

FUND- 1
 SCHL- 0751 ANTIOCH ELEMENTARY

PROGRAM CATEGORY	NBR	DIRECT						TOTAL DIRECT	SCHOOL INDIRECT	SCHOOL COST	DISTRICT INDIRECT	TOTAL
		SALARIES	BENEFITS	PURCHASED SERVICES	MATERIAL SUPPLIES	OTHER EXPENSES	CAPITAL OUTLAY					
K-3 BASIC	101	1404150	384699	85513	40311	21518	399	1936592	545809	2482401	127053	2609454
4-8 BASIC	102	628061	175950	39111	18437	9842	182	871584	282932	1154517	60900	1215417
BASIC		2032211	560649	124624	58748	31360	582	2808176	828741	3636918	187953	3824872
ESOL	130	19840	4828	1073	506	270	5	26523	6716	33240	1583	34823
ESOL		19840	4828	1073	506	270	5	26523	6716	33240	1583	34823
PK-3 BASIC W/ES	111	401851	116417	25878	12198	6511	120	562979	173021	736000	39106	775107
4-8 BASIC W/ESE	112	284481	72622	16143	7609	4062	75	384994	116829	501824	25140	526964
ESE LEVEL 4	254	157486	42820	9518	4486	2395	44	216751	69082	285834	14840	300674
ESE LEVEL 5	255	8897	6632	1474	694	370	6	18076	10707	28784	2299	31083
ESE		852716	238493	53013	24990	13340	247	1182802	369641	1552444	81386	1633830
TOTAL FOR FEFP		2904768	803972	178711	84244	44971	834	4017502	1205100	5222603	270923	5493526
FOOD SERVICE									1803		2726	
TRANSPORTATION									331586		7364	

THOSE COSTS REPORTED IN THE COLUMN TITLED -SCHOOL INDIRECT- ARE DERIVED FROM TWO SOURCES: A) EXPENDITURES RECORDED BY SCHOOL AND B) SCHOOL LEVEL EXPENDITURES CENTRALLY RECORDED. FUNCTIONALLY DISTRIBUTED, THESE COSTS ARE AS REPORTED BELOW.

6100 PUPIL PERSONNEL	107783	6400 INSTR STAFF TRAINING	4623	7700 CENTRAL SERVICES	51525
6200 INSTRUCTIONAL MEDIA	40549	7300 SCHOOL ADMINISTRATION	300861	7900 OPERATION OF PLANT	372285
6300 INSTR & CURR DEVLPMNT	68284	7400 FACILITIES ACQ-CONSTR		8100 MAINTENANCE OF PLANT	190187
				8200 ADMIN. TECH. SERVICES	52247
				6500 INSTR. TECH. SERVICES	16753

FUND- 1
 SCHL- 0761 DAVIDSON MIDDLE SCHOOL

----- PROGRAM -----		----- DIRECT -----										
CATEGORY	NBR	SALARIES	BENEFITS	PURCHASED SERVICES	MATERIAL SUPPLIES	OTHER EXPENSES	CAPITAL OUTLAY	TOTAL DIRECT	SCHOOL INDIRECT	SCHOOL COST	DISTRICT INDIRECT	TOTAL
4-8 BASIC	102	1986180	578794	174776	106324	63237	8931	2918244	1225984	4144228	186180	4330409
BASIC		1986180	578794	174776	106324	63237	8931	2918244	1225984	4144228	186180	4330409
ESOL	130	6515	1739	525	319	190	26	9317	3685	13003	559	13562
ESOL		6515	1739	525	319	190	26	9317	3685	13003	559	13562
4-8 BASIC W/ESE	112	588446	161560	48785	29678	17651	2493	848616	342213	1190829	51969	1242798
ESE LEVEL 4	254	8364	2492	752	457	272	38	12377	5279	17656	801	18458
ESE LEVEL 5	255	14614	6959	2101	1278	760	107	25822	14741	40563	2238	42802
ESE		611425	171012	51640	31415	18684	2638	886816	362233	1249050	55009	1304059
TOTAL FOR FEFP		2604121	751546	226941	138059	82112	11596	3814378	1591903	5406282	241749	5648032
FOOD SERVICE									1940		2712	
TRANSPORTATION									336525		7326	

THOSE COSTS REPORTED IN THE COLUMN TITLED -SCHOOL INDIRECT- ARE DERIVED FROM TWO SOURCES: A) EXPENDITURES RECORDED BY SCHOOL AND B) SCHOOL LEVEL EXPENDITURES CENTRALLY RECORDED. FUNCTIONALLY DISTRIBUTED, THESE COSTS ARE AS REPORTED BELOW.

6100 PUPIL PERSONNEL	185221	6400 INSTR STAFF TRAINING	7705	7700 CENTRAL SERVICES	44693
6200 INSTRUCTIONAL MEDIA	92321	7300 SCHOOL ADMINISTRATION	454827	7900 OPERATION OF PLANT	441421
6300 INSTR & CURR DEVLPMNT	136564	7400 FACILITIES ACQ-CONSTR		8100 MAINTENANCE OF PLANT	169296
				8200 ADMIN. TECH. SERVICES	45319
				6500 INSTR. TECH. SERVICES	14531

FUND- 1
 SCHL- 0771 DESTIN MIDDLE SCHOOL

PROGRAM CATEGORY	NBR	DIRECT						TOTAL DIRECT	SCHOOL INDIRECT	SCHOOL COST	DISTRICT INDIRECT	TOTAL
		SALARIES	BENEFITS	PURCHASED SERVICES	MATERIAL SUPPLIES	OTHER EXPENSES	CAPITAL OUTLAY					
4-8 BASIC	102	1382657	377772	137204	68643	32531	6698	2005508	947368	2952877	142793	3095670
BASIC		1382657	377772	137204	68643	32531	6698	2005508	947368	2952877	142793	3095670
ESOL	130	35592	8884	3226	1614	765	157	50239	22279	72518	3357	75876
ESOL		35592	8884	3226	1614	765	157	50239	22279	72518	3357	75876
4-8 BASIC W/ESE	112	342257	96123	34911	17466	8277	1704	500741	241057	741798	36333	778132
ESE LEVEL 5	255	4715	3228	1172	586	277	57	10038	8095	18133	1220	19353
ESE		346972	99352	36084	18052	8555	1761	510779	249152	759931	37553	797485
TOTAL FOR FEFP		1765222	486008	176515	88310	41852	8618	2566527	1218800	3785327	183704	3969032
FOOD SERVICE									1725		1990	
TRANSPORTATION									238546		5376	

THOSE COSTS REPORTED IN THE COLUMN TITLED -SCHOOL INDIRECT- ARE DERIVED FROM TWO SOURCES: A) EXPENDITURES RECORDED BY SCHOOL AND B) SCHOOL LEVEL EXPENDITURES CENTRALLY RECORDED. FUNCTIONALLY DISTRIBUTED, THESE COSTS ARE AS REPORTED BELOW.

6100 PUPIL PERSONNEL	146216	6400 INSTR STAFF TRAINING	3047	7700 CENTRAL SERVICES	33962
6200 INSTRUCTIONAL MEDIA	79471	7300 SCHOOL ADMINISTRATION	436174	7900 OPERATION OF PLANT	274453
6300 INSTR & CURR DEVLPMNT	71416	7400 FACILITIES ACQ-CONSTR		8100 MAINTENANCE OF PLANT	128576
				8200 ADMIN. TECH. SERVICES	34438
				6500 INSTR. TECH. SERVICES	11042

FUND- 1
 SCHL- 0781 ECCI - SOUTH

----- PROGRAM -----		----- DIRECT -----										
-----	-----			PURCHASED	MATERIAL	OTHER	CAPITAL	TOTAL	SCHOOL	SCHOOL	DISTRICT	
CATEGORY	NBR	SALARIES	BENEFITS	SERVICES	SUPPLIES	EXPENSES	OUTLAY	DIRECT	INDIRECT	COST	INDIRECT	TOTAL
4-8 BASIC	102	140360	44177	20152	2675	3007	40	210413	34579	244992	13563	258555
9-12 BASIC	103	75709	31137	14204	1885	2119	28	125085	24372	149457	9559	159017
BASIC		216070	75314	34356	4561	5126	69	335498	58951	394449	23123	417573
4-8 BASIC W/ESE	112	111714	34701	15829	2101	2362	31	166741	27161	193903	10653	204556
9-12 BASIC W/ES	113	44313	18426	8405	1115	1254	16	73532	14422	87955	5657	93612
ESE LEVEL 5	255	2708	2775	1266	168	188	2	7109	2172	9281	852	10133
ESE		158736	55902	25501	3385	3805	51	247383	43757	291140	17163	308303
TOTAL FOR FEFP		374807	131217	59858	7946	8931	120	582882	102708	685590	40286	725876
FOOD SERVICE											318	
TRANSPORTATION									37884		859	

THOSE COSTS REPORTED IN THE COLUMN TITLED -SCHOOL INDIRECT- ARE DERIVED FROM TWO SOURCES: A) EXPENDITURES RECORDED BY SCHOOL AND B) SCHOOL LEVEL EXPENDITURES CENTRALLY RECORDED. FUNCTIONALLY DISTRIBUTED, THESE COSTS ARE AS REPORTED BELOW.

6100 PUPIL PERSONNEL	2130	6400 INSTR STAFF TRAINING	668	7700 CENTRAL SERVICES	7447
6200 INSTRUCTIONAL MEDIA	243	7300 SCHOOL ADMINISTRATION	43356	7900 OPERATION OF PLANT	9534
6300 INSTR & CURR DEVLPMNT	6602	7400 FACILITIES ACQ-CONSTR		8100 MAINTENANCE OF PLANT	22750
				8200 ADMIN. TECH. SERVICES	7552
				6500 INSTR. TECH. SERVICES	2421

FUND- 1
 SCHL- 0791 ECCI - NORTH

PROGRAM CATEGORY	NBR	DIRECT						TOTAL DIRECT	SCHOOL INDIRECT	SCHOOL COST	DISTRICT INDIRECT	TOTAL
		SALARIES	BENEFITS	PURCHASED SERVICES	MATERIAL SUPPLIES	OTHER EXPENSES	CAPITAL OUTLAY					
4-8 BASIC	102	21754	6859	327	536	351	6	29835	10076	39912	2057	41969
9-12 BASIC	103	74147	24681	1178	1928	1264	22	103222	36255	139478	7401	146880
BASIC		95902	31541	1505	2464	1615	28	133058	46331	179390	9458	188849
4-8 BASIC W/ESE	112	12760	4018	191	313	205	3	17494	5902	23396	1205	24601
9-12 BASIC W/ES	113	41474	13416	640	1048	687	12	57279	19708	76987	4023	81011
ESE LEVEL 5	255	605	302	14	23	15		961	444	1406	90	1497
ESE		54840	17737	846	1385	908	15	75735	26055	101791	5319	107110
TOTAL FOR FEFP		150743	49279	2352	3850	2524	44	208794	72387	281181	14778	295959
FOOD SERVICE											159	
TRANSPORTATION									18972		430	

THOSE COSTS REPORTED IN THE COLUMN TITLED -SCHOOL INDIRECT- ARE DERIVED FROM TWO SOURCES: A) EXPENDITURES RECORDED BY SCHOOL AND B) SCHOOL LEVEL EXPENDITURES CENTRALLY RECORDED. FUNCTIONALLY DISTRIBUTED, THESE COSTS ARE AS REPORTED BELOW.

6100 PUPIL PERSONNEL	781	6400 INSTR STAFF TRAINING	245	7700 CENTRAL SERVICES	2732
6200 INSTRUCTIONAL MEDIA	89	7300 SCHOOL ADMINISTRATION	49867	7900 OPERATION OF PLANT	4245
6300 INSTR & CURR DEVLPMNT	2422	7400 FACILITIES ACQ-CONSTR		8100 MAINTENANCE OF PLANT	8345
				8200 ADMIN. TECH. SERVICES	2770
				6500 INSTR. TECH. SERVICES	888

FUND- 1
 SCHL- 0811 SOUTHSIDE CENTER

----- PROGRAM -----		----- DIRECT -----							TOTAL	SCHOOL	SCHOOL	DISTRICT	TOTAL
CATEGORY	NBR	SALARIES	BENEFITS	PURCHASED SERVICES	MATERIAL SUPPLIES	OTHER EXPENSES	CAPITAL OUTLAY	DIRECT	INDIRECT	COST	INDIRECT		
4-8 BASIC	102	24249	6839	181	688	708	106	32774	16278	49052	2823	51876	
BASIC		24249	6839	181	688	708	106	32774	16278	49052	2823	51876	
PK-3 BASIC W/ES	111	187892	42051	1115	4232	4355	656	240303	100085	340389	17359	357749	
4-8 BASIC W/ESE	112	12118	6656	176	669	689	103	20414	15842	36257	2747	39004	
ESE LEVEL 4	254	59928	16402	435	1650	1698	255	80372	39040	119412	6771	126184	
ESE LEVEL 5	255	196174	63864	1694	6427	6614	996	275772	152003	427776	26365	454141	
ESE		456114	128974	3422	12981	13358	2012	616863	306972	923835	53244	977080	
TOTAL FOR FEFP		480364	135814	3603	13669	14066	2118	649637	323251	972888	56068	1028956	
FOOD SERVICE											250		
TRANSPORTATION									29799		676		

THOSE COSTS REPORTED IN THE COLUMN TITLED -SCHOOL INDIRECT- ARE DERIVED FROM TWO SOURCES: A) EXPENDITURES RECORDED BY SCHOOL AND B) SCHOOL LEVEL EXPENDITURES CENTRALLY RECORDED. FUNCTIONALLY DISTRIBUTED, THESE COSTS ARE AS REPORTED BELOW.

6100 PUPIL PERSONNEL	2965	6400 INSTR STAFF TRAINING	930	7700 CENTRAL SERVICES	10365
6200 INSTRUCTIONAL MEDIA	338	7300 SCHOOL ADMINISTRATION	63585	7900 OPERATION OF PLANT	162608
6300 INSTR & CURR DEVLPMNT	9189	7400 FACILITIES ACQ-CONSTR		8100 MAINTENANCE OF PLANT	59386
				8200 ADMIN. TECH. SERVICES	10510
				6500 INSTR. TECH. SERVICES	3370

FUND- 1
 SCHL- 7001 K-12 FL VIRTUAL INSTRUCTION

PROGRAM CATEGORY	NBR	DIRECT						TOTAL DIRECT	SCHOOL INDIRECT	SCHOOL COST	DISTRICT INDIRECT	TOTAL
		SALARIES	BENEFITS	PURCHASED SERVICES	MATERIAL SUPPLIES	OTHER EXPENSES	CAPITAL OUTLAY					
K-3 BASIC	101	564	412	9049	19	3	7	10057	3885	13942	2662	16604
4-8 BASIC	102	504	368	8089	17	3	7	8990	3473	12463	2379	14843
BASIC		1068	781	17138	37	7	15	19048	7358	26406	5042	31448
TOTAL FOR FEFP		1068	781	17138	37	7	15	19048	7358	26406	5042	31448
FOOD SERVICE											11	
TRANSPORTATION											30	

THOSE COSTS REPORTED IN THE COLUMN TITLED -SCHOOL INDIRECT- ARE DERIVED FROM TWO SOURCES: A) EXPENDITURES RECORDED BY SCHOOL AND B) SCHOOL LEVEL EXPENDITURES CENTRALLY RECORDED. FUNCTIONALLY DISTRIBUTED, THESE COSTS ARE AS REPORTED BELOW.

6100 PUPIL PERSONNEL	266	6400 INSTR STAFF TRAINING	83	7700 CENTRAL SERVICES	932
6200 INSTRUCTIONAL MEDIA	30	7300 SCHOOL ADMINISTRATION	344	7900 OPERATION OF PLANT	868
6300 INSTR & CURR DEVLPMNT	826	7400 FACILITIES ACQ-CONSTR		8100 MAINTENANCE OF PLANT	2757
				8200 ADMIN. TECH. SERVICES	945
				6500 INSTR. TECH. SERVICES	303

FUND- 1
 SCHL- 7004 OKALOOSA ON-LINE

PROGRAM CATEGORY	NBR	DIRECT							TOTAL DIRECT	SCHOOL INDIRECT	SCHOOL COST	DISTRICT INDIRECT	TOTAL
		SALARIES	BENEFITS	PURCHASED SERVICES	MATERIAL SUPPLIES	OTHER EXPENSES	CAPITAL OUTLAY						
4-8 BASIC	102	32129	8867	52	181	2	187	41421	37111	78532	1658	80191	
9-12 BASIC	103	65528	18085	106	369	4	383	84479	75688	160167	3383	163551	
BASIC		97658	26952	159	551	7	571	125900	112800	238700	5042	243742	
TOTAL FOR FEFP		97658	26952	159	551	7	571	125900	112800	238700	5042	243742	
FOOD SERVICE											161		
TRANSPORTATION											437		

THOSE COSTS REPORTED IN THE COLUMN TITLED -SCHOOL INDIRECT- ARE DERIVED FROM TWO SOURCES: A) EXPENDITURES RECORDED BY SCHOOL AND B) SCHOOL LEVEL EXPENDITURES CENTRALLY RECORDED. FUNCTIONALLY DISTRIBUTED, THESE COSTS ARE AS REPORTED BELOW.

6100 PUPIL PERSONNEL	266	6400 INSTR STAFF TRAINING	83	7700 CENTRAL SERVICES	932
6200 INSTRUCTIONAL MEDIA	30	7300 SCHOOL ADMINISTRATION	105548	7900 OPERATION OF PLANT	1106
6300 INSTR & CURR DEVLPMNT	826	7400 FACILITIES ACQ-CONSTR		8100 MAINTENANCE OF PLANT	2757
				8200 ADMIN. TECH. SERVICES	945
				6500 INSTR. TECH. SERVICES	303

FUND- 1
 SCHL- 9800 OKALOOSA ACADEMY

** CHARTER SCHOOL **

PROGRAM		PURCHASED MATERIAL OTHER CAPITAL					TOTAL	SCHOOL	SCHOOL	DISTRICT	TOTAL	
CATEGORY	NBR	SALARIES	BENEFITS	SERVICES	SUPPLIES	EXPENSES	OUTLAY	DIRECT	INDIRECT	COST	INDIRECT	TOTAL
Ctrl	Function	Amount	Function	Amount	Function	Amount	Function	Amount				
4000	6100		6200		6300		6400	3086				
4001	7100	13214	7200	18592	7300	235126	7400	193246				
4002	7500	137536	7600	140838	7700	126770	7800	175814				
4003	7900	114423	8100		8200		6500					
K-3 BASIC	101			21604				21604	20371	41975		41975
4-8 BASIC	102	89932	14423	902	6083	6948		118288	120661	238949		238949
9-12 BASIC	103	337247	54087	3383	22813	26054		443584	486780	930364		930364
BASIC		427179	68510	25889	28896	33002		583476	627812	1211288		1211288
4-8 BASIC W/ESE	112	33725	5409	338	2281	2605		44358	45444	89802		89802
9-12 BASIC W/ES	113	121409	19471	1218	8213	9379		159690	166418	326108		326108
ESE		155134	24880	1556	10494	11984		204048	211862	415910		415910
VOCATIONAL,6-12	300	2248	361	23	152	174		2958	2319	5277		5277
VOCATIONAL PGM		2248	361	23	152	174		2958	2319	5277		5277
TOTAL FOR FEFP		584561	93751	27468	39542	45160		790482	841993	1632475		1632475

FOOD SERVICE
 TRANSPORTATION

THOSE COSTS REPORTED IN THE COLUMN TITLED -SCHOOL INDIRECT- ARE DERIVED FROM TWO SOURCES: A) EXPENDITURES RECORDED BY SCHOOL AND B) SCHOOL LEVEL EXPENDITURES CENTRALLY RECORDED. FUNCTIONALLY DISTRIBUTED, THESE COSTS ARE AS REPORTED BELOW.

6100 PUPIL PERSONNEL	6400 INSTR STAFF TRAINING	3086	7700 CENTRAL SERVICES	126770
6200 INSTRUCTIONAL MEDIA	7300 SCHOOL ADMINISTRATION	235126	7900 OPERATION OF PLANT	114423
6300 INSTR & CURR DEVLPMNT	7400 FACILITIES ACQ-CONSTR	193246	8100 MAINTENANCE OF PLANT	
			8200 ADMIN. TECH. SERVICES	
			6500 INSTR. TECH. SERVICES	

FUND- 1
 SCHL- 9805 OWC CHARTER HIGH SCHOOL

** CHARTER SCHOOL **

PROGRAM		PURCHASED MATERIAL OTHER CAPITAL				TOTAL	SCHOOL	SCHOOL	DISTRICT	TOTAL		
CATEGORY	NBR	SALARIES	BENEFITS	SERVICES	SUPPLIES	EXPENSES	OUTLAY	DIRECT	INDIRECT	COST	INDIRECT	TOTAL
Ctrl	Function	Amount	Function	Amount	Function	Amount	Function	Amount				
4000	6100		6200		6300		6400					
4001	7100		7200		7300	531030	7400					
4002	7500		7600		7700		7800					
4003	7900		8100		8200		6500					
9-12 BASIC	103	710152	143870	249880	132255		794	1236951	523595	1760546		1760546
BASIC		710152	143870	249880	132255		794	1236951	523595	1760546		1760546
9-12 BASIC W/ES	113	10083	2043	3548	1878		11	17563	7435	24998		24998
ESE		10083	2043	3548	1878		11	17563	7435	24998		24998
TOTAL FOR FEFP		720235	145913	253428	134133		805	1254514	531030	1785544		1785544

FOOD SERVICE
 TRANSPORTATION

THOSE COSTS REPORTED IN THE COLUMN TITLED -SCHOOL INDIRECT- ARE DERIVED FROM TWO SOURCES: A) EXPENDITURES RECORDED BY SCHOOL AND B) SCHOOL LEVEL EXPENDITURES CENTRALLY RECORDED. FUNCTIONALLY DISTRIBUTED, THESE COSTS ARE AS REPORTED BELOW.

6100 PUPIL PERSONNEL	6400 INSTR STAFF TRAINING	7700 CENTRAL SERVICES
6200 INSTRUCTIONAL MEDIA	7300 SCHOOL ADMINISTRATION	531030 7900 OPERATION OF PLANT
6300 INSTR & CURR DEVLPMNT	7400 FACILITIES ACQ-CONSTR	8100 MAINTENANCE OF PLANT
		8200 ADMIN. TECH. SERVICES
		6500 INSTR. TECH. SERVICES

FUND- 1

SCHL- 9807 LIZA JACKSON PREP SCHOOL

** CHARTER SCHOOL **

PROGRAM		DIRECT								SCHOOL	SCHOOL	DISTRICT	TOTAL
CATEGORY	NBR	SALARIES	BENEFITS	PURCHASED SERVICES	MATERIAL SUPPLIES	OTHER EXPENSES	CAPITAL OUTLAY	TOTAL DIRECT	INDIRECT	COST	INDIRECT	TOTAL	
Ctrl	Function	Amount	Function	Amount	Function	Amount	Function	Amount					
4000	6100	99427	6200	35453	6300	215491	6400	26688					
4001	7100	18793	7200	83687	7300	398954	7400	43296					
4002	7500	81276	7600	237338	7700	26528	7800	196902					
4003	7900	972308	8100	15677	8200		6500						
K-3 BASIC	101	804452	194788	10946	40637	21892	22191	1094906	711728	1806634		1806634	
4-8 BASIC	102	1083221	261639	14686	54522	29371	29773	1473212	1033996	2507208		2507208	
9-12 BASIC	103	45328	10870	608	2258	1216	1233	61513	42676	104189		104189	
BASIC		1933001	467297	26240	97417	52479	53197	2629631	1788400	4418031		4418031	
ESOL	130	11332	2718	152	564	304	308	15378	10202	25580		25580	
ESOL		11332	2718	152	564	304	308	15378	10202	25580		25580	
PK-3 BASIC W/ES	111	90656	21741	1216	4515	2432	2466	123026	78837	201863		201863	
4-8 BASIC W/ESE	112	158649	38046	2129	7902	4257	4315	215298	136123	351421		351421	
ESE		249305	59787	3345	12417	6689	6781	338324	214960	553284		553284	
VOCATIONAL, 6-12	300	4533	1087	61	226	122	123	6152	4059	10211		10211	
VOCATIONAL PGM		4533	1087	61	226	122	123	6152	4059	10211		10211	
TOTAL FOR FEFP		2198171	530889	29798	110624	59594	60409	2989485	2017621	5007106		5007106	
FOOD SERVICE													
TRANSPORTATION													

THOSE COSTS REPORTED IN THE COLUMN TITLED -SCHOOL INDIRECT- ARE DERIVED FROM TWO SOURCES: A) EXPENDITURES RECORDED BY SCHOOL AND B) SCHOOL LEVEL EXPENDITURES CENTRALLY RECORDED. FUNCTIONALLY DISTRIBUTED, THESE COSTS ARE AS REPORTED BELOW.

6100 PUPIL PERSONNEL	99427	6400 INSTR STAFF TRAINING	26688	7700 CENTRAL SERVICES	26528
6200 INSTRUCTIONAL MEDIA	35453	7300 SCHOOL ADMINISTRATION	398954	7900 OPERATION OF PLANT	972308
6300 INSTR & CURR DEVLPMNT	215491	7400 FACILITIES ACQ-CONSTR	43296	8100 MAINTENANCE OF PLANT	15677
				8200 ADMIN. TECH. SERVICES	
				6500 INSTR. TECH. SERVICES	

FUND- 1
 SCHL- 9810 GULF COAST YOUTH ACADEMY

PROGRAM CATEGORY	NBR	DIRECT						TOTAL DIRECT	SCHOOL INDIRECT	SCHOOL COST	DISTRICT INDIRECT	TOTAL
		SALARIES	BENEFITS	PURCHASED SERVICES	MATERIAL SUPPLIES	OTHER EXPENSES	CAPITAL OUTLAY					
4-8 BASIC	102	82829	21261	8968	4022	1111	1041	119234	37191	156426	9650	166076
9-12 BASIC	103	159986	43189	18218	8170	2257	2115	233937	75548	309485	19603	329089
BASIC		242815	64451	27187	12193	3368	3156	353172	112739	465911	29254	495166
4-8 BASIC W/ESE	112	46038	12008	5065	2271	627	588	66599	21004	87604	5450	93054
9-12 BASIC W/ES	113	143648	38468	16227	7277	2010	1883	209516	67289	276806	17460	294267
ESE		189686	50476	21292	9549	2638	2471	276115	88294	364410	22911	387322
VOCATIONAL, 6-12	300	35596	8320	3509	1574	434	407	49843	14553	64396	3776	68173
VOCATIONAL PGM		35596	8320	3509	1574	434	407	49843	14553	64396	3776	68173
TOTAL FOR FEFP		468099	123247	51989	23316	6442	6035	679131	215588	894719	55942	950661
FOOD SERVICE											415	
TRANSPORTATION											1121	

THOSE COSTS REPORTED IN THE COLUMN TITLED -SCHOOL INDIRECT- ARE DERIVED FROM TWO SOURCES: A) EXPENDITURES RECORDED BY SCHOOL AND B) SCHOOL LEVEL EXPENDITURES CENTRALLY RECORDED. FUNCTIONALLY DISTRIBUTED, THESE COSTS ARE AS REPORTED BELOW.

6100 PUPIL PERSONNEL	2958	6400 INSTR STAFF TRAINING	927	7700 CENTRAL SERVICES	10342
6200 INSTRUCTIONAL MEDIA	2032	7300 SCHOOL ADMINISTRATION	102516	7900 OPERATION OF PLANT	9640
6300 INSTR & CURR DEVLPMNT	42723	7400 FACILITIES ACQ-CONSTR		8100 MAINTENANCE OF PLANT	30595
				8200 ADMIN. TECH. SERVICES	10487
				6500 INSTR. TECH. SERVICES	3362

FUND- 1
 SCHL- 9811 OKALOOSA YOUTH DEVELOPMENT CTR

PROGRAM CATEGORY	NBR	DIRECT						TOTAL DIRECT	SCHOOL INDIRECT	SCHOOL COST	DISTRICT INDIRECT	TOTAL
		SALARIES	BENEFITS	PURCHASED SERVICES	MATERIAL SUPPLIES	OTHER EXPENSES	CAPITAL OUTLAY					
4-8 BASIC	102	24418	10311	6771	1618	205	201	43526	8270	51797	4744	56542
9-12 BASIC	103	93927	23955	15731	3759	477	466	138317	19214	157532	11022	168554
BASIC		118345	34266	22503	5378	682	667	181844	27485	209329	15766	225096
4-8 BASIC W/ESE	112	25879	8481	5570	1331	168	165	41596	6803	48400	3902	52302
9-12 BASIC W/ES	113	57396	11484	7541	1802	228	223	78678	9211	87889	5284	93174
ESE		83276	19966	13112	3133	397	389	120275	16014	136289	9186	145476
VOCATIONAL, 6-12	300	17734	2903	1907	455	57	56	23115	2329	25444	1336	26780
VOCATIONAL PGM		17734	2903	1907	455	57	56	23115	2329	25444	1336	26780
TOTAL FOR FEFP		219355	57137	37522	8967	1138	1113	325235	45828	371064	26289	397354
FOOD SERVICE											105	
TRANSPORTATION											284	

THOSE COSTS REPORTED IN THE COLUMN TITLED -SCHOOL INDIRECT- ARE DERIVED FROM TWO SOURCES: A) EXPENDITURES RECORDED BY SCHOOL AND B) SCHOOL LEVEL EXPENDITURES CENTRALLY RECORDED. FUNCTIONALLY DISTRIBUTED, THESE COSTS ARE AS REPORTED BELOW.

6100 PUPIL PERSONNEL	1390	6400 INSTR STAFF TRAINING	436	7700 CENTRAL SERVICES	4860
6200 INSTRUCTIONAL MEDIA	1896	7300 SCHOOL ADMINISTRATION	3558	7900 OPERATION OF PLANT	6508
6300 INSTR & CURR DEVLPMNT	4308	7400 FACILITIES ACQ-CONSTR		8100 MAINTENANCE OF PLANT	16360
				8200 ADMIN. TECH. SERVICES	4928
				6500 INSTR. TECH. SERVICES	1580

FUND- 1
 SCHL- 9812 OKALOOSA YOUTH ACADEMY

PROGRAM CATEGORY	NBR	DIRECT						TOTAL DIRECT	SCHOOL INDIRECT	SCHOOL COST	DISTRICT INDIRECT	TOTAL
		SALARIES	BENEFITS	PURCHASED SERVICES	MATERIAL SUPPLIES	OTHER EXPENSES	CAPITAL OUTLAY					
4-8 BASIC	102	69699	18588	10765	2395	1182	55	102687	30588	133275	7946	141222
9-12 BASIC	103	78064	22481	13019	2896	1430	67	117959	36992	154952	9610	164562
BASIC		147763	41070	23785	5291	2613	123	220647	67580	288228	17556	305784
4-8 BASIC W/ESE	112	58492	15934	9228	2053	1013	47	86770	26221	112991	6811	119803
9-12 BASIC W/ES	113	137204	35608	20622	4588	2265	107	200396	58594	258991	15222	274213
ESE		195696	51543	29850	6641	3279	155	287167	84815	371982	22034	394016
VOCATIONAL, 6-12	300	74599	20251	11728	2609	1288	60	110539	33324	143863	8657	152521
VOCATIONAL PGM		74599	20251	11728	2609	1288	60	110539	33324	143863	8657	152521
TOTAL FOR FEFP		418060	112865	65364	14542	7181	339	618353	185721	804075	48247	852323
FOOD SERVICE											389	
TRANSPORTATION											1051	

THOSE COSTS REPORTED IN THE COLUMN TITLED -SCHOOL INDIRECT- ARE DERIVED FROM TWO SOURCES: A) EXPENDITURES RECORDED BY SCHOOL AND B) SCHOOL LEVEL EXPENDITURES CENTRALLY RECORDED. FUNCTIONALLY DISTRIBUTED, THESE COSTS ARE AS REPORTED BELOW.

6100 PUPIL PERSONNEL	2551	6400 INSTR STAFF TRAINING	800	7700 CENTRAL SERVICES	8919
6200 INSTRUCTIONAL MEDIA	2853	7300 SCHOOL ADMINISTRATION	111694	7900 OPERATION OF PLANT	12661
6300 INSTR & CURR DEVLPMNT	7907	7400 FACILITIES ACQ-CONSTR		8100 MAINTENANCE OF PLANT	26386
				8200 ADMIN. TECH. SERVICES	9044
				6500 INSTR. TECH. SERVICES	2900

FUND- 1
 SCHL- 9813 OKALOOSA REGIONAL DETENTION CT

----- PROGRAM -----		----- DIRECT -----							TOTAL	SCHOOL	SCHOOL	DISTRICT	TOTAL
CATEGORY	NBR	SALARIES	BENEFITS	PURCHASED SERVICES	MATERIAL SUPPLIES	OTHER EXPENSES	CAPITAL OUTLAY	DIRECT	INDIRECT	COST	INDIRECT		
4-8 BASIC	102	14330	3895	2774	744	287	6	22039	16314	38354	2112	40466	
9-12 BASIC	103	41835	15499	11040	2961	1143	25	72505	64907	137413	8405	145818	
BASIC		56165	19395	13815	3706	1430	31	94545	81222	175767	10517	186285	
4-8 BASIC W/ESE	112	5805	2333	1662	445	172	3	10423	9773	20197	1265	21462	
9-12 BASIC W/ES	113	6210	3124	2225	596	230	5	12392	13082	25475	1694	27169	
ESE		12016	5457	3887	1042	402	8	22816	22855	45672	2959	48632	
TOTAL FOR FEFP		68182	24853	17702	4748	1833	40	117361	104078	221440	13477	234917	
FOOD SERVICE											121		
TRANSPORTATION											328		

THOSE COSTS REPORTED IN THE COLUMN TITLED -SCHOOL INDIRECT- ARE DERIVED FROM TWO SOURCES: A) EXPENDITURES RECORDED BY SCHOOL AND B) SCHOOL LEVEL EXPENDITURES CENTRALLY RECORDED. FUNCTIONALLY DISTRIBUTED, THESE COSTS ARE AS REPORTED BELOW.

6100 PUPIL PERSONNEL	712	6400 INSTR STAFF TRAINING	223	7700 CENTRAL SERVICES	2491
6200 INSTRUCTIONAL MEDIA	1490	7300 SCHOOL ADMINISTRATION	83921	7900 OPERATION OF PLANT	2322
6300 INSTR & CURR DEVLPMNT	2208	7400 FACILITIES ACQ-CONSTR		8100 MAINTENANCE OF PLANT	7370
				8200 ADMIN. TECH. SERVICES	2526
				6500 INSTR. TECH. SERVICES	810

FUND- 1
 SCHL- 9814 ADOLESCENT SUBSTANCE ABUSE PRG

PROGRAM CATEGORY	NBR	DIRECT						TOTAL DIRECT	SCHOOL INDIRECT	SCHOOL COST	DISTRICT INDIRECT	TOTAL
		SALARIES	BENEFITS	PURCHASED SERVICES	MATERIAL SUPPLIES	OTHER EXPENSES	CAPITAL OUTLAY					
4-8 BASIC	102	18770	7050	1581	1244	3	158	28809	5420	34229	2712	36942
9-12 BASIC	103	123564	46809	10497	8263	26	1055	190216	35989	226206	18010	244217
BASIC		142334	53860	12078	9508	30	1213	219025	41410	260436	20723	281159
4-8 BASIC W/ESE	112	1410	864	193	152		19	2641	664	3306	332	3639
9-12 BASIC W/ES	113	50515	18765	4208	3312	10	422	77236	14428	91664	7220	98884
ESE		51926	19630	4402	3465	10	442	79878	15093	94971	7552	102524
VOCATIONAL,6-12	300	2559	1507	337	266		33	4705	1158	5864	579	6443
VOCATIONAL PGM		2559	1507	337	266		33	4705	1158	5864	579	6443
TOTAL FOR FEFP		196820	74998	16818	13239	41	1690	303609	57662	361271	28855	390127
FOOD SERVICE											163	
TRANSPORTATION											442	

THOSE COSTS REPORTED IN THE COLUMN TITLED -SCHOOL INDIRECT- ARE DERIVED FROM TWO SOURCES: A) EXPENDITURES RECORDED BY SCHOOL AND B) SCHOOL LEVEL EXPENDITURES CENTRALLY RECORDED. FUNCTIONALLY DISTRIBUTED, THESE COSTS ARE AS REPORTED BELOW.

6100 PUPIL PERSONNEL	1526	6400 INSTR STAFF TRAINING	478	7700 CENTRAL SERVICES	5334
6200 INSTRUCTIONAL MEDIA	1394	7300 SCHOOL ADMINISTRATION	16300	7900 OPERATION OF PLANT	4972
6300 INSTR & CURR DEVLPMNT	4729	7400 FACILITIES ACQ-CONSTR		8100 MAINTENANCE OF PLANT	15781
				8200 ADMIN. TECH. SERVICES	5409
				6500 INSTR. TECH. SERVICES	1734

FUND- 1
 SCHL- 9815 EMERALD COAST MARINE INSTITUTE

PROGRAM CATEGORY	NBR	DIRECT						TOTAL DIRECT	SCHOOL INDIRECT	SCHOOL COST	DISTRICT INDIRECT	TOTAL
		SALARIES	BENEFITS	PURCHASED SERVICES	MATERIAL SUPPLIES	OTHER EXPENSES	CAPITAL OUTLAY					
4-8 BASIC	102	145	106	39809	5		2	40068	1000	41069	685	41755
9-12 BASIC	103	600	439	164504	21		4	165578	4135	169713	2833	172547
BASIC		745	545	204313	26		5	205646	5135	210782	3519	214302
4-8 BASIC W/ESE	112	70	51	19319	2			19445	2639	22084	922	23007
9-12 BASIC W/ES	113	252	184	69080	8		1	69531	1736	71267	1189	72457
ESE		322	236	88399	11		2	88976	4376	93352	2112	95464
TOTAL FOR FEFP		1068	781	292713	37		7	294623	9512	304135	5631	309767
FOOD SERVICE											182	
TRANSPORTATION									16928		494	

THOSE COSTS REPORTED IN THE COLUMN TITLED -SCHOOL INDIRECT- ARE DERIVED FROM TWO SOURCES: A) EXPENDITURES RECORDED BY SCHOOL AND B) SCHOOL LEVEL EXPENDITURES CENTRALLY RECORDED. FUNCTIONALLY DISTRIBUTED, THESE COSTS ARE AS REPORTED BELOW.

6100 PUPIL PERSONNEL	266	6400 INSTR STAFF TRAINING	83	7700 CENTRAL SERVICES	932
6200 INSTRUCTIONAL MEDIA	30	7300 SCHOOL ADMINISTRATION	344	7900 OPERATION OF PLANT	1385
6300 INSTR & CURR DEVLPMNT	826	7400 FACILITIES ACQ-CONSTR		8100 MAINTENANCE OF PLANT	4395
				8200 ADMIN. TECH. SERVICES	945
				6500 INSTR. TECH. SERVICES	303

FUND- 1
 SCHL- 9817 MILTON GIRLS JUVENILE RESIDENT

PROGRAM CATEGORY	NBR	DIRECT						TOTAL DIRECT	SCHOOL INDIRECT	SCHOOL COST	DISTRICT INDIRECT	TOTAL
		SALARIES	BENEFITS	PURCHASED SERVICES	MATERIAL SUPPLIES	OTHER EXPENSES	CAPITAL OUTLAY					
4-8 BASIC	102	44898	13661	2924	1840	7	883	64217	14044	78261	5062	83324
9-12 BASIC	103	112076	34889	7468	4701	18	2256	161411	35867	197279	12927	210207
BASIC		156975	48551	10393	6542	26	3140	225629	49912	275541	17990	293531
4-8 BASIC W/ESE	112	55332	16342	3498	2202	8	1057	78441	16800	95242	6055	101298
9-12 BASIC W/ES	113	77326	23948	5126	3227	12	1549	111190	24620	135811	8874	144685
ESE		132658	40291	8625	5429	21	2606	189632	41421	231054	14929	245983
VOCATIONAL, 6-12	300	12968	3755	803	506	2	242	18278	3860	22139	1391	23531
VOCATIONAL PGM		12968	3755	803	506	2	242	18278	3860	22139	1391	23531
TOTAL FOR FEFP		302602	92598	19823	12477	49	5989	433540	95194	528735	34311	563046
FOOD SERVICE											247	
TRANSPORTATION											669	

THOSE COSTS REPORTED IN THE COLUMN TITLED -SCHOOL INDIRECT- ARE DERIVED FROM TWO SOURCES: A) EXPENDITURES RECORDED BY SCHOOL AND B) SCHOOL LEVEL EXPENDITURES CENTRALLY RECORDED. FUNCTIONALLY DISTRIBUTED, THESE COSTS ARE AS REPORTED BELOW.

6100 PUPIL PERSONNEL	1814	6400 INSTR STAFF TRAINING	569	7700 CENTRAL SERVICES	6343
6200 INSTRUCTIONAL MEDIA	1351	7300 SCHOOL ADMINISTRATION	45205	7900 OPERATION OF PLANT	7027
6300 INSTR & CURR DEVLPMNT	5623	7400 FACILITIES ACQ-CONSTR		8100 MAINTENANCE OF PLANT	18765
				8200 ADMIN. TECH. SERVICES	6432
				6500 INSTR. TECH. SERVICES	2062

FUND- 1
 SCHL- 9818 N. W. FLORIDA BALLET ACADEMIE

PROGRAM CATEGORY	NBR	DIRECT						TOTAL DIRECT	SCHOOL INDIRECT	SCHOOL COST	DISTRICT INDIRECT	TOTAL
		SALARIES	BENEFITS	PURCHASED SERVICES	MATERIAL SUPPLIES	OTHER EXPENSES	CAPITAL OUTLAY					
K-3 BASIC	101	71027	24637	57244	2105	924	26	155966	16711	172678	8401	181079
4-8 BASIC	102	195857	61113	141999	5222	2294	65	406553	45410	451963	21887	473851
BASIC		266885	85750	199243	7328	3218	91	562519	62122	624642	30289	654931
ESOL	130	2308	844	1962	72	31		5220	590	5810	292	6103
ESOL		2308	844	1962	72	31		5220	590	5810	292	6103
PK-3 BASIC W/ES 111		17088	4716	10958	403	177	5	33348	3335	36683	1644	38328
4-8 BASIC W/ESE 112		2622	563	1308	48	21		4564	418	4982	201	5184
ESE		19711	5279	12266	451	198	5	37912	3753	41666	1845	43512
TOTAL FOR FEFP		288905	91874	213473	7851	3448	98	605652	66466	672119	32427	704546
FOOD SERVICE											425	
TRANSPORTATION									51418		1148	

THOSE COSTS REPORTED IN THE COLUMN TITLED -SCHOOL INDIRECT- ARE DERIVED FROM TWO SOURCES: A) EXPENDITURES RECORDED BY SCHOOL AND B) SCHOOL LEVEL EXPENDITURES CENTRALLY RECORDED. FUNCTIONALLY DISTRIBUTED, THESE COSTS ARE AS REPORTED BELOW.

6100 PUPIL PERSONNEL	1740	6400 INSTR STAFF TRAINING	545	7700 CENTRAL SERVICES	6083
6200 INSTRUCTIONAL MEDIA	198	7300 SCHOOL ADMINISTRATION	21675	7900 OPERATION OF PLANT	5468
6300 INSTR & CURR DEVLPMNT	5393	7400 FACILITIES ACQ-CONSTR		8100 MAINTENANCE OF PLANT	17215
				8200 ADMIN. TECH. SERVICES	6168
				6500 INSTR. TECH. SERVICES	1977

FUND- 1
 SCHL- 9819 TEACHING ADJUDICATED YOUTH FAC

PROGRAM CATEGORY	NBR	DIRECT						TOTAL DIRECT	SCHOOL INDIRECT	SCHOOL COST	DISTRICT INDIRECT	TOTAL
		SALARIES	BENEFITS	PURCHASED SERVICES	MATERIAL SUPPLIES	OTHER EXPENSES	CAPITAL OUTLAY					
9-12 BASIC	103	22057	4629	2576	5230	4	402	34902	6477	41379	3226	44606
BASIC		22057	4629	2576	5230	4	402	34902	6477	41379	3226	44606
9-12 BASIC W/ES	113	15161	2966	1650	3350	3	258	23390	4149	27540	2067	29607
ESE		15161	2966	1650	3350	3	258	23390	4149	27540	2067	29607
TOTAL FOR FEFP		37219	7595	4227	8581	7	660	58292	10627	68919	5294	74213
FOOD SERVICE											48	
TRANSPORTATION											130	

THOSE COSTS REPORTED IN THE COLUMN TITLED -SCHOOL INDIRECT- ARE DERIVED FROM TWO SOURCES: A) EXPENDITURES RECORDED BY SCHOOL AND B) SCHOOL LEVEL EXPENDITURES CENTRALLY RECORDED. FUNCTIONALLY DISTRIBUTED, THESE COSTS ARE AS REPORTED BELOW.

6100 PUPIL PERSONNEL	280	6400 INSTR STAFF TRAINING	87	7700 CENTRAL SERVICES	978
6200 INSTRUCTIONAL MEDIA	2286	7300 SCHOOL ADMINISTRATION	1007	7900 OPERATION OF PLANT	912
6300 INSTR & CURR DEVLPMNT	867	7400 FACILITIES ACQ-CONSTR		8100 MAINTENANCE OF PLANT	2895
				8200 ADMIN. TECH. SERVICES	992
				6500 INSTR. TECH. SERVICES	318

FUND- 1
 SCHL- 9820 OKALOOSA BLENDED SCHOOLS

----- PROGRAM -----		----- DIRECT -----							SCHOOL	SCHOOL	DISTRICT	TOTAL
CATEGORY	NBR	SALARIES	BENEFITS	PURCHASED SERVICES	MATERIAL SUPPLIES	OTHER EXPENSES	CAPITAL OUTLAY	TOTAL DIRECT	INDIRECT	COST	INDIRECT	TOTAL
K-3 BASIC	101	22350	4479	352	763	298	7391	35636	14122	49758	3626	53385
4-8 BASIC	102	21920	4212	331	717	280	6950	34413	13867	48281	3567	51849
BASIC		44270	8692	683	1481	579	14342	70050	27990	98040	7194	105235
PK-3 BASIC W/ES 111		1978	397	31	67	26	655	3157	1268	4426	325	4751
ESE		1978	397	31	67	26	655	3157	1268	4426	325	4751
TOTAL FOR FEFP		46249	9089	715	1549	606	14998	73207	29258	102466	7520	109986
FOOD SERVICE											97	
TRANSPORTATION											262	

THOSE COSTS REPORTED IN THE COLUMN TITLED -SCHOOL INDIRECT- ARE DERIVED FROM TWO SOURCES: A) EXPENDITURES RECORDED BY SCHOOL AND B) SCHOOL LEVEL EXPENDITURES CENTRALLY RECORDED. FUNCTIONALLY DISTRIBUTED, THESE COSTS ARE AS REPORTED BELOW.

6100 PUPIL PERSONNEL	408	6400 INSTR STAFF TRAINING	128	7700 CENTRAL SERVICES	1428
6200 INSTRUCTIONAL MEDIA	46	7300 SCHOOL ADMINISTRATION	19142	7900 OPERATION OF PLANT	1267
6300 INSTR & CURR DEVLPMNT	1266	7400 FACILITIES ACQ-CONSTR		8100 MAINTENANCE OF PLANT	3659
				8200 ADMIN. TECH. SERVICES	1448
				6500 INSTR. TECH. SERVICES	464

School District of Okaloosa County



EXHIBIT K-14

Schedule 3, School Program Cost Report Special Revenue Funds

For the Fiscal Year Ended June 30, 2010

FUND- 4
 SCHL- 0031 EDWINS ELEMENTARY SCHOOL

PROGRAM CATEGORY	NBR	DIRECT						TOTAL DIRECT	SCHOOL INDIRECT	SCHOOL COST	DISTRICT INDIRECT	TOTAL
		SALARIES	BENEFITS	PURCHASED SERVICES	MATERIAL SUPPLIES	OTHER EXPENSES	CAPITAL OUTLAY					
K-3 BASIC	101	67211	21023	33270	7652	79	30271	159508	33803	193312	19642	212955
4-8 BASIC	102	55983	7850	12423	2857	29	11304	90449	12623	103072	7335	110407
BASIC		123195	28874	45694	10509	108	41576	249958	46426	296385	26977	323362
ESOL	130	1037	1217	1926	443	4	1753	6383	1957	8340	1137	9478
ESOL		1037	1217	1926	443	4	1753	6383	1957	8340	1137	9478
PK-3 BASIC W/ES	111	31173	14548	10849	2963	882	10059	70477	20233	90710	19114	109824
4-8 BASIC W/ESE	112	14997	6999	5219	1425	424	4839	33906	9734	43640	9195	52836
ESE LEVEL 4	254	5465	2550	1902	519	154	1763	12355	3547	15902	3351	19253
ESE		51636	24097	17970	4909	1461	16663	116739	33514	150254	31661	181915
TOTAL FOR FEFP		175868	54190	65591	15862	1575	59992	373080	81898	454979	59776	514756
FOOD SERVICE									178476		15088	
TRANSPORTATION									1588		1887	

THOSE COSTS REPORTED IN THE COLUMN TITLED -SCHOOL INDIRECT- ARE DERIVED FROM TWO SOURCES: A) EXPENDITURES RECORDED BY SCHOOL AND B) SCHOOL LEVEL EXPENDITURES CENTRALLY RECORDED. FUNCTIONALLY DISTRIBUTED, THESE COSTS ARE AS REPORTED BELOW.

6100 PUPIL PERSONNEL	2905	6400 INSTR STAFF TRAINING	19472	7700 CENTRAL SERVICES
6200 INSTRUCTIONAL MEDIA		7300 SCHOOL ADMINISTRATION		7900 OPERATION OF PLANT
6300 INSTR & CURR DEVLPMNT	59519	7400 FACILITIES ACQ-CONSTR		8100 MAINTENANCE OF PLANT
				8200 ADMIN. TECH. SERVICES
				6500 INSTR. TECH. SERVICES

FUND- 4
 SCHL- 0041 BAKER SCHOOL

PROGRAM CATEGORY	NBR	DIRECT						TOTAL DIRECT	SCHOOL INDIRECT	SCHOOL COST	DISTRICT INDIRECT	TOTAL
		SALARIES	BENEFITS	PURCHASED SERVICES	MATERIAL SUPPLIES	OTHER EXPENSES	CAPITAL OUTLAY					
K-3 BASIC	101	54230	13047	32679	2928	54	8060	111000	9440	120441	10847	131289
4-8 BASIC	102	64460	19003	47599	4265	79	11739	147149	13751	160900	15800	176700
9-12 BASIC	103											
BASIC		118690	32050	80279	7194	134	19800	258149	23191	281341	26647	307989
ESOL	130	139	81	202	18		50	491	58	550	67	617
ESOL		139	81	202	18		50	491	58	550	67	617
PK-3 BASIC W/ES	111	37945	15728	10850	1476	261	3012	69274	10117	79392	16487	95879
4-8 BASIC W/ESE	112	38265	15860	10942	1488	263	3038	69859	10202	80062	16627	96689
9-12 BASIC W/ES	113	30020	11245	215	512	238	382	42616	6900	49516	12690	62206
ESE LEVEL 4	254	2493	1033	713	97	17	197	4553	664	5217	1083	6301
ESE LEVEL 5	255	5050	2093	1444	196	34	400	9220	1346	10567	2194	12761
ESE		113776	45961	24166	3771	816	7032	195525	29231	224756	49083	273839
VOCATIONAL, 6-12	300											
VOCATIONAL PGM												
TOTAL FOR FEFP		232606	78093	104648	10984	951	26882	454166	52481	506648	75798	582447
FOOD SERVICE									346089		42420	
TRANSPORTATION									4862		3836	

THOSE COSTS REPORTED IN THE COLUMN TITLED -SCHOOL INDIRECT- ARE DERIVED FROM TWO SOURCES: A) EXPENDITURES RECORDED BY SCHOOL AND B) SCHOOL LEVEL EXPENDITURES CENTRALLY RECORDED. FUNCTIONALLY DISTRIBUTED, THESE COSTS ARE AS REPORTED BELOW.

6100 PUPIL PERSONNEL	13788	6400 INSTR STAFF TRAINING	16239	7700 CENTRAL SERVICES
6200 INSTRUCTIONAL MEDIA		7300 SCHOOL ADMINISTRATION		7900 OPERATION OF PLANT
6300 INSTR & CURR DEVLPMNT	22452	7400 FACILITIES ACQ-CONSTR		8100 MAINTENANCE OF PLANT
				8200 ADMIN. TECH. SERVICES
				6500 INSTR. TECH. SERVICES

FUND- 4
 SCHL- 0051 BOB SIKES ELEMENTARY SCHOOL

PROGRAM CATEGORY	NBR	DIRECT						TOTAL DIRECT	SCHOOL INDIRECT	SCHOOL COST	DISTRICT INDIRECT	TOTAL
		SALARIES	BENEFITS	PURCHASED SERVICES	MATERIAL SUPPLIES	OTHER EXPENSES	CAPITAL OUTLAY					
K-3 BASIC	101	48555	15501	50394	29336	412	27832	172033	43441	215475	27949	243424
4-8 BASIC	102	28785	6096	19819	11537	162	10946	77348	17085	94433	10992	105425
BASIC		77341	21598	70214	40874	574	38778	249382	60527	309909	38941	348850
ESOL	130	261	124	404	235	3	223	1253	348	1602	224	1826
ESOL		261	124	404	235	3	223	1253	348	1602	224	1826
PK-3 BASIC W/ES	111	106121	35064	16046	9886	444	9232	176795	31623	208419	26588	235007
4-8 BASIC W/ESE	112	60211	18812	8608	5303	238	4953	98128	16965	115094	14264	129359
ESE LEVEL 4	254	8884	2251	1030	634	28	592	13423	2030	15454	1707	17161
ESE		175217	56128	25685	15824	712	14779	288347	50619	338967	42561	381528
TOTAL FOR FEFP		252820	77851	96305	56935	1289	53781	538982	111495	650478	81727	732205
FOOD SERVICE									220806		24370	
TRANSPORTATION											2906	

THOSE COSTS REPORTED IN THE COLUMN TITLED -SCHOOL INDIRECT- ARE DERIVED FROM TWO SOURCES: A) EXPENDITURES RECORDED BY SCHOOL AND B) SCHOOL LEVEL EXPENDITURES CENTRALLY RECORDED. FUNCTIONALLY DISTRIBUTED, THESE COSTS ARE AS REPORTED BELOW.

6100 PUPIL PERSONNEL	2788	6400 INSTR STAFF TRAINING	34162	7700 CENTRAL SERVICES
6200 INSTRUCTIONAL MEDIA		7300 SCHOOL ADMINISTRATION		7900 OPERATION OF PLANT
6300 INSTR & CURR DEVLPMNT	74543	7400 FACILITIES ACQ-CONSTR		8100 MAINTENANCE OF PLANT
				8200 ADMIN. TECH. SERVICES
				6500 INSTR. TECH. SERVICES

FUND- 4
 SCHL- 0082 MEIGS MIDDLE SCHOOL

PROGRAM CATEGORY	NBR	----- DIRECT -----						TOTAL DIRECT	SCHOOL INDIRECT	SCHOOL COST	DISTRICT INDIRECT	TOTAL
		SALARIES	BENEFITS	PURCHASED SERVICES	MATERIAL SUPPLIES	OTHER EXPENSES	CAPITAL OUTLAY					
4-8 BASIC	102											
BASIC												
ESOL	130											
ESOL												
4-8 BASIC W/ESE	112	9053	2140	284	676	366	504	13026	18568	31594	16730	48324
ESE LEVEL 4	254	574	135	18	42	23	31	826	1177	2003	1061	3064
ESE		9627	2276	302	718	390	536	13852	19745	33598	17791	51389
TOTAL FOR FEFP		9627	2276	302	718	390	536	13852	19745	33598	17791	51389
FOOD SERVICE									187669		20955	
TRANSPORTATION											873	

THOSE COSTS REPORTED IN THE COLUMN TITLED -SCHOOL INDIRECT- ARE DERIVED FROM TWO SOURCES: A) EXPENDITURES RECORDED BY SCHOOL AND B) SCHOOL LEVEL EXPENDITURES CENTRALLY RECORDED. FUNCTIONALLY DISTRIBUTED, THESE COSTS ARE AS REPORTED BELOW.

6100 PUPIL PERSONNEL	6400 INSTR STAFF TRAINING	7700 CENTRAL SERVICES
6200 INSTRUCTIONAL MEDIA	7300 SCHOOL ADMINISTRATION	7900 OPERATION OF PLANT
6300 INSTR & CURR DEVLPMNT	19745 7400 FACILITIES ACQ-CONSTR	8100 MAINTENANCE OF PLANT
		8200 ADMIN. TECH. SERVICES
		6500 INSTR. TECH. SERVICES

FUND- 4
 SCHL- 0092 SHOAL RIVER MIDDLE SCHOOL

PROGRAM CATEGORY	NBR	DIRECT						TOTAL DIRECT	SCHOOL INDIRECT	SCHOOL COST	DISTRICT INDIRECT	TOTAL
		SALARIES	BENEFITS	PURCHASED SERVICES	MATERIAL SUPPLIES	OTHER EXPENSES	CAPITAL OUTLAY					
4-8 BASIC	102	420	78	666	3818	1204	9581	15770		15770	18491	34262
BASIC		420	78	666	3818	1204	9581	15770		15770	18491	34262
ESOL	130	1		1	10	3	25	42		42	49	92
ESOL		1		1	10	3	25	42		42	49	92
4-8 BASIC W/ESE	112	129507	53301	750	2574	1116	4305	191556	38777	230333	36789	267122
ESE LEVEL 4	254	529	218	3	10	4	17	783	158	942	150	1092
ESE LEVEL 5	255	4248	1748	24	84	36	141	6284	1272	7556	1207	8763
ESE		134286	55268	777	2669	1157	4464	198624	40207	238832	38146	276979
TOTAL FOR FEFP		134707	55347	1445	6499	2365	14072	214438	40207	254646	56688	311334
FOOD SERVICE									173421		27549	
TRANSPORTATION									824		1431	

THOSE COSTS REPORTED IN THE COLUMN TITLED -SCHOOL INDIRECT- ARE DERIVED FROM TWO SOURCES: A) EXPENDITURES RECORDED BY SCHOOL AND B) SCHOOL LEVEL EXPENDITURES CENTRALLY RECORDED. FUNCTIONALLY DISTRIBUTED, THESE COSTS ARE AS REPORTED BELOW.

6100 PUPIL PERSONNEL	6400 INSTR STAFF TRAINING	7700 CENTRAL SERVICES
6200 INSTRUCTIONAL MEDIA	7300 SCHOOL ADMINISTRATION	7900 OPERATION OF PLANT
6300 INSTR & CURR DEVLPMNT	40207 7400 FACILITIES ACQ-CONSTR	8100 MAINTENANCE OF PLANT
		8200 ADMIN. TECH. SERVICES
		6500 INSTR. TECH. SERVICES

FUND- 4
 SCHL- 0121 RUCKEL MIDDLE SCHOOL

----- PROGRAM -----		----- DIRECT -----							SCHOOL	SCHOOL	DISTRICT	
CATEGORY	NBR	SALARIES	BENEFITS	PURCHASED SERVICES	MATERIAL SUPPLIES	OTHER EXPENSES	CAPITAL OUTLAY	TOTAL DIRECT	INDIRECT	COST	INDIRECT	TOTAL
4-8 BASIC	102											
BASIC												
ESOL	130											
ESOL												
4-8 BASIC W/ESE	112	12136	2298	423	1007	408	751	17025	33222	50247	24923	75171
ESE LEVEL 4	254	363	68	12	30	12	22	510	995	1506	747	2253
ESE LEVEL 5	255	320	60	11	26	10	19	450	878	1328	659	1987
ESE		12820	2427	447	1064	431	793	17985	35096	53082	26329	79412
TOTAL FOR FEFP		12820	2427	447	1064	431	793	17985	35096	53082	26329	79412
FOOD SERVICE									296035		29310	
TRANSPORTATION											1518	

THOSE COSTS REPORTED IN THE COLUMN TITLED -SCHOOL INDIRECT- ARE DERIVED FROM TWO SOURCES: A) EXPENDITURES RECORDED BY SCHOOL AND B) SCHOOL LEVEL EXPENDITURES CENTRALLY RECORDED. FUNCTIONALLY DISTRIBUTED, THESE COSTS ARE AS REPORTED BELOW.

6100 PUPIL PERSONNEL	6400 INSTR STAFF TRAINING	7700 CENTRAL SERVICES
6200 INSTRUCTIONAL MEDIA	7300 SCHOOL ADMINISTRATION	7900 OPERATION OF PLANT
6300 INSTR & CURR DEVLPMNT	35096 7400 FACILITIES ACQ-CONSTR	8100 MAINTENANCE OF PLANT
		8200 ADMIN. TECH. SERVICES
		6500 INSTR. TECH. SERVICES

FUND- 4
 SCHL- 0131 DESTIN ELEMENTARY

----- PROGRAM -----		----- DIRECT -----							SCHOOL	SCHOOL	DISTRICT	TOTAL
CATEGORY	NBR	SALARIES	BENEFITS	PURCHASED SERVICES	MATERIAL SUPPLIES	OTHER EXPENSES	CAPITAL OUTLAY	TOTAL DIRECT	INDIRECT	COST	INDIRECT	TOTAL
K-3 BASIC	101											
4-8 BASIC	102											
BASIC												
ESOL	130											
ESOL												
PK-3 BASIC W/ES	111	12474	6246	255	608	192	453	20231	34208	54439	15045	69485
4-8 BASIC W/ESE	112	6852	3431	140	334	105	249	11113	18792	29905	8265	38170
ESE LEVEL 4	254	637	319	13	31	9	23	1033	1747	2780	768	3548
ESE		19964	9997	409	973	307	725	32378	54747	87126	24079	111205
TOTAL FOR FEFP		19964	9997	409	973	307	725	32378	54747	87126	24079	111205
FOOD SERVICE									259758		28795	
TRANSPORTATION											868	

THOSE COSTS REPORTED IN THE COLUMN TITLED -SCHOOL INDIRECT- ARE DERIVED FROM TWO SOURCES: A) EXPENDITURES RECORDED BY SCHOOL AND B) SCHOOL LEVEL EXPENDITURES CENTRALLY RECORDED. FUNCTIONALLY DISTRIBUTED, THESE COSTS ARE AS REPORTED BELOW.

6100 PUPIL PERSONNEL	6400 INSTR STAFF TRAINING	7700 CENTRAL SERVICES
6200 INSTRUCTIONAL MEDIA	7300 SCHOOL ADMINISTRATION	7900 OPERATION OF PLANT
6300 INSTR & CURR DEVLPMNT	54747 7400 FACILITIES ACQ-CONSTR	8100 MAINTENANCE OF PLANT
		8200 ADMIN. TECH. SERVICES
		6500 INSTR. TECH. SERVICES

FUND- 4
 SCHL- 0151 EDGE ELEMENTARY

PROGRAM CATEGORY	NBR	DIRECT						TOTAL DIRECT	SCHOOL INDIRECT	SCHOOL COST	DISTRICT INDIRECT	TOTAL
		SALARIES	BENEFITS	PURCHASED SERVICES	MATERIAL SUPPLIES	OTHER EXPENSES	CAPITAL OUTLAY					
K-3 BASIC	101	191	28	303	1737	76	4359	6696	1531	8228	8412	16640
4-8 BASIC	102	100	15	158	911	40	2285	3511	803	4314	4411	8726
BASIC		291	44	462	2648	116	6645	10207	2334	12542	12824	25367
ESOL	130	2		3	18		46	71	16	87	89	177
ESOL		2		3	18		46	71	16	87	89	177
PK-3 BASIC W/ES	111	13146	5208	277	952	164	1593	21343	10089	31433	13612	45046
4-8 BASIC W/ESE	112	10602	4200	223	768	133	1284	17213	8137	25351	10978	36329
ESE LEVEL 5	255	162	64	3	11	2	19	263	124	387	167	555
ESE		23910	9474	504	1732	300	2897	38820	18351	57171	24759	81931
TOTAL FOR FEFP		24203	9518	970	4399	417	9589	49099	20702	69802	37673	107476
FOOD SERVICE									212856		16936	
TRANSPORTATION											936	

THOSE COSTS REPORTED IN THE COLUMN TITLED -SCHOOL INDIRECT- ARE DERIVED FROM TWO SOURCES: A) EXPENDITURES RECORDED BY SCHOOL AND B) SCHOOL LEVEL EXPENDITURES CENTRALLY RECORDED. FUNCTIONALLY DISTRIBUTED, THESE COSTS ARE AS REPORTED BELOW.

6100 PUPIL PERSONNEL	6400 INSTR STAFF TRAINING	7700 CENTRAL SERVICES
6200 INSTRUCTIONAL MEDIA	7300 SCHOOL ADMINISTRATION	3153 7900 OPERATION OF PLANT
6300 INSTR & CURR DEVLPMNT	17548 7400 FACILITIES ACQ-CONSTR	8100 MAINTENANCE OF PLANT
		8200 ADMIN. TECH. SERVICES
		6500 INSTR. TECH. SERVICES

FUND- 4
 SCHL- 0161 EGLIN ELEMENTARY

PROGRAM CATEGORY	NBR	DIRECT						TOTAL DIRECT	SCHOOL INDIRECT	SCHOOL COST	DISTRICT INDIRECT	TOTAL
		SALARIES	BENEFITS	PURCHASED SERVICES	MATERIAL SUPPLIES	OTHER EXPENSES	CAPITAL OUTLAY					
K-3 BASIC	101											
4-8 BASIC	102											
BASIC												
ESOL	130											
ESOL												
PK-3 BASIC W/ES	111	28460	10546	190	453	527	338	40516	19996	60512	11220	71732
4-8 BASIC W/ESE	112	669	248	4	10	12	7	953	470	1424	264	1688
ESE LEVEL 4	254	669	248	4	10	12	7	953	470	1424	264	1688
ESE		29799	11042	199	474	552	354	42423	20937	63361	11748	75109
TOTAL FOR FEFP		29799	11042	199	474	552	354	42423	20937	63361	11748	75109
FOOD SERVICE									128663		12922	
TRANSPORTATION											244	

THOSE COSTS REPORTED IN THE COLUMN TITLED -SCHOOL INDIRECT- ARE DERIVED FROM TWO SOURCES: A) EXPENDITURES RECORDED BY SCHOOL AND B) SCHOOL LEVEL EXPENDITURES CENTRALLY RECORDED. FUNCTIONALLY DISTRIBUTED, THESE COSTS ARE AS REPORTED BELOW.

6100 PUPIL PERSONNEL	6400 INSTR STAFF TRAINING	7700 CENTRAL SERVICES
6200 INSTRUCTIONAL MEDIA	7300 SCHOOL ADMINISTRATION	7900 OPERATION OF PLANT
6300 INSTR & CURR DEVLPMNT	20937 7400 FACILITIES ACQ-CONSTR	8100 MAINTENANCE OF PLANT
		8200 ADMIN. TECH. SERVICES
		6500 INSTR. TECH. SERVICES

FUND- 4
 SCHL- 0201 LAUREL HILL SCHOOL

----- PROGRAM -----		----- DIRECT -----										
-----	-----	SALARIES	BENEFITS	PURCHASED SERVICES	MATERIAL SUPPLIES	OTHER EXPENSES	CAPITAL OUTLAY	TOTAL DIRECT	SCHOOL INDIRECT	SCHOOL COST	DISTRICT INDIRECT	TOTAL
K-3 BASIC	101	5498	5171	14319	3604	221	3486	32301	1069	33370	4611	37982
4-8 BASIC	102	51216	7830	21680	5457	334	5278	91797	1619	93417	6981	100398
9-12 BASIC	103											
BASIC		56714	13002	35999	9061	555	8765	124099	2689	126788	11592	138380
ESOL	130											
ESOL												
PK-3 BASIC W/ES	111	15533	4220	4001	1174	171	1095	26197	7835	34032	5902	39935
4-8 BASIC W/ESE	112	14345	4032	3823	1122	164	1046	24533	7485	32019	5639	37658
9-12 BASIC W/ES	113	5451	1857	52	124	73	92	7651	4997	12648	3073	15722
ESE		35329	10111	7877	2421	409	2233	58383	20317	78701	14615	93316
VOCATIONAL, 6-12	300											
VOCATIONAL PGM												
TOTAL FOR FEFP		92044	23113	43876	11483	965	10999	182482	23006	205489	26208	231697
FOOD SERVICE									186471		14614	
TRANSPORTATION											1220	

THOSE COSTS REPORTED IN THE COLUMN TITLED -SCHOOL INDIRECT- ARE DERIVED FROM TWO SOURCES: A) EXPENDITURES RECORDED BY SCHOOL AND B) SCHOOL LEVEL EXPENDITURES CENTRALLY RECORDED. FUNCTIONALLY DISTRIBUTED, THESE COSTS ARE AS REPORTED BELOW.

6100 PUPIL PERSONNEL	2671	6400 INSTR STAFF TRAINING	589	7700 CENTRAL SERVICES
6200 INSTRUCTIONAL MEDIA		7300 SCHOOL ADMINISTRATION		7900 OPERATION OF PLANT
6300 INSTR & CURR DEVLPMNT	19744	7400 FACILITIES ACQ-CONSTR		8100 MAINTENANCE OF PLANT
				8200 ADMIN. TECH. SERVICES
				6500 INSTR. TECH. SERVICES

FUND- 4
 SCHL- 0211 NICEVILLE SENIOR HIGH SCHOOL

PROGRAM CATEGORY	NBR	DIRECT						TOTAL DIRECT	SCHOOL INDIRECT	SCHOOL COST	DISTRICT INDIRECT	TOTAL
		SALARIES	BENEFITS	PURCHASED SERVICES	MATERIAL SUPPLIES	OTHER EXPENSES	CAPITAL OUTLAY					
9-12 BASIC	103											
BASIC												
ESOL	130											
ESOL												
9-12 BASIC W/ES	113	75582	38539	907	2156	681	1609	119477	19972	139449	53368	192818
ESE LEVEL 4	254	32042	1145	26	64	20	47	33347	593	33941	1586	35528
ESE LEVEL 5	255	467	426	10	23	7	17	953	220	1174	590	1764
ESE		108093	40111	944	2244	709	1674	153778	20786	174565	55545	230110
VOCATIONAL, 6-12	300											
VOCATIONAL PGM												
TOTAL FOR FEFP		108093	40111	944	2244	709	1674	153778	20786	174565	55545	230110
FOOD SERVICE									440503		65045	
TRANSPORTATION											2949	

THOSE COSTS REPORTED IN THE COLUMN TITLED -SCHOOL INDIRECT- ARE DERIVED FROM TWO SOURCES: A) EXPENDITURES RECORDED BY SCHOOL AND B) SCHOOL LEVEL EXPENDITURES CENTRALLY RECORDED. FUNCTIONALLY DISTRIBUTED, THESE COSTS ARE AS REPORTED BELOW.

6100 PUPIL PERSONNEL	20786	6400 INSTR STAFF TRAINING	7700 CENTRAL SERVICES
6200 INSTRUCTIONAL MEDIA		7300 SCHOOL ADMINISTRATION	7900 OPERATION OF PLANT
6300 INSTR & CURR DEVLPMNT		7400 FACILITIES ACQ-CONSTR	8100 MAINTENANCE OF PLANT
			8200 ADMIN. TECH. SERVICES
			6500 INSTR. TECH. SERVICES

FUND- 4
 SCHL- 0222 NORTHWOOD ELEMENTARY

PROGRAM CATEGORY	NBR	DIRECT						TOTAL DIRECT	SCHOOL INDIRECT	SCHOOL COST	DISTRICT INDIRECT	TOTAL
		SALARIES	BENEFITS	PURCHASED SERVICES	MATERIAL SUPPLIES	OTHER EXPENSES	CAPITAL OUTLAY					
K-3 BASIC	101	183576	28622	52088	4643	753	12780	282464	318	282782	17200	299982
4-8 BASIC	102	5813	12231	22258	1984	321	5461	48071	136	48207	7350	55557
BASIC		189390	40853	74347	6628	1075	18241	330535	454	330989	24550	355540
ESOL	130	179	378	688	61	9	168	1487	4	1491	227	1718
ESOL		179	378	688	61	9	168	1487	4	1491	227	1718
PK-3 BASIC W/ES 111		19758	11459	7794	1055	228	2153	42450	13049	55499	11783	67283
4-8 BASIC W/ESE 112		12059	6994	4757	644	139	1314	25908	7964	33872	7192	41064
ESE		31817	18454	12552	1699	368	3467	68358	21013	89372	18975	108348
TOTAL FOR FEFP		221387	59685	87587	8388	1453	21877	400381	21471	421853	43753	465606
FOOD SERVICE									262655		21230	
TRANSPORTATION											2174	

THOSE COSTS REPORTED IN THE COLUMN TITLED -SCHOOL INDIRECT- ARE DERIVED FROM TWO SOURCES: A) EXPENDITURES RECORDED BY SCHOOL AND B) SCHOOL LEVEL EXPENDITURES CENTRALLY RECORDED. FUNCTIONALLY DISTRIBUTED, THESE COSTS ARE AS REPORTED BELOW.

6100 PUPIL PERSONNEL	533	6400 INSTR STAFF TRAINING	7700 CENTRAL SERVICES
6200 INSTRUCTIONAL MEDIA		7300 SCHOOL ADMINISTRATION	7900 OPERATION OF PLANT
6300 INSTR & CURR DEVLPMNT	20937	7400 FACILITIES ACQ-CONSTR	8100 MAINTENANCE OF PLANT
			8200 ADMIN. TECH. SERVICES
			6500 INSTR. TECH. SERVICES

FUND- 4
 SCHL- 0241 SILVER SANDS SCHOOL

----- PROGRAM -----		----- DIRECT -----							SCHOOL	SCHOOL	DISTRICT	TOTAL
CATEGORY	NBR	SALARIES	BENEFITS	PURCHASED SERVICES	MATERIAL SUPPLIES	OTHER EXPENSES	CAPITAL OUTLAY	TOTAL DIRECT	INDIRECT	COST	INDIRECT	TOTAL
K-3 BASIC	101											
BASIC												
4-8 BASIC W/ESE	112	969	428	3	8	4	6	1422	91	1514	221	1735
9-12 BASIC W/ES	113	1501	663	5	13	7	10	2201	142	2344	342	2686
ESE LEVEL 4	254	187833	62624	549	1306	672	974	253961	13438	267400	32337	299737
ESE LEVEL 5	255	121979	50681	444	1057	544	789	175497	10875	186373	26170	212543
ESE		312284	114397	1004	2387	1228	1780	433082	24548	457631	59071	516703
TOTAL FOR FEFP		312284	114397	1004	2387	1228	1780	433082	24548	457631	59071	516703
FOOD SERVICE									82684		4939	
TRANSPORTATION											1136	

THOSE COSTS REPORTED IN THE COLUMN TITLED -SCHOOL INDIRECT- ARE DERIVED FROM TWO SOURCES: A) EXPENDITURES RECORDED BY SCHOOL AND B) SCHOOL LEVEL EXPENDITURES CENTRALLY RECORDED. FUNCTIONALLY DISTRIBUTED, THESE COSTS ARE AS REPORTED BELOW.

6100 PUPIL PERSONNEL	6400 INSTR STAFF TRAINING	7700 CENTRAL SERVICES
6200 INSTRUCTIONAL MEDIA	7300 SCHOOL ADMINISTRATION	7900 OPERATION OF PLANT
6300 INSTR & CURR DEVLPMNT	24548 7400 FACILITIES ACQ-CONSTR	8100 MAINTENANCE OF PLANT
		8200 ADMIN. TECH. SERVICES
		6500 INSTR. TECH. SERVICES

FUND- 4
 SCHL- 0251 RIVERSIDE ELEMENTARY

PROGRAM CATEGORY	NBR	DIRECT						TOTAL DIRECT	SCHOOL INDIRECT	SCHOOL COST	DISTRICT INDIRECT	TOTAL
		SALARIES	BENEFITS	PURCHASED SERVICES	MATERIAL SUPPLIES	OTHER EXPENSES	CAPITAL OUTLAY					
K-3 BASIC	101	83420	17565	41256	19391	1983	19348	182966	30582	213549	24216	237766
4-8 BASIC	102	32310	8407	19747	9281	949	9261	79958	14638	94596	11591	106187
BASIC		115730	25973	61004	28673	2933	28609	262924	45221	308146	35807	343953
ESOL	130	957	1053	2475	1163	119	1160	6929	1834	8764	1452	10217
ESOL		957	1053	2475	1163	119	1160	6929	1834	8764	1452	10217
PK-3 BASIC W/ES	111	64463	28483	11546	5867	741	5716	116818	21773	138592	20226	158819
4-8 BASIC W/ESE	112	31734	14022	5684	2888	365	2814	57509	10718	68228	9957	78185
ESE LEVEL 4	254	11154	4928	1997	1015	128	989	20213	3767	23980	3499	27480
ESE LEVEL 5	255	778	344	139	70	8	69	1411	263	1674	244	1919
ESE		108131	47779	19367	9842	1243	9588	195953	36522	232475	33928	266404
TOTAL FOR FEFP		224819	74806	82847	39679	4296	39358	465807	83578	549386	71189	620575
FOOD SERVICE									232277		21107	
TRANSPORTATION											2650	

THOSE COSTS REPORTED IN THE COLUMN TITLED -SCHOOL INDIRECT- ARE DERIVED FROM TWO SOURCES: A) EXPENDITURES RECORDED BY SCHOOL AND B) SCHOOL LEVEL EXPENDITURES CENTRALLY RECORDED. FUNCTIONALLY DISTRIBUTED, THESE COSTS ARE AS REPORTED BELOW.

6100 PUPIL PERSONNEL	4399	6400 INSTR STAFF TRAINING	17175	7700 CENTRAL SERVICES
6200 INSTRUCTIONAL MEDIA		7300 SCHOOL ADMINISTRATION		7900 OPERATION OF PLANT
6300 INSTR & CURR DEVLPMNT	62002	7400 FACILITIES ACQ-CONSTR		8100 MAINTENANCE OF PLANT
				8200 ADMIN. TECH. SERVICES
				6500 INSTR. TECH. SERVICES

FUND- 4
 SCHL- 0261 VALPARAISO ELEMENTARY

PROGRAM CATEGORY	NBR	DIRECT						TOTAL DIRECT	SCHOOL INDIRECT	SCHOOL COST	DISTRICT INDIRECT	TOTAL
		SALARIES	BENEFITS	PURCHASED SERVICES	MATERIAL SUPPLIES	OTHER EXPENSES	CAPITAL OUTLAY					
K-3 BASIC	101	154	23	245	1405	61	3526	5416	13376	18793	6805	25598
4-8 BASIC	102	48	7	77	443	19	1113	1709	4222	5932	2148	8080
BASIC		203	30	322	1849	81	4639	7126	17599	24725	8953	33678
ESOL	130			1	6		15	24	59	83	30	114
ESOL				1	6		15	24	59	83	30	114
PK-3 BASIC W/ES	111	149714	56605	391	1344	466	2248	210771	25236	236008	19213	255221
4-8 BASIC W/ESE	112	110400	34851	241	827	287	1384	147993	15538	163532	11829	175361
ESE LEVEL 4	254	56120	23612	163	560	194	938	81590	10527	92117	8014	100132
ESE LEVEL 5	255	11976	5124	35	121	42	203	17505	2284	19789	1739	21529
ESE		328212	120194	831	2855	991	4775	457860	53587	511447	40798	552245
TOTAL FOR FEFP		328416	120225	1155	4710	1073	9430	465011	71245	536257	49781	586039
FOOD SERVICE									139317		13131	
TRANSPORTATION											903	

THOSE COSTS REPORTED IN THE COLUMN TITLED -SCHOOL INDIRECT- ARE DERIVED FROM TWO SOURCES: A) EXPENDITURES RECORDED BY SCHOOL AND B) SCHOOL LEVEL EXPENDITURES CENTRALLY RECORDED. FUNCTIONALLY DISTRIBUTED, THESE COSTS ARE AS REPORTED BELOW.

6100 PUPIL PERSONNEL	6400 INSTR STAFF TRAINING	7700 CENTRAL SERVICES
6200 INSTRUCTIONAL MEDIA	7300 SCHOOL ADMINISTRATION	3829 7900 OPERATION OF PLANT
6300 INSTR & CURR DEVLPMNT	67415 7400 FACILITIES ACQ-CONSTR	8100 MAINTENANCE OF PLANT
		8200 ADMIN. TECH. SERVICES
		6500 INSTR. TECH. SERVICES

FUND- 4
 SCHL- 0271 PRYOR MIDDLE SCHOOL

----- PROGRAM -----		----- DIRECT -----						TOTAL	SCHOOL	SCHOOL	DISTRICT	TOTAL
CATEGORY	NBR	SALARIES	BENEFITS	PURCHASED SERVICES	MATERIAL SUPPLIES	OTHER EXPENSES	CAPITAL OUTLAY	DIRECT	INDIRECT	COST	INDIRECT	
4-8 BASIC	102											
BASIC												
ESOL	130											
ESOL												
4-8 BASIC W/ESE	112	96369	31334	455	1082	342	807	130391	54363	184754	26777	211531
ESE LEVEL 4	254	295	286	4	9	3	7	607	497	1104	245	1349
ESE LEVEL 5	255	959	929	13	32	10	23	1969	1613	3582	794	4376
ESE		97625	32551	472	1124	355	838	132967	56473	189441	27816	217258
TOTAL FOR FEFP		97625	32551	472	1124	355	838	132967	56473	189441	27816	217258
FOOD SERVICE									221361		19725	
TRANSPORTATION											1194	

THOSE COSTS REPORTED IN THE COLUMN TITLED -SCHOOL INDIRECT- ARE DERIVED FROM TWO SOURCES: A) EXPENDITURES RECORDED BY SCHOOL AND B) SCHOOL LEVEL EXPENDITURES CENTRALLY RECORDED. FUNCTIONALLY DISTRIBUTED, THESE COSTS ARE AS REPORTED BELOW.

6100 PUPIL PERSONNEL	19713	6400 INSTR STAFF TRAINING	7700 CENTRAL SERVICES
6200 INSTRUCTIONAL MEDIA		7300 SCHOOL ADMINISTRATION	7900 OPERATION OF PLANT
6300 INSTR & CURR DEVLPMNT	36759	7400 FACILITIES ACQ-CONSTR	8100 MAINTENANCE OF PLANT
			8200 ADMIN. TECH. SERVICES
			6500 INSTR. TECH. SERVICES

FUND- 4
 SCHL- 0281 WRIGHT ELEMENTARY

PROGRAM CATEGORY	NBR	DIRECT						TOTAL DIRECT	SCHOOL INDIRECT	SCHOOL COST	DISTRICT INDIRECT	TOTAL
		SALARIES	BENEFITS	PURCHASED SERVICES	MATERIAL SUPPLIES	OTHER EXPENSES	CAPITAL OUTLAY					
K-3 BASIC	101	180512	27889	40344	10771	95	37321	296935	11023	307959	23787	331746
4-8 BASIC	102	34931	11911	17230	4600	40	15939	84654	4708	89362	10159	99521
BASIC		215444	39800	57575	15371	136	53261	381590	15731	397322	33946	431268
ESOL	130	3160	3729	5395	1440	12	4991	18730	1474	20204	3181	23386
ESOL		3160	3729	5395	1440	12	4991	18730	1474	20204	3181	23386
PK-3 BASIC W/ES	111	28531	16952	15262	4799	265	14379	80190	26923	107114	26854	133968
4-8 BASIC W/ESE	112	33329	9564	8610	2707	150	8112	62474	15189	77664	15150	92814
ESE LEVEL 4	254	2630	2965	2669	839	46	2515	11666	4709	16375	4697	21073
ESE		64492	29481	26543	8346	462	25006	154332	46821	201154	46702	247856
TOTAL FOR FEFP		283096	73012	89513	25158	612	83259	554653	64027	618681	83830	702511
FOOD SERVICE									174812		20382	
TRANSPORTATION											2782	

THOSE COSTS REPORTED IN THE COLUMN TITLED -SCHOOL INDIRECT- ARE DERIVED FROM TWO SOURCES: A) EXPENDITURES RECORDED BY SCHOOL AND B) SCHOOL LEVEL EXPENDITURES CENTRALLY RECORDED. FUNCTIONALLY DISTRIBUTED, THESE COSTS ARE AS REPORTED BELOW.

6100 PUPIL PERSONNEL	1005	6400 INSTR STAFF TRAINING	7700 CENTRAL SERVICES
6200 INSTRUCTIONAL MEDIA		7300 SCHOOL ADMINISTRATION	7900 OPERATION OF PLANT
6300 INSTR & CURR DEVLPMNT	63021	7400 FACILITIES ACQ-CONSTR	8100 MAINTENANCE OF PLANT
			8200 ADMIN. TECH. SERVICES
			6500 INSTR. TECH. SERVICES

FUND- 4
 SCHL- 0431 SHALIMAR ELEMENTARY

PROGRAM CATEGORY	NBR	DIRECT						TOTAL DIRECT	SCHOOL INDIRECT	SCHOOL COST	DISTRICT INDIRECT	TOTAL
		SALARIES	BENEFITS	PURCHASED SERVICES	MATERIAL SUPPLIES	OTHER EXPENSES	CAPITAL OUTLAY					
K-3 BASIC	101	146273	25208	40337	7775	399	15322	235316	24321	259638	23815	283453
4-8 BASIC	102	4702	8701	13923	2683	138	5288	35437	8395	43832	8220	52052
BASIC		150975	33909	54260	10458	537	20611	270753	32717	303470	32035	335506
ESOL	130	518	959	1534	295	15	582	3906	925	4831	906	5737
ESOL		518	959	1534	295	15	582	3906	925	4831	906	5737
PK-3 BASIC W/ES	111	55887	20864	15431	3652	469	6294	102600	37909	140510	27187	167697
4-8 BASIC W/ESE	112	21015	7845	5802	1373	176	2366	38580	14255	52835	10223	63058
ESE LEVEL 4	254	2468	921	681	161	20	278	4531	1674	6206	1200	7407
ESE		79371	29631	21915	5187	667	8939	145712	53839	199552	38611	238163
TOTAL FOR FEFP		230864	64500	77710	15942	1220	30133	420372	87481	507854	71553	579407
FOOD SERVICE									202230		18940	
TRANSPORTATION											2421	

THOSE COSTS REPORTED IN THE COLUMN TITLED -SCHOOL INDIRECT- ARE DERIVED FROM TWO SOURCES: A) EXPENDITURES RECORDED BY SCHOOL AND B) SCHOOL LEVEL EXPENDITURES CENTRALLY RECORDED. FUNCTIONALLY DISTRIBUTED, THESE COSTS ARE AS REPORTED BELOW.

6100 PUPIL PERSONNEL	23190	6400 INSTR STAFF TRAINING	7700 CENTRAL SERVICES
6200 INSTRUCTIONAL MEDIA		7300 SCHOOL ADMINISTRATION	5076 7900 OPERATION OF PLANT
6300 INSTR & CURR DEVLPMNT	59213	7400 FACILITIES ACQ-CONSTR	8100 MAINTENANCE OF PLANT
			8200 ADMIN. TECH. SERVICES
			6500 INSTR. TECH. SERVICES

FUND- 4
 SCHL- 0541 ELLIOTT POINT ELEMENTARY

PROGRAM CATEGORY	NBR	DIRECT						TOTAL DIRECT	SCHOOL INDIRECT	SCHOOL COST	DISTRICT INDIRECT	TOTAL
		SALARIES	BENEFITS	PURCHASED SERVICES	MATERIAL SUPPLIES	OTHER EXPENSES	CAPITAL OUTLAY					
K-3 BASIC	101	112937	23284	36022	5933	1060	15098	194336	31226	225562	21267	246830
4-8 BASIC	102	16059	8221	12719	2095	374	5331	44801	11026	55827	7509	63337
BASIC		128996	31505	48741	8028	1435	20429	239137	42252	281390	28777	310168
ESOL	130	5656	2895	4480	737	131	1877	15780	3883	19664	2645	22309
ESOL		5656	2895	4480	737	131	1877	15780	3883	19664	2645	22309
PK-3 BASIC W/ES	111	57920	15203	13481	2832	800	6017	96256	34088	130345	23751	154096
4-8 BASIC W/ESE	112	34950	9816	8703	1828	516	3885	59701	22009	81710	15334	97045
ESE LEVEL 4	254	3922	1600	1419	298	84	633	7958	3589	11548	2500	14048
ESE		96793	26621	23604	4959	1401	10536	163917	59687	223604	41586	265191
TOTAL FOR FEFP		231447	61022	76826	13726	2968	32843	418835	105823	524659	73009	597668
FOOD SERVICE									241708		20284	
TRANSPORTATION											2623	

THOSE COSTS REPORTED IN THE COLUMN TITLED -SCHOOL INDIRECT- ARE DERIVED FROM TWO SOURCES: A) EXPENDITURES RECORDED BY SCHOOL AND B) SCHOOL LEVEL EXPENDITURES CENTRALLY RECORDED. FUNCTIONALLY DISTRIBUTED, THESE COSTS ARE AS REPORTED BELOW.

6100 PUPIL PERSONNEL	18328	6400 INSTR STAFF TRAINING	20003	7700 CENTRAL SERVICES
6200 INSTRUCTIONAL MEDIA		7300 SCHOOL ADMINISTRATION		7900 OPERATION OF PLANT
6300 INSTR & CURR DEVLPMNT	67490	7400 FACILITIES ACQ-CONSTR		8100 MAINTENANCE OF PLANT
				8200 ADMIN. TECH. SERVICES
				6500 INSTR. TECH. SERVICES

FUND- 4
 SCHL- 0561 MARY ESTHER ELEMENTARY

PROGRAM CATEGORY	NBR	DIRECT						TOTAL DIRECT	SCHOOL INDIRECT	SCHOOL COST	DISTRICT INDIRECT	TOTAL
		SALARIES	BENEFITS	PURCHASED SERVICES	MATERIAL SUPPLIES	OTHER EXPENSES	CAPITAL OUTLAY					
K-3 BASIC	101	126415	23796	40426	12524	93	39323	242579	24767	267347	23148	290495
4-8 BASIC	102	8396	8592	14597	4522	33	14199	50341	8943	59285	8358	67643
BASIC		134812	32389	55023	17047	127	53522	292921	33710	326632	31507	358139
ESOL	130	1275	1305	2218	687	5	2157	7650	1359	9009	1270	10279
ESOL		1275	1305	2218	687	5	2157	7650	1359	9009	1270	10279
PK-3 BASIC W/ES 111		26461	11857	13367	4680	419	13211	69998	19452	89450	22855	112305
4-8 BASIC W/ESE 112		12186	7222	8142	2851	255	8047	38705	11848	50554	13921	64475
ESE		38648	19080	21509	7532	675	21258	108704	31300	140005	36776	176781
TOTAL FOR FEFP		174736	52775	78751	25266	807	76938	409276	66369	475646	69554	545200
FOOD SERVICE									191551		18346	
TRANSPORTATION											2278	

THOSE COSTS REPORTED IN THE COLUMN TITLED -SCHOOL INDIRECT- ARE DERIVED FROM TWO SOURCES: A) EXPENDITURES RECORDED BY SCHOOL AND B) SCHOOL LEVEL EXPENDITURES CENTRALLY RECORDED. FUNCTIONALLY DISTRIBUTED, THESE COSTS ARE AS REPORTED BELOW.

6100 PUPIL PERSONNEL	5110	6400 INSTR STAFF TRAINING	7700 CENTRAL SERVICES
6200 INSTRUCTIONAL MEDIA		7300 SCHOOL ADMINISTRATION	7900 OPERATION OF PLANT
6300 INSTR & CURR DEVLPMNT	61258	7400 FACILITIES ACQ-CONSTR	8100 MAINTENANCE OF PLANT
			8200 ADMIN. TECH. SERVICES
			6500 INSTR. TECH. SERVICES

FUND- 4
 SCHL- 0571 PLEW ELEMENTARY

PROGRAM CATEGORY	NBR	DIRECT						TOTAL DIRECT	SCHOOL INDIRECT	SCHOOL COST	DISTRICT INDIRECT	TOTAL
		SALARIES	BENEFITS	PURCHASED SERVICES	MATERIAL SUPPLIES	OTHER EXPENSES	CAPITAL OUTLAY					
K-3 BASIC	101	240	36	380	2183	96	5477	8414	13320	21734	10570	32305
4-8 BASIC	102	111	16	176	1012	44	2540	3903	6179	10082	4903	14986
BASIC		351	53	557	3195	140	8018	12317	19499	31817	15474	47292
ESOL	130			1	6		16	24	38	63	30	94
ESOL				1	6		16	24	38	63	30	94
PK-3 BASIC W/ES 111		84	16	328	1129	195	1888	3642	15224	18867	16134	35001
4-8 BASIC W/ESE 112		43	8	168	578	100	967	1865	7798	9664	8263	17927
ESE		127	24	497	1707	295	2855	5508	23023	28531	24397	52929
TOTAL FOR FEFP		479	77	1056	4909	436	10890	17851	42561	60413	39903	100316
FOOD SERVICE									202124		20484	
TRANSPORTATION											965	

THOSE COSTS REPORTED IN THE COLUMN TITLED -SCHOOL INDIRECT- ARE DERIVED FROM TWO SOURCES: A) EXPENDITURES RECORDED BY SCHOOL AND B) SCHOOL LEVEL EXPENDITURES CENTRALLY RECORDED. FUNCTIONALLY DISTRIBUTED, THESE COSTS ARE AS REPORTED BELOW.

6100 PUPIL PERSONNEL	6400 INSTR STAFF TRAINING	7700 CENTRAL SERVICES
6200 INSTRUCTIONAL MEDIA	7300 SCHOOL ADMINISTRATION	7900 OPERATION OF PLANT
6300 INSTR & CURR DEVLPMNT	42561 7400 FACILITIES ACQ-CONSTR	8100 MAINTENANCE OF PLANT
		8200 ADMIN. TECH. SERVICES
		6500 INSTR. TECH. SERVICES

FUND- 4
 SCHL- 0581 CHOCTAWHATCHEE HIGH

----- PROGRAM -----		----- DIRECT -----							SCHOOL	SCHOOL	DISTRICT	TOTAL
CATEGORY	NBR	SALARIES	BENEFITS	PURCHASED SERVICES	MATERIAL SUPPLIES	OTHER EXPENSES	CAPITAL OUTLAY	TOTAL DIRECT	INDIRECT	COST	INDIRECT	TOTAL
4-8 BASIC	102											
9-12 BASIC	103											
BASIC												
ESOL	130											
ESOL												
4-8 BASIC W/ESE	112	17	8					26	4	30	14	45
9-12 BASIC W/ES	113	38776	18690	549	1306	412	974	60710	9151	69862	32327	102190
ESE LEVEL 4	254	978	471	13	32	10	24	1532	231	1763	816	2579
ESE LEVEL 5	255	1991	960	28	67	21	50	3118	470	3588	1660	5249
ESE		41764	20130	591	1407	444	1049	65388	9856	75245	34818	110064
VOCATIONAL, 6-12 300												
VOCATIONAL PGM												
TOTAL FOR FEFP		41764	20130	591	1407	444	1049	65388	9856	75245	34818	110064
FOOD SERVICE									314516		55152	
TRANSPORTATION											1667	

THOSE COSTS REPORTED IN THE COLUMN TITLED -SCHOOL INDIRECT- ARE DERIVED FROM TWO SOURCES: A) EXPENDITURES RECORDED BY SCHOOL AND B) SCHOOL LEVEL EXPENDITURES CENTRALLY RECORDED. FUNCTIONALLY DISTRIBUTED, THESE COSTS ARE AS REPORTED BELOW.

6100 PUPIL PERSONNEL	9856	6400 INSTR STAFF TRAINING	7700 CENTRAL SERVICES
6200 INSTRUCTIONAL MEDIA		7300 SCHOOL ADMINISTRATION	7900 OPERATION OF PLANT
6300 INSTR & CURR DEVLPMNT		7400 FACILITIES ACQ-CONSTR	8100 MAINTENANCE OF PLANT
			8200 ADMIN. TECH. SERVICES
			6500 INSTR. TECH. SERVICES

FUND- 4
 SCHL- 0601 CRESTVIEW SENIOR HIGH

PROGRAM CATEGORY	NBR	DIRECT						TOTAL DIRECT	SCHOOL INDIRECT	SCHOOL COST	DISTRICT INDIRECT	TOTAL
		SALARIES	BENEFITS	PURCHASED SERVICES	MATERIAL SUPPLIES	OTHER EXPENSES	CAPITAL OUTLAY					
9-12 BASIC	103	869	131	1379	7904	348	19831	30464	2099	32564	38271	70835
BASIC		869	131	1379	7904	348	19831	30464	2099	32564	38271	70835
ESOL	130	6		9	55	2	139	214	14	228	269	497
ESOL		6		9	55	2	139	214	14	228	269	497
9-12 BASIC W/ES	113	20033	10063	1059	3637	629	6082	41505	507	42013	51968	93981
ESE LEVEL 4	254	166	83	8	30	5	50	344	4	348	431	779
ESE LEVEL 5	255	1455	730	76	264	45	441	3014	36	3051	3774	6825
ESE		21654	10877	1145	3931	680	6574	44865	548	45413	56173	101587
VOCATIONAL, 6-12	300	126	19	200	1147	50	2878	4422	304	4727	5555	10282
VOCATIONAL PGM		126	19	200	1147	50	2878	4422	304	4727	5555	10282
TOTAL FOR FEFP		22656	11029	2734	13038	1082	29424	79965	2967	82933	100270	183204
FOOD SERVICE									461768		63557	
TRANSPORTATION											2701	

THOSE COSTS REPORTED IN THE COLUMN TITLED -SCHOOL INDIRECT- ARE DERIVED FROM TWO SOURCES: A) EXPENDITURES RECORDED BY SCHOOL AND B) SCHOOL LEVEL EXPENDITURES CENTRALLY RECORDED. FUNCTIONALLY DISTRIBUTED, THESE COSTS ARE AS REPORTED BELOW.

- | | | |
|----------------------------|----------------------------|------------------------------|
| 6100 PUPIL PERSONNEL | 6400 INSTR STAFF TRAINING | 7700 CENTRAL SERVICES |
| 6200 INSTRUCTIONAL MEDIA | 7300 SCHOOL ADMINISTRATION | 2967 7900 OPERATION OF PLANT |
| 6300 INSTR & CURR DEVLPMNT | 7400 FACILITIES ACQ-CONSTR | 8100 MAINTENANCE OF PLANT |
| | | 8200 ADMIN. TECH. SERVICES |
| | | 6500 INSTR. TECH. SERVICES |

FUND- 4
 SCHL- 0621 KENWOOD ELEMENTARY

PROGRAM CATEGORY	NBR	DIRECT						TOTAL DIRECT	SCHOOL INDIRECT	SCHOOL COST	DISTRICT INDIRECT	TOTAL
		SALARIES	BENEFITS	PURCHASED SERVICES	MATERIAL SUPPLIES	OTHER EXPENSES	CAPITAL OUTLAY					
K-3 BASIC	101	233	35	369	2119	93	5318	8169	18942	27112	10263	37376
4-8 BASIC	102	70	10	112	644	28	1616	2483	5758	8241	3120	11362
BASIC		304	46	482	2764	121	6935	10653	24700	35354	13383	48738
ESOL	130	5		7	45	2	114	175	407	582	220	803
ESOL		5		7	45	2	114	175	407	582	220	803
PK-3 BASIC W/ES	111	63974	22920	453	1555	1877	2600	93381	32155	125536	22221	147758
4-8 BASIC W/ESE	112	17845	6490	128	440	531	736	26173	9105	35279	6292	41571
ESE LEVEL 4	254	17571	5905	116	400	483	670	25148	8284	33433	5725	39158
ESE LEVEL 5	255	2569	934	18	63	76	106	3768	1311	5079	905	5985
ESE		101961	36250	716	2459	2969	4113	148472	50857	199329	35145	234474
TOTAL FOR FEFP		102271	36297	1206	5269	3093	11162	159301	75964	235266	48749	284015
FOOD SERVICE									168869		19648	
TRANSPORTATION											908	

THOSE COSTS REPORTED IN THE COLUMN TITLED -SCHOOL INDIRECT- ARE DERIVED FROM TWO SOURCES: A) EXPENDITURES RECORDED BY SCHOOL AND B) SCHOOL LEVEL EXPENDITURES CENTRALLY RECORDED. FUNCTIONALLY DISTRIBUTED, THESE COSTS ARE AS REPORTED BELOW.

6100 PUPIL PERSONNEL	6400 INSTR STAFF TRAINING	7700 CENTRAL SERVICES
6200 INSTRUCTIONAL MEDIA	7300 SCHOOL ADMINISTRATION	7900 OPERATION OF PLANT
6300 INSTR & CURR DEVLPMNT	75964 7400 FACILITIES ACQ-CONSTR	8100 MAINTENANCE OF PLANT
		8200 ADMIN. TECH. SERVICES
		6500 INSTR. TECH. SERVICES

FUND- 4
 SCHL- 0631 FLOROSA ELEMENTARY SCHOOL

PROGRAM CATEGORY	NBR	DIRECT						TOTAL DIRECT	SCHOOL INDIRECT	SCHOOL COST	DISTRICT INDIRECT	TOTAL
		SALARIES	BENEFITS	PURCHASED SERVICES	MATERIAL SUPPLIES	OTHER EXPENSES	CAPITAL OUTLAY					
K-3 BASIC	101	210	31	333	1909	84	4791	7360	20177	27537	9246	36784
4-8 BASIC	102	94	14	150	862	38	2164	3325	9116	12442	4178	16620
BASIC		305	46	483	2772	122	6956	10686	29294	39980	13425	53405
ESOL	130	17	2	27	157	6	396	608	1667	2276	764	3040
ESOL		17	2	27	157	6	396	608	1667	2276	764	3040
PK-3 BASIC W/ES 111		4789	1592	445	1530	265	2559	11183	26211	37395	21870	59266
4-8 BASIC W/ESE 112		1927	640	179	616	106	1030	4500	10549	15050	8802	23852
ESE		6717	2232	625	2146	371	3590	15684	36761	52445	30673	83118
TOTAL FOR FEFP		7039	2281	1136	5077	500	10942	26979	67722	94702	44862	139564
FOOD SERVICE									195444		18904	
TRANSPORTATION											948	

THOSE COSTS REPORTED IN THE COLUMN TITLED -SCHOOL INDIRECT- ARE DERIVED FROM TWO SOURCES: A) EXPENDITURES RECORDED BY SCHOOL AND B) SCHOOL LEVEL EXPENDITURES CENTRALLY RECORDED. FUNCTIONALLY DISTRIBUTED, THESE COSTS ARE AS REPORTED BELOW.

6100 PUPIL PERSONNEL	223	6400 INSTR STAFF TRAINING	7700 CENTRAL SERVICES
6200 INSTRUCTIONAL MEDIA		7300 SCHOOL ADMINISTRATION	7900 OPERATION OF PLANT
6300 INSTR & CURR DEVLPMNT	67498	7400 FACILITIES ACQ-CONSTR	8100 MAINTENANCE OF PLANT
			8200 ADMIN. TECH. SERVICES
			6500 INSTR. TECH. SERVICES

FUND- 4
 SCHL- 0641 FORT WALTON BEACH HIGH

----- PROGRAM -----		----- DIRECT -----							SCHOOL	SCHOOL	DISTRICT	TOTAL
CATEGORY	NBR	SALARIES	BENEFITS	PURCHASED SERVICES	MATERIAL SUPPLIES	OTHER EXPENSES	CAPITAL OUTLAY	TOTAL DIRECT	INDIRECT	COST	INDIRECT	TOTAL
9-12 BASIC	103											
BASIC												
ESOL	130											
ESOL												
9-12 BASIC W/ES	113	21023	3703	515	1224	387	913	27767		27767	30298	58065
ESE LEVEL 5	255	113	20	2	6	2	4	150		150	164	314
ESE		21137	3723	517	1231	389	918	27918		27918	30462	58380
VOCATIONAL,6-12	300											
VOCATIONAL PGM												
TOTAL FOR FEFP		21137	3723	517	1231	389	918	27918		27918	30462	58380
FOOD SERVICE									213534		61246	
TRANSPORTATION											1703	

THOSE COSTS REPORTED IN THE COLUMN TITLED -SCHOOL INDIRECT- ARE DERIVED FROM TWO SOURCES: A) EXPENDITURES RECORDED BY SCHOOL AND B) SCHOOL LEVEL EXPENDITURES CENTRALLY RECORDED. FUNCTIONALLY DISTRIBUTED, THESE COSTS ARE AS REPORTED BELOW.

- | | | |
|----------------------------|----------------------------|----------------------------|
| 6100 PUPIL PERSONNEL | 6400 INSTR STAFF TRAINING | 7700 CENTRAL SERVICES |
| 6200 INSTRUCTIONAL MEDIA | 7300 SCHOOL ADMINISTRATION | 7900 OPERATION OF PLANT |
| 6300 INSTR & CURR DEVLPMNT | 7400 FACILITIES ACQ-CONSTR | 8100 MAINTENANCE OF PLANT |
| | | 8200 ADMIN. TECH. SERVICES |
| | | 6500 INSTR. TECH. SERVICES |

FUND- 4
 SCHL- 0651 BRUNER MIDDLE SCHOOL

PROGRAM CATEGORY	NBR	----- DIRECT -----						TOTAL DIRECT	SCHOOL INDIRECT	SCHOOL COST	DISTRICT INDIRECT	TOTAL
		SALARIES	BENEFITS	PURCHASED SERVICES	MATERIAL SUPPLIES	OTHER EXPENSES	CAPITAL OUTLAY					
4-8 BASIC	102											
BASIC												
ESOL	130											
ESOL												
4-8 BASIC W/ESE	112	101192	31231	507	1206	6387	900	141426	40586	182012	29860	211872
ESE LEVEL 4	254	1272	465	7	17	95	13	1871	604	2476	444	2921
ESE		102464	31696	515	1224	6483	913	143298	41190	184489	30305	214794
TOTAL FOR FEFP		102464	31696	515	1224	6483	913	143298	41190	184489	30305	214794
FOOD SERVICE									271190		28632	
TRANSPORTATION											1244	

THOSE COSTS REPORTED IN THE COLUMN TITLED -SCHOOL INDIRECT- ARE DERIVED FROM TWO SOURCES: A) EXPENDITURES RECORDED BY SCHOOL AND B) SCHOOL LEVEL EXPENDITURES CENTRALLY RECORDED. FUNCTIONALLY DISTRIBUTED, THESE COSTS ARE AS REPORTED BELOW.

6100 PUPIL PERSONNEL	10393	6400 INSTR STAFF TRAINING	7700 CENTRAL SERVICES
6200 INSTRUCTIONAL MEDIA		7300 SCHOOL ADMINISTRATION	7900 OPERATION OF PLANT
6300 INSTR & CURR DEVLPMNT	30796	7400 FACILITIES ACQ-CONSTR	8100 MAINTENANCE OF PLANT
			8200 ADMIN. TECH. SERVICES
			6500 INSTR. TECH. SERVICES

FUND- 4
 SCHL- 0671 LEWIS MIDDLE SCHOOL

----- PROGRAM -----		----- DIRECT -----						TOTAL	SCHOOL	SCHOOL	DISTRICT	TOTAL
CATEGORY	NBR	SALARIES	BENEFITS	PURCHASED SERVICES	MATERIAL SUPPLIES	OTHER EXPENSES	CAPITAL OUTLAY	DIRECT	INDIRECT	COST	INDIRECT	
4-8 BASIC	102											
BASIC												
ESOL	130											
ESOL												
4-8 BASIC W/ESE	112	46946	17603	332	789	404	588	66664	18380	85044	19532	104577
ESE		46946	17603	332	789	404	588	66664	18380	85044	19532	104577
TOTAL FOR FEFP		46946	17603	332	789	404	588	66664	18380	85044	19532	104577
FOOD SERVICE									199147		15417	
TRANSPORTATION											733	

THOSE COSTS REPORTED IN THE COLUMN TITLED -SCHOOL INDIRECT- ARE DERIVED FROM TWO SOURCES: A) EXPENDITURES RECORDED BY SCHOOL AND B) SCHOOL LEVEL EXPENDITURES CENTRALLY RECORDED. FUNCTIONALLY DISTRIBUTED, THESE COSTS ARE AS REPORTED BELOW.

6100 PUPIL PERSONNEL	6400 INSTR STAFF TRAINING	7700 CENTRAL SERVICES
6200 INSTRUCTIONAL MEDIA	7300 SCHOOL ADMINISTRATION	7900 OPERATION OF PLANT
6300 INSTR & CURR DEVLPMNT	18380 7400 FACILITIES ACQ-CONSTR	8100 MAINTENANCE OF PLANT
		8200 ADMIN. TECH. SERVICES
		6500 INSTR. TECH. SERVICES

FUND- 4
 SCHL- 0681 LONGWOOD ELEMENTARY SCHOOL

PROGRAM CATEGORY	NBR	DIRECT						TOTAL DIRECT	SCHOOL INDIRECT	SCHOOL COST	DISTRICT INDIRECT	TOTAL
		SALARIES	BENEFITS	PURCHASED SERVICES	MATERIAL SUPPLIES	OTHER EXPENSES	CAPITAL OUTLAY					
K-3 BASIC	101	125530	16954	38768	15097	920	15036	212307	28719	241027	22889	263916
4-8 BASIC	102	8673	6492	14847	5781	352	5758	41905	11258	53164	8765	61930
BASIC		134203	23446	53616	20878	1273	20794	254213	39977	294191	31655	325846
ESOL	130	2911	2179	4984	1941	118	1933	14068	3704	17773	2942	20715
ESOL		2911	2179	4984	1941	118	1933	14068	3704	17773	2942	20715
PK-3 BASIC W/ES	111	60968	33549	12833	5510	615	5335	118813	37930	156744	22610	179354
4-8 BASIC W/ESE	112	92036	17024	6512	2796	312	2707	121388	19283	140672	11473	152146
ESE LEVEL 4	254	2343	1424	544	233	26	226	4799	1613	6412	959	7372
ESE LEVEL 5	255	276	168	64	27	3	26	566	190	757	113	870
ESE		155624	52166	19955	8568	957	8295	245568	59018	304586	35157	339744
TOTAL FOR FEFP		292740	77793	78556	31388	2348	31024	513850	102700	616551	69755	686307
FOOD SERVICE									179941		19162	
TRANSPORTATION									2540		2386	

THOSE COSTS REPORTED IN THE COLUMN TITLED -SCHOOL INDIRECT- ARE DERIVED FROM TWO SOURCES: A) EXPENDITURES RECORDED BY SCHOOL AND B) SCHOOL LEVEL EXPENDITURES CENTRALLY RECORDED. FUNCTIONALLY DISTRIBUTED, THESE COSTS ARE AS REPORTED BELOW.

6100 PUPIL PERSONNEL	20144	6400 INSTR STAFF TRAINING	25021	7700 CENTRAL SERVICES
6200 INSTRUCTIONAL MEDIA		7300 SCHOOL ADMINISTRATION		7900 OPERATION OF PLANT
6300 INSTR & CURR DEVLPMNT	52657	7400 FACILITIES ACQ-CONSTR	4875	8100 MAINTENANCE OF PLANT
				8200 ADMIN. TECH. SERVICES
				6500 INSTR. TECH. SERVICES

FUND- 4
 SCHL- 0701 OKALOOSA APPLIED TECHNOLOGY CR

PROGRAM CATEGORY	NBR	DIRECT						TOTAL DIRECT	SCHOOL INDIRECT	SCHOOL COST	DISTRICT INDIRECT	TOTAL
		SALARIES	BENEFITS	PURCHASED SERVICES	MATERIAL SUPPLIES	OTHER EXPENSES	CAPITAL OUTLAY					
4-8 BASIC	102			1	6	1455	17	1481	19	1501	32	1534
9-12 BASIC	103	42	6	67	389	83264	977	84749	1143	85892	1886	87779
BASIC		43	6	69	396	84720	994	86230	1163	87394	1919	89313
PK-3 BASIC W/ES	111	7	277	29	101	11387	169	11973	830	12804	1447	14251
4-8 BASIC W/ESE	112	7	277	29	101	11387	169	11973	830	12804	1447	14251
9-12 BASIC W/ES	113	7731	1747	185	637	71630	1065	82997	5225	88223	9103	97326
ESE LEVEL 4	254		6		2	250	3	263	18	281	31	313
ESE LEVEL 5	255		10	1	3	409	6	431	29	460	52	513
ESE		7747	2319	246	845	95066	1414	107639	6935	114574	12081	126656
VOCATIONAL, 6-12	300	52	7	82	474	101413	1190	103222	1392	104614	2298	106912
VOCATIONAL PGM		52	7	82	474	101413	1190	103222	1392	104614	2298	106912
AGRISCIENCE & N	351	14	2	22	128	27519	323	28010	377	28388	623	29012
BUSINESS EDUCAT	352	17	2	27	159	34115	400	34723	468	35192	773	35965
FAMILY AND CONS	353	5		9	53	11371	133	11574	156	11730	257	11988
HEALTH SCIENCE	354	50	7	79	457	97797	1148	99541	1343	100884	2216	103100
INDUSTRIAL	355	124	18	196	1127	241014	2829	245311	3309	248621	5461	254083
ADULT PGM		212	32	336	1927	411819	4835	419162	5655	424817	9331	434149
TOTAL FOR FEFP		8055	2365	734	3643	693019	8435	716254	15146	731401	25631	757032
FOOD SERVICE									27824		7424	
TRANSPORTATION											561	

THOSE COSTS REPORTED IN THE COLUMN TITLED -SCHOOL INDIRECT- ARE DERIVED FROM TWO SOURCES: A) EXPENDITURES RECORDED BY SCHOOL AND B) SCHOOL LEVEL EXPENDITURES CENTRALLY RECORDED. FUNCTIONALLY DISTRIBUTED, THESE COSTS ARE AS REPORTED BELOW.

6100 PUPIL PERSONNEL	5631	6400 INSTR STAFF TRAINING	7700 CENTRAL SERVICES
6200 INSTRUCTIONAL MEDIA		7300 SCHOOL ADMINISTRATION	7900 OPERATION OF PLANT
6300 INSTR & CURR DEVLPMNT	9514	7400 FACILITIES ACQ-CONSTR	8100 MAINTENANCE OF PLANT
			8200 ADMIN. TECH. SERVICES
			6500 INSTR. TECH. SERVICES

FUND- 4
 SCHL- 0731 WALKER ELEMENTARY

PROGRAM CATEGORY	NBR	DIRECT						TOTAL DIRECT	SCHOOL INDIRECT	SCHOOL COST	DISTRICT INDIRECT	TOTAL
		SALARIES	BENEFITS	PURCHASED SERVICES	MATERIAL SUPPLIES	OTHER EXPENSES	CAPITAL OUTLAY					
K-3 BASIC	101	158996	27274	53395	7762	1114	26361	274905	35406	310311	31524	341836
4-8 BASIC	102	14730	10129	19831	2883	413	9791	57780	13150	70930	11708	82639
BASIC		173726	37404	73227	10646	1528	36152	332685	48556	381241	43233	424475
ESOL	130	304	322	630	91	13	311	1672	418	2090	372	2462
ESOL		304	322	630	91	13	311	1672	418	2090	372	2462
PK-3 BASIC W/ES	111	54202	21369	12099	2302	452	6285	96712	20917	117629	21317	138947
4-8 BASIC W/ESE	112	46321	18262	10340	1967	386	5371	82650	17876	100526	18218	118744
ESE LEVEL 4	254	2368	933	528	100	19	274	4226	914	5140	931	6072
ESE LEVEL 5	255	1504	593	335	63	12	174	2683	580	3264	591	3855
ESE		104396	41158	23305	4434	871	12105	186272	40288	226561	41059	267620
TOTAL FOR FEFP		278427	78885	97162	15172	2413	48569	520630	89262	609893	84664	694558
FOOD SERVICE									233016		24744	
TRANSPORTATION											3047	

THOSE COSTS REPORTED IN THE COLUMN TITLED -SCHOOL INDIRECT- ARE DERIVED FROM TWO SOURCES: A) EXPENDITURES RECORDED BY SCHOOL AND B) SCHOOL LEVEL EXPENDITURES CENTRALLY RECORDED. FUNCTIONALLY DISTRIBUTED, THESE COSTS ARE AS REPORTED BELOW.

6100 PUPIL PERSONNEL	2132	6400 INSTR STAFF TRAINING	30910	7700 CENTRAL SERVICES
6200 INSTRUCTIONAL MEDIA		7300 SCHOOL ADMINISTRATION		7900 OPERATION OF PLANT
6300 INSTR & CURR DEVLPMNT	56218	7400 FACILITIES ACQ-CONSTR		8100 MAINTENANCE OF PLANT
				8200 ADMIN. TECH. SERVICES
				6500 INSTR. TECH. SERVICES

FUND- 4
 SCHL- 0741 BLUEWATER ELEMENTARY

PROGRAM CATEGORY	NBR	DIRECT						TOTAL DIRECT	SCHOOL INDIRECT	SCHOOL COST	DISTRICT INDIRECT	TOTAL
		SALARIES	BENEFITS	PURCHASED SERVICES	MATERIAL SUPPLIES	OTHER EXPENSES	CAPITAL OUTLAY					
K-3 BASIC	101	272	41	431	2473	109	6207	9535	15136	24671	11978	36650
4-8 BASIC	102	100	15	159	912	40	2289	3516	5582	9099	4418	13518
BASIC		372	56	590	3386	149	8496	13052	20718	33770	16397	50168
ESOL	130	5		8	47	2	118	182	289	471	228	700
ESOL		5		8	47	2	118	182	289	471	228	700
PK-3 BASIC W/ES	111	137	61	537	1845	2727	3086	8396	20024	28420	26371	54792
4-8 BASIC W/ESE	112	57	25	224	770	1138	1288	3505	8360	11866	11010	22876
ESE LEVEL 4	254	1		4	17	25	28	77	184	262	243	505
ESE		196	88	767	2633	3891	4403	11980	28569	40549	37625	78175
TOTAL FOR FEFP		574	145	1366	6067	4042	13018	25214	49576	74791	54251	129043
FOOD SERVICE									185841		23026	
TRANSPORTATION											1680	

THOSE COSTS REPORTED IN THE COLUMN TITLED -SCHOOL INDIRECT- ARE DERIVED FROM TWO SOURCES: A) EXPENDITURES RECORDED BY SCHOOL AND B) SCHOOL LEVEL EXPENDITURES CENTRALLY RECORDED. FUNCTIONALLY DISTRIBUTED, THESE COSTS ARE AS REPORTED BELOW.

6100 PUPIL PERSONNEL	6400 INSTR STAFF TRAINING	7700 CENTRAL SERVICES
6200 INSTRUCTIONAL MEDIA	7300 SCHOOL ADMINISTRATION	7900 OPERATION OF PLANT
6300 INSTR & CURR DEVLPMNT	49576 7400 FACILITIES ACQ-CONSTR	8100 MAINTENANCE OF PLANT
		8200 ADMIN. TECH. SERVICES
		6500 INSTR. TECH. SERVICES

FUND- 4
 SCHL- 0751 ANTIOCH ELEMENTARY

PROGRAM CATEGORY	NBR	DIRECT						TOTAL DIRECT	SCHOOL INDIRECT	SCHOOL COST	DISTRICT INDIRECT	TOTAL
		SALARIES	BENEFITS	PURCHASED SERVICES	MATERIAL SUPPLIES	OTHER EXPENSES	CAPITAL OUTLAY					
K-3 BASIC	101	309	46	491	2815	124	7063	10850	13100	23950	13631	37581
4-8 BASIC	102	141	21	224	1287	56	3230	4962	5991	10954	6234	17188
BASIC		451	68	715	4102	180	10293	15813	19092	34905	19865	54770
ESOL	130	3		6	35	1	88	136	164	300	171	471
ESOL		3		6	35	1	88	136	164	300	171	471
PK-3 BASIC W/ES	111	36060	6546	472	1621	1311	2711	48723	24405	73129	23167	96296
4-8 BASIC W/ESE	112	22495	4083	294	1011	817	1691	30394	15224	45618	14452	60071
ESE LEVEL 4	254	13263	2407	173	596	482	997	17921	8976	26898	8521	35419
ESE LEVEL 5	255	2054	372	26	92	74	154	2775	1390	4166	1319	5486
ESE		73874	13410	967	3321	2686	5554	99815	49996	149812	47461	197273
TOTAL FOR FEFP		74329	13479	1689	7459	2868	15937	115765	69252	185018	67498	252516
FOOD SERVICE									236187		28719	
TRANSPORTATION											1532	

THOSE COSTS REPORTED IN THE COLUMN TITLED -SCHOOL INDIRECT- ARE DERIVED FROM TWO SOURCES: A) EXPENDITURES RECORDED BY SCHOOL AND B) SCHOOL LEVEL EXPENDITURES CENTRALLY RECORDED. FUNCTIONALLY DISTRIBUTED, THESE COSTS ARE AS REPORTED BELOW.

6100 PUPIL PERSONNEL	6400 INSTR STAFF TRAINING	7700 CENTRAL SERVICES
6200 INSTRUCTIONAL MEDIA	7300 SCHOOL ADMINISTRATION	7900 OPERATION OF PLANT
6300 INSTR & CURR DEVLPMNT	69252 7400 FACILITIES ACQ-CONSTR	8100 MAINTENANCE OF PLANT
		8200 ADMIN. TECH. SERVICES
		6500 INSTR. TECH. SERVICES

FUND- 4
 SCHL- 0761 DAVIDSON MIDDLE SCHOOL

----- PROGRAM -----		----- DIRECT -----							SCHOOL	SCHOOL	DISTRICT	TOTAL
CATEGORY	NBR	SALARIES	BENEFITS	PURCHASED SERVICES	MATERIAL SUPPLIES	OTHER EXPENSES	CAPITAL OUTLAY	TOTAL DIRECT	INDIRECT	COST	INDIRECT	TOTAL
4-8 BASIC	102											
BASIC												
ESOL	130											
ESOL												
4-8 BASIC W/ESE	112	86190	30270	416	990	599	739	119208	43679	162887	24521	187409
ESE LEVEL 4	254	1329	466	6	15	9	11	1838	673	2512	378	2891
ESE LEVEL 5	255	3712	1303	17	42	25	31	5135	1881	7016	1056	8073
ESE		91233	32041	441	1048	634	782	126182	46234	172417	25956	198373
TOTAL FOR FEFP		91233	32041	441	1048	634	782	126182	46234	172417	25956	198373
FOOD SERVICE									239267		28573	
TRANSPORTATION											1174	

THOSE COSTS REPORTED IN THE COLUMN TITLED -SCHOOL INDIRECT- ARE DERIVED FROM TWO SOURCES: A) EXPENDITURES RECORDED BY SCHOOL AND B) SCHOOL LEVEL EXPENDITURES CENTRALLY RECORDED. FUNCTIONALLY DISTRIBUTED, THESE COSTS ARE AS REPORTED BELOW.

6100 PUPIL PERSONNEL	6400 INSTR STAFF TRAINING	7700 CENTRAL SERVICES
6200 INSTRUCTIONAL MEDIA	7300 SCHOOL ADMINISTRATION	7900 OPERATION OF PLANT
6300 INSTR & CURR DEVLPMNT	46234 7400 FACILITIES ACQ-CONSTR	8100 MAINTENANCE OF PLANT
		8200 ADMIN. TECH. SERVICES
		6500 INSTR. TECH. SERVICES

FUND- 4
 SCHL- 0771 DESTIN MIDDLE SCHOOL

PROGRAM CATEGORY	NBR	DIRECT						TOTAL DIRECT	SCHOOL INDIRECT	SCHOOL COST	DISTRICT INDIRECT	TOTAL
		SALARIES	BENEFITS	PURCHASED SERVICES	MATERIAL SUPPLIES	OTHER EXPENSES	CAPITAL OUTLAY					
4-8 BASIC	102	331	50	525	3014	554	7562	12040		12040	14595	26635
BASIC		331	50	525	3014	554	7562	12040		12040	14595	26635
ESOL	130	7	1	12	70	13	177	283		283	343	626
ESOL		7	1	12	70	13	177	283		283	343	626
4-8 BASIC W/ESE	112	109	21	425	1459	360	2441	4816	14898	19715	20857	40573
ESE LEVEL 5	255	3		14	49	12	81	161	500	662	700	1362
ESE		112	21	439	1508	372	2523	4978	15398	20377	21558	41935
TOTAL FOR FEFP		452	73	977	4594	940	10263	17301	15398	32700	36497	69197
FOOD SERVICE									177325		20967	
TRANSPORTATION									492		1162	

THOSE COSTS REPORTED IN THE COLUMN TITLED -SCHOOL INDIRECT- ARE DERIVED FROM TWO SOURCES: A) EXPENDITURES RECORDED BY SCHOOL AND B) SCHOOL LEVEL EXPENDITURES CENTRALLY RECORDED. FUNCTIONALLY DISTRIBUTED, THESE COSTS ARE AS REPORTED BELOW.

6100 PUPIL PERSONNEL	6400 INSTR STAFF TRAINING	7700 CENTRAL SERVICES
6200 INSTRUCTIONAL MEDIA	7300 SCHOOL ADMINISTRATION	7900 OPERATION OF PLANT
6300 INSTR & CURR DEVLPMNT	15398 7400 FACILITIES ACQ-CONSTR	8100 MAINTENANCE OF PLANT
		8200 ADMIN. TECH. SERVICES
		6500 INSTR. TECH. SERVICES

FUND- 4
 SCHL- 0781 ECCI - SOUTH

----- PROGRAM -----		----- DIRECT -----							SCHOOL	SCHOOL	DISTRICT	TOTAL
CATEGORY	NBR	SALARIES	BENEFITS	SERVICES	PURCHASED MATERIAL SUPPLIES	OTHER EXPENSES	CAPITAL OUTLAY	TOTAL DIRECT	INDIRECT	COST	INDIRECT	TOTAL
4-8 BASIC	102											
9-12 BASIC	103											
BASIC												
4-8 BASIC W/ESE	112											
9-12 BASIC W/ES	113											
ESE LEVEL 5	255											
ESE												
TOTAL FOR FEFP												
FOOD SERVICE									3912		3350	
TRANSPORTATION												

THOSE COSTS REPORTED IN THE COLUMN TITLED -SCHOOL INDIRECT- ARE DERIVED FROM TWO SOURCES: A) EXPENDITURES RECORDED BY SCHOOL AND B) SCHOOL LEVEL EXPENDITURES CENTRALLY RECORDED. FUNCTIONALLY DISTRIBUTED, THESE COSTS ARE AS REPORTED BELOW.

- | | | |
|----------------------------|----------------------------|----------------------------|
| 6100 PUPIL PERSONNEL | 6400 INSTR STAFF TRAINING | 7700 CENTRAL SERVICES |
| 6200 INSTRUCTIONAL MEDIA | 7300 SCHOOL ADMINISTRATION | 7900 OPERATION OF PLANT |
| 6300 INSTR & CURR DEVLPMNT | 7400 FACILITIES ACQ-CONSTR | 8100 MAINTENANCE OF PLANT |
| | | 8200 ADMIN. TECH. SERVICES |
| | | 6500 INSTR. TECH. SERVICES |

FUND- 4
 SCHL- 0791 ECCI - NORTH

----- PROGRAM -----		----- DIRECT -----							SCHOOL	SCHOOL	DISTRICT	TOTAL
CATEGORY	NBR	SALARIES	BENEFITS	PURCHASED SERVICES	MATERIAL SUPPLIES	OTHER EXPENSES	CAPITAL OUTLAY	TOTAL DIRECT	INDIRECT	COST	INDIRECT	TOTAL
4-8 BASIC	102											
9-12 BASIC	103											
BASIC												
4-8 BASIC W/ESE	112											
9-12 BASIC W/ES	113											
ESE LEVEL 5	255											
ESE												
TOTAL FOR FEFP												
FOOD SERVICE									7876			
TRANSPORTATION												1680

THOSE COSTS REPORTED IN THE COLUMN TITLED -SCHOOL INDIRECT- ARE DERIVED FROM TWO SOURCES: A) EXPENDITURES RECORDED BY SCHOOL AND B) SCHOOL LEVEL EXPENDITURES CENTRALLY RECORDED. FUNCTIONALLY DISTRIBUTED, THESE COSTS ARE AS REPORTED BELOW.

- | | | |
|----------------------------|----------------------------|----------------------------|
| 6100 PUPIL PERSONNEL | 6400 INSTR STAFF TRAINING | 7700 CENTRAL SERVICES |
| 6200 INSTRUCTIONAL MEDIA | 7300 SCHOOL ADMINISTRATION | 7900 OPERATION OF PLANT |
| 6300 INSTR & CURR DEVLPMNT | 7400 FACILITIES ACQ-CONSTR | 8100 MAINTENANCE OF PLANT |
| | | 8200 ADMIN. TECH. SERVICES |
| | | 6500 INSTR. TECH. SERVICES |

FUND- 4
 SCHL- 0811 SOUTHSIDE CENTER

----- PROGRAM -----		----- DIRECT -----							SCHOOL	SCHOOL	DISTRICT	TOTAL
CATEGORY	NBR	SALARIES	BENEFITS	PURCHASED SERVICES	MATERIAL SUPPLIES	OTHER EXPENSES	CAPITAL OUTLAY	TOTAL DIRECT	INDIRECT	COST	INDIRECT	TOTAL
4-8 BASIC	102											
BASIC												
PK-3 BASIC W/ES	111	20301	5359	139	331	876	246	27254		27254	8191	35446
4-8 BASIC W/ESE	112	3213	848	22	52	138	39	4314		4314	1296	5610
ESE LEVEL 4	254	7919	2090	54	129	341	96	10631		10631	3195	13826
ESE LEVEL 5	255	30832	8139	211	502	1331	375	41392		41392	12440	53833
ESE		62267	16437	427	1015	2688	757	83593		83593	25123	108716
TOTAL FOR FEFP		62267	16437	427	1015	2688	757	83593		83593	25123	108716
FOOD SERVICE									32621		2639	
TRANSPORTATION											459	

THOSE COSTS REPORTED IN THE COLUMN TITLED -SCHOOL INDIRECT- ARE DERIVED FROM TWO SOURCES: A) EXPENDITURES RECORDED BY SCHOOL AND B) SCHOOL LEVEL EXPENDITURES CENTRALLY RECORDED. FUNCTIONALLY DISTRIBUTED, THESE COSTS ARE AS REPORTED BELOW.

- | | | |
|----------------------------|----------------------------|----------------------------|
| 6100 PUPIL PERSONNEL | 6400 INSTR STAFF TRAINING | 7700 CENTRAL SERVICES |
| 6200 INSTRUCTIONAL MEDIA | 7300 SCHOOL ADMINISTRATION | 7900 OPERATION OF PLANT |
| 6300 INSTR & CURR DEVLPMNT | 7400 FACILITIES ACQ-CONSTR | 8100 MAINTENANCE OF PLANT |
| | | 8200 ADMIN. TECH. SERVICES |
| | | 6500 INSTR. TECH. SERVICES |

FUND- 4
 SCHL- 9810 GULF COAST YOUTH ACADEMY

PROGRAM CATEGORY	NBR	DIRECT						TOTAL DIRECT	SCHOOL INDIRECT	SCHOOL COST	DISTRICT INDIRECT	TOTAL
		SALARIES	BENEFITS	PURCHASED SERVICES	MATERIAL SUPPLIES	OTHER EXPENSES	CAPITAL OUTLAY					
4-8 BASIC	102	10994	3133	35	203	8	511	14886		14886	986	15873
9-12 BASIC	103	21360	6364	72	413	18	1038	29267		29267	2003	31271
BASIC		32354	9497	107	617	27	1549	44154		44154	2990	47144
4-8 BASIC W/ESE	112	6891	1769	20	115	5	288	9089		9089	557	9646
9-12 BASIC W/ES	113	24671	5668	64	368	16	924	31714		31714	1784	33499
ESE		31563	7438	84	483	21	1213	40804		40804	2341	43146
VOCATIONAL, 6-12	300	2676	1226	13	79	3	200	4199		4199	386	4585
VOCATIONAL PGM		2676	1226	13	79	3	200	4199		4199	386	4585
TOTAL FOR FEFP		66593	18162	206	1180	52	2962	89158		89158	5718	94876
FOOD SERVICE												
TRANSPORTATION											36	

THOSE COSTS REPORTED IN THE COLUMN TITLED -SCHOOL INDIRECT- ARE DERIVED FROM TWO SOURCES: A) EXPENDITURES RECORDED BY SCHOOL AND B) SCHOOL LEVEL EXPENDITURES CENTRALLY RECORDED. FUNCTIONALLY DISTRIBUTED, THESE COSTS ARE AS REPORTED BELOW.

- | | | |
|----------------------------|----------------------------|----------------------------|
| 6100 PUPIL PERSONNEL | 6400 INSTR STAFF TRAINING | 7700 CENTRAL SERVICES |
| 6200 INSTRUCTIONAL MEDIA | 7300 SCHOOL ADMINISTRATION | 7900 OPERATION OF PLANT |
| 6300 INSTR & CURR DEVLPMNT | 7400 FACILITIES ACQ-CONSTR | 8100 MAINTENANCE OF PLANT |
| | | 8200 ADMIN. TECH. SERVICES |
| | | 6500 INSTR. TECH. SERVICES |

FUND- 4
 SCHL- 9811 OKALOOSA YOUTH DEVELOPMENT CTR

PROGRAM CATEGORY	NBR	DIRECT						TOTAL DIRECT	SCHOOL INDIRECT	SCHOOL COST	DISTRICT INDIRECT	TOTAL
		SALARIES	BENEFITS	PURCHASED SERVICES	MATERIAL SUPPLIES	OTHER EXPENSES	CAPITAL OUTLAY					
4-8 BASIC	102	20788	1993	17	559	4	2668	26032	26032	484	26517	
9-12 BASIC	103	23811	4631	40	1300	10	6198	35992	35992	1126	37119	
BASIC		44599	6625	58	1860	14	8866	62025	62025	1611	63636	
4-8 BASIC W/ESE	112	13878	1639	14	460	3	2194	18191	18191	398	18590	
9-12 BASIC W/ES	113	6956	2220	19	623	4	2971	12796	12796	540	13336	
ESE		20834	3860	33	1083	8	5166	30988	30988	939	31927	
VOCATIONAL,6-12	300	67	561	4	157	1	751	1543	1543	136	1680	
VOCATIONAL PGM		67	561	4	157	1	751	1543	1543	136	1680	
TOTAL FOR FEFP		65502	11047	96	3101	24	14784	94556	94556	2687	97244	

FOOD SERVICE
 TRANSPORTATION

9

THOSE COSTS REPORTED IN THE COLUMN TITLED -SCHOOL INDIRECT- ARE DERIVED FROM TWO SOURCES: A) EXPENDITURES RECORDED BY SCHOOL AND B) SCHOOL LEVEL EXPENDITURES CENTRALLY RECORDED. FUNCTIONALLY DISTRIBUTED, THESE COSTS ARE AS REPORTED BELOW.

- | | | |
|----------------------------|----------------------------|----------------------------|
| 6100 PUPIL PERSONNEL | 6400 INSTR STAFF TRAINING | 7700 CENTRAL SERVICES |
| 6200 INSTRUCTIONAL MEDIA | 7300 SCHOOL ADMINISTRATION | 7900 OPERATION OF PLANT |
| 6300 INSTR & CURR DEVLPMNT | 7400 FACILITIES ACQ-CONSTR | 8100 MAINTENANCE OF PLANT |
| | | 8200 ADMIN. TECH. SERVICES |
| | | 6500 INSTR. TECH. SERVICES |

FUND- 4
 SCHL- 9812 OKALOOSA YOUTH ACADEMY

PROGRAM CATEGORY	NBR	DIRECT						TOTAL DIRECT	SCHOOL INDIRECT	SCHOOL COST	DISTRICT INDIRECT	TOTAL
		SALARIES	BENEFITS	PURCHASED SERVICES	MATERIAL SUPPLIES	OTHER EXPENSES	CAPITAL OUTLAY					
4-8 BASIC	102	6620	972	29	167	7	420	8218	8218	812	9030	
9-12 BASIC	103	6349	1175	35	202	8	508	8281	8281	982	9264	
BASIC		12970	2147	64	370	16	929	16500	16500	1794	18294	
4-8 BASIC W/ESE	112	5727	833	25	143	6	360	7096	7096	696	7793	
9-12 BASIC W/ES	113	9115	1862	56	321	14	806	12175	12175	1555	13731	
ESE		14842	2695	81	465	20	1167	19272	19272	2252	21524	
VOCATIONAL, 6-12	300	5611	1059	31	182	8	458	7352	7352	884	8236	
VOCATIONAL PGM		5611	1059	31	182	8	458	7352	7352	884	8236	
TOTAL FOR FEFP		33425	5902	177	1018	44	2555	43124	43124	4931	48056	
FOOD SERVICE												
TRANSPORTATION										34		

THOSE COSTS REPORTED IN THE COLUMN TITLED -SCHOOL INDIRECT- ARE DERIVED FROM TWO SOURCES: A) EXPENDITURES RECORDED BY SCHOOL AND B) SCHOOL LEVEL EXPENDITURES CENTRALLY RECORDED. FUNCTIONALLY DISTRIBUTED, THESE COSTS ARE AS REPORTED BELOW.

- | | | |
|----------------------------|----------------------------|----------------------------|
| 6100 PUPIL PERSONNEL | 6400 INSTR STAFF TRAINING | 7700 CENTRAL SERVICES |
| 6200 INSTRUCTIONAL MEDIA | 7300 SCHOOL ADMINISTRATION | 7900 OPERATION OF PLANT |
| 6300 INSTR & CURR DEVLPMNT | 7400 FACILITIES ACQ-CONSTR | 8100 MAINTENANCE OF PLANT |
| | | 8200 ADMIN. TECH. SERVICES |
| | | 6500 INSTR. TECH. SERVICES |

FUND- 4
 SCHL- 9813 OKALOOSA REGIONAL DETENTION CT

PROGRAM CATEGORY	NBR	DIRECT						TOTAL DIRECT	SCHOOL INDIRECT	SCHOOL COST	DISTRICT INDIRECT	TOTAL
		SALARIES	BENEFITS	PURCHASED SERVICES	MATERIAL SUPPLIES	OTHER EXPENSES	CAPITAL OUTLAY					
4-8 BASIC	102	2297	752	7	44	1	111	3216		3216	215	3432
9-12 BASIC	103	16000	2994	30	177	7	445	19656		19656	859	20515
BASIC		18297	3747	38	222	9	557	22872		22872	1075	23947
4-8 BASIC W/ESE	112	3427	450	4	26	1	67	3978		3978	129	4107
9-12 BASIC W/ES	113	5715	603	6	35	1	89	6451		6451	173	6625
ESE		9142	1054	10	62	2	156	10430		10430	302	10732
TOTAL FOR FEFP		27440	4801	49	284	12	713	33302		33302	1377	34680
FOOD SERVICE												
TRANSPORTATION											10	

THOSE COSTS REPORTED IN THE COLUMN TITLED -SCHOOL INDIRECT- ARE DERIVED FROM TWO SOURCES: A) EXPENDITURES RECORDED BY SCHOOL AND B) SCHOOL LEVEL EXPENDITURES CENTRALLY RECORDED. FUNCTIONALLY DISTRIBUTED, THESE COSTS ARE AS REPORTED BELOW.

- | | | |
|----------------------------|----------------------------|----------------------------|
| 6100 PUPIL PERSONNEL | 6400 INSTR STAFF TRAINING | 7700 CENTRAL SERVICES |
| 6200 INSTRUCTIONAL MEDIA | 7300 SCHOOL ADMINISTRATION | 7900 OPERATION OF PLANT |
| 6300 INSTR & CURR DEVLPMNT | 7400 FACILITIES ACQ-CONSTR | 8100 MAINTENANCE OF PLANT |
| | | 8200 ADMIN. TECH. SERVICES |
| | | 6500 INSTR. TECH. SERVICES |

FUND- 4
 SCHL- 9814 ADOLESCENT SUBSTANCE ABUSE PRG

PROGRAM CATEGORY	NBR	DIRECT						TOTAL DIRECT	SCHOOL INDIRECT	SCHOOL COST	DISTRICT INDIRECT	TOTAL
		SALARIES	BENEFITS	PURCHASED SERVICES	MATERIAL SUPPLIES	OTHER EXPENSES	CAPITAL OUTLAY					
4-8 BASIC	102	3341	491	9	57	2	143	4046		4046	277	4323
9-12 BASIC	103	16009	3263	66	380	16	953	20690		20690	1840	22531
BASIC		19350	3755	76	437	19	1097	24736		24736	2118	26854
4-8 BASIC W/ESE	112	619	60	1	7		17	705		705	34	739
9-12 BASIC W/ES	113	8859	1308	26	152	6	382	10735		10735	738	11473
ESE		9478	1368	27	159	7	400	11441		11441	772	12213
VOCATIONAL, 6-12	300	1092	105	2	12		30	1242		1242	59	1302
VOCATIONAL PGM		1092	105	2	12		30	1242		1242	59	1302
TOTAL FOR FEFP		29921	5229	106	609	26	1528	37420		37420	2949	40370
FOOD SERVICE												
TRANSPORTATION											14	

THOSE COSTS REPORTED IN THE COLUMN TITLED -SCHOOL INDIRECT- ARE DERIVED FROM TWO SOURCES: A) EXPENDITURES RECORDED BY SCHOOL AND B) SCHOOL LEVEL EXPENDITURES CENTRALLY RECORDED. FUNCTIONALLY DISTRIBUTED, THESE COSTS ARE AS REPORTED BELOW.

- | | | |
|----------------------------|----------------------------|----------------------------|
| 6100 PUPIL PERSONNEL | 6400 INSTR STAFF TRAINING | 7700 CENTRAL SERVICES |
| 6200 INSTRUCTIONAL MEDIA | 7300 SCHOOL ADMINISTRATION | 7900 OPERATION OF PLANT |
| 6300 INSTR & CURR DEVLPMNT | 7400 FACILITIES ACQ-CONSTR | 8100 MAINTENANCE OF PLANT |
| | | 8200 ADMIN. TECH. SERVICES |
| | | 6500 INSTR. TECH. SERVICES |

FUND- 4
 SCHL- 9815 EMERALD COAST MARINE INSTITUTE

PROGRAM CATEGORY	NBR	DIRECT						TOTAL DIRECT	SCHOOL INDIRECT	SCHOOL COST	DISTRICT INDIRECT	TOTAL
		SALARIES	BENEFITS	PURCHASED SERVICES	MATERIAL SUPPLIES	OTHER EXPENSES	CAPITAL OUTLAY					
4-8 BASIC	102	1		967	14		36	1021		70	1091	
9-12 BASIC	103	6		4000	59	2	150	4220		289	4509	
BASIC		8	1	4968	74	3	186	5241		359	5601	
4-8 BASIC W/ESE 112				469	7		17	495		34	529	
9-12 BASIC W/ES 113		2		1679	25	1	63	1772		121	1893	
ESE		3		2149	32	1	80	2267		155	2423	
TOTAL FOR FEFP		11	1	7117	106	4	267	7509		515	8024	
FOOD SERVICE									2139		1927	
TRANSPORTATION											16	

THOSE COSTS REPORTED IN THE COLUMN TITLED -SCHOOL INDIRECT- ARE DERIVED FROM TWO SOURCES: A) EXPENDITURES RECORDED BY SCHOOL AND B) SCHOOL LEVEL EXPENDITURES CENTRALLY RECORDED. FUNCTIONALLY DISTRIBUTED, THESE COSTS ARE AS REPORTED BELOW.

- | | | |
|----------------------------|----------------------------|----------------------------|
| 6100 PUPIL PERSONNEL | 6400 INSTR STAFF TRAINING | 7700 CENTRAL SERVICES |
| 6200 INSTRUCTIONAL MEDIA | 7300 SCHOOL ADMINISTRATION | 7900 OPERATION OF PLANT |
| 6300 INSTR & CURR DEVLPMNT | 7400 FACILITIES ACQ-CONSTR | 8100 MAINTENANCE OF PLANT |
| | | 8200 ADMIN. TECH. SERVICES |
| | | 6500 INSTR. TECH. SERVICES |

FUND- 4
 SCHL- 9817 MILTON GIRLS JUVENILE RESIDENT

PROGRAM CATEGORY	NBR	DIRECT						TOTAL DIRECT	SCHOOL INDIRECT	SCHOOL COST	DISTRICT INDIRECT	TOTAL
		SALARIES	BENEFITS	PURCHASED SERVICES	MATERIAL SUPPLIES	OTHER EXPENSES	CAPITAL OUTLAY					
4-8 BASIC	102	5024	703	18	212	4	1616	7580	7580	517	8098	
9-12 BASIC	103	11204	1796	47	542	12	4128	17732	17732	1321	19053	
BASIC		16229	2500	66	754	16	5745	25313	25313	1838	27151	
4-8 BASIC W/ESE	112	4048	841	22	254	5	1933	7106	7106	618	7724	
9-12 BASIC W/ES	113	6980	1233	32	372	8	2833	11460	11460	907	12367	
ESE		11028	2075	54	626	13	4767	18566	18566	1526	20092	
VOCATIONAL,6-12	300	54	193	5	58	1	444	756	756	142	899	
VOCATIONAL PGM		54	193	5	58	1	444	756	756	142	899	
TOTAL FOR FEFP		27312	4769	126	1439	31	10957	44636	44636	3507	48143	
FOOD SERVICE												
TRANSPORTATION										21		

THOSE COSTS REPORTED IN THE COLUMN TITLED -SCHOOL INDIRECT- ARE DERIVED FROM TWO SOURCES: A) EXPENDITURES RECORDED BY SCHOOL AND B) SCHOOL LEVEL EXPENDITURES CENTRALLY RECORDED. FUNCTIONALLY DISTRIBUTED, THESE COSTS ARE AS REPORTED BELOW.

- | | | |
|----------------------------|----------------------------|----------------------------|
| 6100 PUPIL PERSONNEL | 6400 INSTR STAFF TRAINING | 7700 CENTRAL SERVICES |
| 6200 INSTRUCTIONAL MEDIA | 7300 SCHOOL ADMINISTRATION | 7900 OPERATION OF PLANT |
| 6300 INSTR & CURR DEVLPMNT | 7400 FACILITIES ACQ-CONSTR | 8100 MAINTENANCE OF PLANT |
| | | 8200 ADMIN. TECH. SERVICES |
| | | 6500 INSTR. TECH. SERVICES |

FUND- 4
 SCHL- 9818 N. W. FLORIDA BALLET ACADEMIE

PROGRAM CATEGORY	NBR	----- DIRECT -----					TOTAL DIRECT	SCHOOL INDIRECT	SCHOOL COST	DISTRICT INDIRECT	TOTAL	
		SALARIES	BENEFITS	PURCHASED SERVICES	MATERIAL SUPPLIES	OTHER EXPENSES						CAPITAL OUTLAY
K-3 BASIC	101											
4-8 BASIC	102											
BASIC												
ESOL	130											
ESOL												
PK-3 BASIC W/ES 111		1		13	32	10	24	81	8656	8737	797	9534
4-8 BASIC W/ESE 112				1	3	1	2	9	1033	1043	95	1138
ESE		1		15	36	11	26	91	9689	9781	892	10673
TOTAL FOR FEFP		1		15	36	11	26	91	9689	9781	892	10673
FOOD SERVICE								37281		4479		
TRANSPORTATION										42		

THOSE COSTS REPORTED IN THE COLUMN TITLED -SCHOOL INDIRECT- ARE DERIVED FROM TWO SOURCES: A) EXPENDITURES RECORDED BY SCHOOL AND B) SCHOOL LEVEL EXPENDITURES CENTRALLY RECORDED. FUNCTIONALLY DISTRIBUTED, THESE COSTS ARE AS REPORTED BELOW.

6100 PUPIL PERSONNEL	5631	6400 INSTR STAFF TRAINING	7700 CENTRAL SERVICES
6200 INSTRUCTIONAL MEDIA		7300 SCHOOL ADMINISTRATION	7900 OPERATION OF PLANT
6300 INSTR & CURR DEVLPMNT	4057	7400 FACILITIES ACQ-CONSTR	8100 MAINTENANCE OF PLANT
			8200 ADMIN. TECH. SERVICES
			6500 INSTR. TECH. SERVICES

FUND- 4
 SCHL- 9820 OKALOOSA BLENDED SCHOOLS

----- PROGRAM -----		----- DIRECT -----						SCHOOL	SCHOOL	DISTRICT		
CATEGORY	NBR	SALARIES	BENEFITS	PURCHASED SERVICES	MATERIAL SUPPLIES	OTHER EXPENSES	CAPITAL OUTLAY	TOTAL DIRECT	INDIRECT	COST	INDIRECT	TOTAL
K-3 BASIC	101											
4-8 BASIC	102											
BASIC												
PK-3 BASIC W/ES 111												
ESE												
TOTAL FOR FEFP												
FOOD SERVICE									1135		1022	
TRANSPORTATION												

THOSE COSTS REPORTED IN THE COLUMN TITLED -SCHOOL INDIRECT- ARE DERIVED FROM TWO SOURCES: A) EXPENDITURES RECORDED BY SCHOOL AND B) SCHOOL LEVEL EXPENDITURES CENTRALLY RECORDED. FUNCTIONALLY DISTRIBUTED, THESE COSTS ARE AS REPORTED BELOW.

6100 PUPIL PERSONNEL	6400 INSTR STAFF TRAINING	7700 CENTRAL SERVICES
6200 INSTRUCTIONAL MEDIA	7300 SCHOOL ADMINISTRATION	7900 OPERATION OF PLANT
6300 INSTR & CURR DEVLPMNT	7400 FACILITIES ACQ-CONSTR	8100 MAINTENANCE OF PLANT
		8200 ADMIN. TECH. SERVICES
		6500 INSTR. TECH. SERVICES

School District of Okaloosa County



EXHIBIT K-14

Schedule 3, School Program Cost Report
ARRA - Stabilization Funds

For the Fiscal Year Ended June 30, 2010

FUND- 5
 SCHL- 0031 EDWINS ELEMENTARY SCHOOL

PROGRAM CATEGORY	NBR	DIRECT						TOTAL DIRECT	SCHOOL INDIRECT	SCHOOL COST	DISTRICT INDIRECT	TOTAL
		SALARIES	BENEFITS	PURCHASED SERVICES	MATERIAL SUPPLIES	OTHER EXPENSES	CAPITAL OUTLAY					
K-3 BASIC	101	25988	8909	36	205		775	35914	11964	47878	18807	66686
4-8 BASIC	102	27015	3327	13	76		289	30722	4619	35341	7023	42364
BASIC		53004	12236	49	282		1064	66637	16583	83220	25830	109050
ESOL	130	1920	515	2	11		44	2495	693	3189	1089	4278
ESOL		1920	515	2	11		44	2495	693	3189	1089	4278
PK-3 BASIC W/ES	111	10202	2846	11	65		247	13374	3887	17262	6009	23271
4-8 BASIC W/ESE	112	9414	1369	5	31		119	10940	1904	12845	2891	15736
ESE LEVEL 4	254	1144	499	2	11		43	1700	694	2394	1053	3448
ESE		20761	4715	19	108		410	26015	6486	32502	9954	42456
TOTAL FOR FEFP		75686	17468	70	403		1519	95148	23763	118912	36874	155786
FOOD SERVICE									1429			
TRANSPORTATION												

THOSE COSTS REPORTED IN THE COLUMN TITLED -SCHOOL INDIRECT- ARE DERIVED FROM TWO SOURCES: A) EXPENDITURES RECORDED BY SCHOOL AND B) SCHOOL LEVEL EXPENDITURES CENTRALLY RECORDED. FUNCTIONALLY DISTRIBUTED, THESE COSTS ARE AS REPORTED BELOW.

6100 PUPIL PERSONNEL	17122	6400 INSTR STAFF TRAINING	7700 CENTRAL SERVICES
6200 INSTRUCTIONAL MEDIA		7300 SCHOOL ADMINISTRATION	7900 OPERATION OF PLANT
6300 INSTR & CURR DEVLPMNT	1847	7400 FACILITIES ACQ-CONSTR	8100 MAINTENANCE OF PLANT
			8200 ADMIN. TECH. SERVICES
			6500 INSTR. TECH. SERVICES
			3247
			1544

FUND- 5
 SCHL- 0041 BAKER SCHOOL

PROGRAM CATEGORY	NBR	DIRECT						TOTAL DIRECT	SCHOOL INDIRECT	SCHOOL COST	DISTRICT INDIRECT	TOTAL
		SALARIES	BENEFITS	PURCHASED SERVICES	MATERIAL SUPPLIES	OTHER EXPENSES	CAPITAL OUTLAY					
K-3 BASIC	101	4351	6776	35	203		768	12136	30032	42168	18649	60817
4-8 BASIC	102	68311	9869	52	297		1119	79650	44744	124395	27163	151558
9-12 BASIC	103	36618	7300	38	219		827	45005	33120	78125	20092	98218
BASIC		109282	23946	126	720		2715	136792	107897	244689	65905	310594
ESOL	130	919	42		1		4	967	190	1158	115	1274
ESOL		919	42		1		4	967	190	1158	115	1274
PK-3 BASIC W/ES	111	1415	2204	11	66		249	3947	9826	13774	6066	19840
4-8 BASIC W/ESE	112	11082	2222	11	66		252	13636	10079	23715	6117	29833
9-12 BASIC W/ES	113	5909	2158	11	64		244	8388	9792	18181	5940	24121
ESE LEVEL 4	254	93	144		4		16	259	657	916	398	1315
ESE LEVEL 5	255	14878	293	1	8		33	15215	1330	16546	807	17353
ESE		33378	7023	37	211		796	41447	31686	73134	19330	92465
VOCATIONAL, 6-12	300	454	706	3	21		80	1266	3207	4473	1945	6419
VOCATIONAL PGM		454	706	3	21		80	1266	3207	4473	1945	6419
TOTAL FOR FEFP		144034	31719	167	954		3597	180473	142981	323455	87297	410753

FOOD SERVICE
 TRANSPORTATION

THOSE COSTS REPORTED IN THE COLUMN TITLED -SCHOOL INDIRECT- ARE DERIVED FROM TWO SOURCES: A) EXPENDITURES RECORDED BY SCHOOL AND B) SCHOOL LEVEL EXPENDITURES CENTRALLY RECORDED. FUNCTIONALLY DISTRIBUTED, THESE COSTS ARE AS REPORTED BELOW.

6100 PUPIL PERSONNEL	80044	6400 INSTR STAFF TRAINING	7700 CENTRAL SERVICES
6200 INSTRUCTIONAL MEDIA		7300 SCHOOL ADMINISTRATION	7900 OPERATION OF PLANT
6300 INSTR & CURR DEVLPMNT	2494	7400 FACILITIES ACQ-CONSTR	8100 MAINTENANCE OF PLANT
			8200 ADMIN. TECH. SERVICES
			6500 INSTR. TECH. SERVICES
			13450
			13991

FUND- 5
 SCHL- 0051 BOB SIKES ELEMENTARY SCHOOL

PROGRAM CATEGORY	NBR	DIRECT						TOTAL DIRECT	SCHOOL INDIRECT	SCHOOL COST	DISTRICT INDIRECT	TOTAL
		SALARIES	BENEFITS	PURCHASED SERVICES	MATERIAL SUPPLIES	OTHER EXPENSES	CAPITAL OUTLAY					
K-3 BASIC	101	47297	15321	51	292		1102	64065	28942	93008	26760	119768
4-8 BASIC	102	27750	6025	20	115		433	34344	11621	45966	10524	56491
BASIC		75047	21347	71	407		1536	98410	40564	138974	37285	176259
ESOL	130	143	123		2		8	277	235	513	214	728
ESOL		143	123		2		8	277	235	513	214	728
PK-3 BASIC W/ES	111	7136	4786	16	91		344	12374	9166	21541	8359	29900
4-8 BASIC W/ESE	112	10823	2567	8	49		184	13633	4953	18587	4484	23072
ESE LEVEL 4	254	357	307	1	5		22	693	593	1286	536	1823
ESE		18317	7661	25	146		551	26701	14714	41415	13381	54797
TOTAL FOR FEFP		93507	29131	97	556		2096	125390	55513	180904	50881	231785

FOOD SERVICE
 TRANSPORTATION

THOSE COSTS REPORTED IN THE COLUMN TITLED -SCHOOL INDIRECT- ARE DERIVED FROM TWO SOURCES: A) EXPENDITURES RECORDED BY SCHOOL AND B) SCHOOL LEVEL EXPENDITURES CENTRALLY RECORDED. FUNCTIONALLY DISTRIBUTED, THESE COSTS ARE AS REPORTED BELOW.

6100 PUPIL PERSONNEL	48242	6400 INSTR STAFF TRAINING	7700 CENTRAL SERVICES
6200 INSTRUCTIONAL MEDIA		7300 SCHOOL ADMINISTRATION	7900 OPERATION OF PLANT
6300 INSTR & CURR DEVLPMNT	2793	7400 FACILITIES ACQ-CONSTR	8100 MAINTENANCE OF PLANT
			8200 ADMIN. TECH. SERVICES
			6500 INSTR. TECH. SERVICES

FUND- 5
 SCHL- 0082 MEIGS MIDDLE SCHOOL

PROGRAM CATEGORY	NBR	DIRECT					TOTAL DIRECT	SCHOOL INDIRECT	SCHOOL COST	DISTRICT INDIRECT	TOTAL	
		SALARIES	BENEFITS	PURCHASED SERVICES	MATERIAL SUPPLIES	OTHER EXPENSES						CAPITAL OUTLAY
4-8 BASIC	102	40150	6106	54	312		1176	47800	104568	152368	28553	180922
BASIC		40150	6106	54	312		1176	47800	104568	152368	28553	180922
ESOL	130	954	45		2		8	1011	774	1786	211	1998
ESOL		954	45		2		8	1011	774	1786	211	1998
4-8 BASIC W/ESE	112	10780	1674	14	85		322	12878	28680	41559	7831	49391
ESE LEVEL 4	254	210	106		5		20	343	1819	2162	496	2659
ESE		10990	1781	15	91		343	13222	30500	43722	8328	52050
TOTAL FOR FEFP		52096	7933	71	405		1528	62034	135842	197877	37093	234971

FOOD SERVICE
 TRANSPORTATION

THOSE COSTS REPORTED IN THE COLUMN TITLED -SCHOOL INDIRECT- ARE DERIVED FROM TWO SOURCES: A) EXPENDITURES RECORDED BY SCHOOL AND B) SCHOOL LEVEL EXPENDITURES CENTRALLY RECORDED. FUNCTIONALLY DISTRIBUTED, THESE COSTS ARE AS REPORTED BELOW.

6100 PUPIL PERSONNEL	112966	6400 INSTR STAFF TRAINING	7700 CENTRAL SERVICES
6200 INSTRUCTIONAL MEDIA		7300 SCHOOL ADMINISTRATION	7900 OPERATION OF PLANT
6300 INSTR & CURR DEVLPMNT	2369	7400 FACILITIES ACQ-CONSTR	8100 MAINTENANCE OF PLANT
			8200 ADMIN. TECH. SERVICES
			6500 INSTR. TECH. SERVICES
			20505

FUND- 5
 SCHL- 0092 SHOAL RIVER MIDDLE SCHOOL

PROGRAM CATEGORY	NBR	DIRECT						TOTAL DIRECT	SCHOOL INDIRECT	SCHOOL COST	DISTRICT INDIRECT	TOTAL
		SALARIES	BENEFITS	PURCHASED SERVICES	MATERIAL SUPPLIES	OTHER EXPENSES	CAPITAL OUTLAY					
4-8 BASIC	102	79646	13154	76	437		1646	94961	32524	127485	39960	167445
BASIC		79646	13154	76	437		1646	94961	32524	127485	39960	167445
ESOL	130	1346	35		1		4	1387	87	1475	108	1583
ESOL		1346	35		1		4	1387	87	1475	108	1583
4-8 BASIC W/ESE	112	19899	4659	27	154		583	25324	11521	36846	14155	51001
ESE LEVEL 4	254	21	19				2	43	47	90	57	148
ESE LEVEL 5	255	169	152		5		19	347	378	725	464	1189
ESE		20090	4831	28	160		604	25715	11946	37662	14677	52339
TOTAL FOR FEFP		101083	18021	104	598		2256	122064	44558	166623	54745	221369

FOOD SERVICE
 TRANSPORTATION

THOSE COSTS REPORTED IN THE COLUMN TITLED -SCHOOL INDIRECT- ARE DERIVED FROM TWO SOURCES: A) EXPENDITURES RECORDED BY SCHOOL AND B) SCHOOL LEVEL EXPENDITURES CENTRALLY RECORDED. FUNCTIONALLY DISTRIBUTED, THESE COSTS ARE AS REPORTED BELOW.

6100 PUPIL PERSONNEL	40447	6400 INSTR STAFF TRAINING	7700 CENTRAL SERVICES
6200 INSTRUCTIONAL MEDIA		7300 SCHOOL ADMINISTRATION	7900 OPERATION OF PLANT
6300 INSTR & CURR DEVLPMNT	4110	7400 FACILITIES ACQ-CONSTR	8100 MAINTENANCE OF PLANT
			8200 ADMIN. TECH. SERVICES
			6500 INSTR. TECH. SERVICES

FUND- 5
 SCHL- 0121 RUCKEL MIDDLE SCHOOL

PROGRAM CATEGORY	NBR	DIRECT					TOTAL DIRECT	SCHOOL INDIRECT	SCHOOL COST	DISTRICT INDIRECT	TOTAL
		SALARIES	BENEFITS	PURCHASED SERVICES	MATERIAL SUPPLIES	OTHER EXPENSES					
4-8 BASIC	102	78811	17028	77	442	1668	98029	63911	161940	40489	202429
BASIC		78811	17028	77	442	1668	98029	63911	161940	40489	202429
ESOL	130	21	59		1	5	89	225	314	142	456
ESOL		21	59		1	5	89	225	314	142	456
4-8 BASIC W/ESE	112	16053	4906	22	127	480	21591	18416	40007	11667	51675
ESE LEVEL 4	254	52	147		3	14	218	552	770	349	1120
ESE LEVEL 5	255	46	129		3	12	192	486	679	308	988
ESE		16152	5183	23	134	507	22002	19455	41458	12325	53783
TOTAL FOR FEFP		94986	22272	101	579	2182	120121	83591	203713	52957	256670

FOOD SERVICE
 TRANSPORTATION

THOSE COSTS REPORTED IN THE COLUMN TITLED -SCHOOL INDIRECT- ARE DERIVED FROM TWO SOURCES: A) EXPENDITURES RECORDED BY SCHOOL AND B) SCHOOL LEVEL EXPENDITURES CENTRALLY RECORDED. FUNCTIONALLY DISTRIBUTED, THESE COSTS ARE AS REPORTED BELOW.

6100 PUPIL PERSONNEL	19991	6400 INSTR STAFF TRAINING	7700 CENTRAL SERVICES
6200 INSTRUCTIONAL MEDIA	60012	7300 SCHOOL ADMINISTRATION	7900 OPERATION OF PLANT
6300 INSTR & CURR DEVLPMNT	3586	7400 FACILITIES ACQ-CONSTR	8100 MAINTENANCE OF PLANT
			8200 ADMIN. TECH. SERVICES
			6500 INSTR. TECH. SERVICES

FUND- 5
 SCHL- 0131 DESTIN ELEMENTARY

PROGRAM CATEGORY	NBR	DIRECT						TOTAL DIRECT	SCHOOL INDIRECT	SCHOOL COST	DISTRICT INDIRECT	TOTAL
		SALARIES	BENEFITS	PURCHASED SERVICES	MATERIAL SUPPLIES	OTHER EXPENSES	CAPITAL OUTLAY					
K-3 BASIC	101	58769	17675	61	350		1320	78177	16160	94338	32055	126393
4-8 BASIC	102	40587	7632	26	151		570	48969	6978	55947	13842	69789
BASIC		99357	25308	87	502		1891	127147	23138	150285	45897	196183
ESOL	130	5838	1511	5	29		112	7497	1381	8879	2740	11620
ESOL		5838	1511	5	29		112	7497	1381	8879	2740	11620
PK-3 BASIC W/ES	111	12386	3883	13	77		290	16651	3550	20202	7043	27245
4-8 BASIC W/ESE	112	6206	2133	7	42		159	8549	1950	10499	3869	14368
ESE LEVEL 4	254	26	198		3		14	244	181	425	359	785
ESE		18620	6215	21	123		464	25445	5682	31127	11271	42399
TOTAL FOR FEFP		123815	33035	114	655		2468	160089	30202	190292	59910	250203

FOOD SERVICE
 TRANSPORTATION

THOSE COSTS REPORTED IN THE COLUMN TITLED -SCHOOL INDIRECT- ARE DERIVED FROM TWO SOURCES: A) EXPENDITURES RECORDED BY SCHOOL AND B) SCHOOL LEVEL EXPENDITURES CENTRALLY RECORDED. FUNCTIONALLY DISTRIBUTED, THESE COSTS ARE AS REPORTED BELOW.

6100 PUPIL PERSONNEL	26725	6400 INSTR STAFF TRAINING	7700 CENTRAL SERVICES
6200 INSTRUCTIONAL MEDIA		7300 SCHOOL ADMINISTRATION	7900 OPERATION OF PLANT
6300 INSTR & CURR DEVLPMNT	3476	7400 FACILITIES ACQ-CONSTR	8100 MAINTENANCE OF PLANT
			8200 ADMIN. TECH. SERVICES
			6500 INSTR. TECH. SERVICES

FUND- 5
 SCHL- 0151 EDGE ELEMENTARY

PROGRAM CATEGORY	NBR	DIRECT						TOTAL DIRECT	SCHOOL INDIRECT	SCHOOL COST	DISTRICT INDIRECT	TOTAL
		SALARIES	BENEFITS	PURCHASED SERVICES	MATERIAL SUPPLIES	OTHER EXPENSES	CAPITAL OUTLAY					
K-3 BASIC	101	25610	6516	34	198		749	33109	33824	66934	18179	85113
4-8 BASIC	102	17006	3417	18	104		392	20939	17737	38677	9533	48210
BASIC		42617	9934	53	303		1142	54049	51562	105611	27712	133324
ESOL	130	192	69		2		7	272	360	633	193	827
ESOL		192	69		2		7	272	360	633	193	827
PK-3 BASIC W/ES	111	5212	1877	10	57		215	7372	9745	17118	5237	22356
4-8 BASIC W/ESE	112	4203	1514	8	46		174	5946	7859	13806	4224	18030
ESE LEVEL 5	255	64	23				2	90	120	211	64	275
ESE		9480	3415	18	104		392	13410	17725	31135	9526	40662
TOTAL FOR FEFP		52290	13418	71	409		1542	67732	69647	137380	37433	174813

FOOD SERVICE
 TRANSPORTATION

THOSE COSTS REPORTED IN THE COLUMN TITLED -SCHOOL INDIRECT- ARE DERIVED FROM TWO SOURCES: A) EXPENDITURES RECORDED BY SCHOOL AND B) SCHOOL LEVEL EXPENDITURES CENTRALLY RECORDED. FUNCTIONALLY DISTRIBUTED, THESE COSTS ARE AS REPORTED BELOW.

6100 PUPIL PERSONNEL	67541	6400 INSTR STAFF TRAINING	7700 CENTRAL SERVICES
6200 INSTRUCTIONAL MEDIA		7300 SCHOOL ADMINISTRATION	7900 OPERATION OF PLANT
6300 INSTR & CURR DEVLPMNT	2105	7400 FACILITIES ACQ-CONSTR	8100 MAINTENANCE OF PLANT
			8200 ADMIN. TECH. SERVICES
			6500 INSTR. TECH. SERVICES

FUND- 5
 SCHL- 0161 EGLIN ELEMENTARY

PROGRAM CATEGORY	NBR	DIRECT						TOTAL DIRECT	SCHOOL INDIRECT	SCHOOL COST	DISTRICT INDIRECT	TOTAL
		SALARIES	BENEFITS	PURCHASED SERVICES	MATERIAL SUPPLIES	OTHER EXPENSES	CAPITAL OUTLAY					
K-3 BASIC	101	82504	15824	37	215		811	99394	10287	109681	19698	129379
4-8 BASIC	102	5108	3637	8	49		186	8990	2364	11355	4528	15883
BASIC		87612	19462	46	264		998	108384	12652	121036	24226	145263
ESOL	130	571	407		5		20	1006	264	1270	506	1777
ESOL		571	407		5		20	1006	264	1270	506	1777
PK-3 BASIC W/ES	111	7759	4219	10	57		216	12262	2742	15005	5252	20258
4-8 BASIC W/ESE	112	139	99		1		5	245	64	310	123	433
ESE LEVEL 4	254	139	99		1		5	245	64	310	123	433
ESE		8038	4417	10	60		226	12753	2872	15625	5499	21125
TOTAL FOR FEFP		96222	24287	57	330		1245	122144	15788	137933	30232	168166

FOOD SERVICE
 TRANSPORTATION

THOSE COSTS REPORTED IN THE COLUMN TITLED -SCHOOL INDIRECT- ARE DERIVED FROM TWO SOURCES: A) EXPENDITURES RECORDED BY SCHOOL AND B) SCHOOL LEVEL EXPENDITURES CENTRALLY RECORDED. FUNCTIONALLY DISTRIBUTED, THESE COSTS ARE AS REPORTED BELOW.

6100 PUPIL PERSONNEL	12066	6400 INSTR STAFF TRAINING	7700 CENTRAL SERVICES
6200 INSTRUCTIONAL MEDIA		7300 SCHOOL ADMINISTRATION	7900 OPERATION OF PLANT
6300 INSTR & CURR DEVLPMNT	3721	7400 FACILITIES ACQ-CONSTR	8100 MAINTENANCE OF PLANT
			8200 ADMIN. TECH. SERVICES
			6500 INSTR. TECH. SERVICES

FUND- 5
 SCHL- 0201 LAUREL HILL SCHOOL

PROGRAM CATEGORY	NBR	DIRECT						TOTAL DIRECT	SCHOOL INDIRECT	SCHOOL COST	DISTRICT INDIRECT	TOTAL
		SALARIES	BENEFITS	PURCHASED SERVICES	MATERIAL SUPPLIES	OTHER EXPENSES	CAPITAL OUTLAY					
K-3 BASIC	101	17979	4541	15	86		326	22948	2003	24951	7927	32879
4-8 BASIC	102	54507	6875	22	131		494	62031	3032	65064	12002	77066
9-12 BASIC	103	1448	5527	18	105		397	7497	2438	9936	9650	19586
BASIC		73934	16944	56	323		1218	92478	7474	99952	29580	129533
ESOL	130	8	44				3	57	19	77	77	155
ESOL		8	44				3	57	19	77	77	155
PK-3 BASIC W/ES	111	3560	1244	4	23		89	4922	548	5471	2171	7642
4-8 BASIC W/ESE	112	10356	1188	3	22		85	11656	524	12181	2074	14255
9-12 BASIC W/ES	113	537	824	2	15		59	1439	363	1803	1438	3242
ESE		14454	3256	10	62		234	18018	1436	19455	5685	25140
VOCATIONAL, 6-12	300	263	1362	4	26		98	1755	601	2356	2378	4735
VOCATIONAL PGM		263	1362	4	26		98	1755	601	2356	2378	4735
TOTAL FOR FEFP		88661	21608	72	412		1554	112309	9531	121841	37722	159564
FOOD SERVICE												
TRANSPORTATION									1429			

THOSE COSTS REPORTED IN THE COLUMN TITLED -SCHOOL INDIRECT- ARE DERIVED FROM TWO SOURCES: A) EXPENDITURES RECORDED BY SCHOOL AND B) SCHOOL LEVEL EXPENDITURES CENTRALLY RECORDED. FUNCTIONALLY DISTRIBUTED, THESE COSTS ARE AS REPORTED BELOW.

6100 PUPIL PERSONNEL	7161	6400 INSTR STAFF TRAINING	7700 CENTRAL SERVICES
6200 INSTRUCTIONAL MEDIA		7300 SCHOOL ADMINISTRATION	7900 OPERATION OF PLANT
6300 INSTR & CURR DEVLPMNT	2369	7400 FACILITIES ACQ-CONSTR	8100 MAINTENANCE OF PLANT
			8200 ADMIN. TECH. SERVICES
			6500 INSTR. TECH. SERVICES

FUND- 5
 SCHL- 0211 NICEVILLE SENIOR HIGH SCHOOL

PROGRAM CATEGORY	NBR	DIRECT					TOTAL DIRECT	SCHOOL INDIRECT	SCHOOL COST	DISTRICT INDIRECT	TOTAL
		SALARIES	BENEFITS	PURCHASED SERVICES	MATERIAL SUPPLIES	OTHER EXPENSES					
9-12 BASIC	103	205476	51499	165	942	3551	261635	56299	317935	86181	404116
BASIC		205476	51499	165	942	3551	261635	56299	317935	86181	404116
ESOL	130	2155	167		3	11	2338	182	2520	279	2800
ESOL		2155	167		3	11	2338	182	2520	279	2800
9-12 BASIC W/ES	113	54816	14929	47	273	1029	71096	16320	87416	24982	112399
ESE LEVEL 4	254	369	443	1	8	30	853	485	1338	742	2081
ESE LEVEL 5	255	137	165		3	11	317	180	497	276	773
ESE		55322	15538	49	284	1071	72266	16986	89252	26001	115254
VOCATIONAL, 6-12	300	38795	6184	19	113	426	45539	6761	52300	10349	62650
VOCATIONAL PGM		38795	6184	19	113	426	45539	6761	52300	10349	62650
TOTAL FOR FEFP		301750	73389	235	1343	5060	381779	80229	462009	122813	584822
FOOD SERVICE											
TRANSPORTATION											

THOSE COSTS REPORTED IN THE COLUMN TITLED -SCHOOL INDIRECT- ARE DERIVED FROM TWO SOURCES: A) EXPENDITURES RECORDED BY SCHOOL AND B) SCHOOL LEVEL EXPENDITURES CENTRALLY RECORDED. FUNCTIONALLY DISTRIBUTED, THESE COSTS ARE AS REPORTED BELOW.

6100 PUPIL PERSONNEL	54954	6400 INSTR STAFF TRAINING	7700 CENTRAL SERVICES
6200 INSTRUCTIONAL MEDIA		7300 SCHOOL ADMINISTRATION	12020 7900 OPERATION OF PLANT
6300 INSTR & CURR DEVLPMNT	3642	7400 FACILITIES ACQ-CONSTR	8100 MAINTENANCE OF PLANT
			8200 ADMIN. TECH. SERVICES
			6500 INSTR. TECH. SERVICES
			9610

FUND- 5
 SCHL- 0222 NORTHWOOD ELEMENTARY

PROGRAM CATEGORY	NBR	DIRECT						TOTAL DIRECT	SCHOOL INDIRECT	SCHOOL COST	DISTRICT INDIRECT	TOTAL
		SALARIES	BENEFITS	PURCHASED SERVICES	MATERIAL SUPPLIES	OTHER EXPENSES	CAPITAL OUTLAY					
K-3 BASIC	101	63009	11826	56	323		1218	76434	18069	94503	29570	124073
4-8 BASIC	102	77	5053	24	138		520	5813	8833	14647	12636	27283
BASIC		63086	16879	80	461		1739	82247	26902	109150	42206	151357
ESOL	130	2142	156		4		16	2319	244	2564	390	2955
ESOL		2142	156		4		16	2319	244	2564	390	2955
PK-3 BASIC W/ES 111		12623	1733	8	47		178	14591	2736	17328	4335	21663
4-8 BASIC W/ESE 112		16	1058	5	28		109	1217	1850	3067	2646	5713
ESE		12639	2792	13	76		287	15809	4586	20395	6981	27377
TOTAL FOR FEFP		77868	19828	94	542		2043	100377	31733	132111	49579	181690

FOOD SERVICE
 TRANSPORTATION

THOSE COSTS REPORTED IN THE COLUMN TITLED -SCHOOL INDIRECT- ARE DERIVED FROM TWO SOURCES: A) EXPENDITURES RECORDED BY SCHOOL AND B) SCHOOL LEVEL EXPENDITURES CENTRALLY RECORDED. FUNCTIONALLY DISTRIBUTED, THESE COSTS ARE AS REPORTED BELOW.

6100 PUPIL PERSONNEL	14322	6400 INSTR STAFF TRAINING	7700 CENTRAL SERVICES
6200 INSTRUCTIONAL MEDIA		7300 SCHOOL ADMINISTRATION	7900 OPERATION OF PLANT
6300 INSTR & CURR DEVLPMNT	1860	7400 FACILITIES ACQ-CONSTR	8100 MAINTENANCE OF PLANT
			8200 ADMIN. TECH. SERVICES
			6500 INSTR. TECH. SERVICES
			15549

FUND- 5
 SCHL- 0241 SILVER SANDS SCHOOL

----- PROGRAM -----		----- DIRECT -----							SCHOOL	SCHOOL	DISTRICT	TOTAL
CATEGORY	NBR	SALARIES	BENEFITS	PURCHASED SERVICES	MATERIAL SUPPLIES	OTHER EXPENSES	CAPITAL OUTLAY	TOTAL DIRECT	INDIRECT	COST	INDIRECT	TOTAL
K-3 BASIC	101		9				28	38	5	43	7	51
BASIC			9				28	38	5	43	7	51
4-8 BASIC W/ESE	112	3	125		1		377	508	73	581	103	685
9-12 BASIC W/ES	113	5	194		1		584	787	113	900	160	1060
ESE LEVEL 4	254	135243	18397	28	165		55177	209012	10695	219708	15137	234845
ESE LEVEL 5	255	33044	14889	23	133		44654	92746	8655	101402	12250	113653
ESE		168297	33608	52	302		100794	303055	19537	322592	27652	350245
TOTAL FOR FEFP		168297	33617	52	302		100822	303093	19542	322636	27660	350296

FOOD SERVICE
 TRANSPORTATION

THOSE COSTS REPORTED IN THE COLUMN TITLED -SCHOOL INDIRECT- ARE DERIVED FROM TWO SOURCES: A) EXPENDITURES RECORDED BY SCHOOL AND B) SCHOOL LEVEL EXPENDITURES CENTRALLY RECORDED. FUNCTIONALLY DISTRIBUTED, THESE COSTS ARE AS REPORTED BELOW.

6100 PUPIL PERSONNEL	16269	6400 INSTR STAFF TRAINING	7700 CENTRAL SERVICES
6200 INSTRUCTIONAL MEDIA		7300 SCHOOL ADMINISTRATION	7900 OPERATION OF PLANT
6300 INSTR & CURR DEVLPMNT	3272	7400 FACILITIES ACQ-CONSTR	8100 MAINTENANCE OF PLANT
			8200 ADMIN. TECH. SERVICES
			6500 INSTR. TECH. SERVICES

FUND- 5
 SCHL- 0251 RIVERSIDE ELEMENTARY

PROGRAM CATEGORY	NBR	DIRECT						TOTAL DIRECT	SCHOOL INDIRECT	SCHOOL COST	DISTRICT INDIRECT	TOTAL
		SALARIES	BENEFITS	PURCHASED SERVICES	MATERIAL SUPPLIES	OTHER EXPENSES	CAPITAL OUTLAY					
K-3 BASIC	101	50737	5632	44	253		955	57624	18367	75991	23186	99178
4-8 BASIC	102	1067	2696	21	121		457	4363	8791	13154	11098	24253
BASIC		51805	8328	65	374		1412	61987	27158	89146	34284	123431
ESOL	130	7378	337	2	15		57	7791	1101	8893	1391	10284
ESOL		7378	337	2	15		57	7791	1101	8893	1391	10284
PK-3 BASIC W/ES	111	5383	1544	12	69		262	7272	5037	12309	6359	18669
4-8 BASIC W/ESE	112	301	760	5	34		129	1230	2479	3710	3130	6841
ESE LEVEL 4	254	105	267	2	12		45	432	871	1304	1100	2404
ESE LEVEL 5	255	7	18				3	30	60	91	76	167
ESE		5797	2591	20	116		439	8965	8450	17416	10667	28083
TOTAL FOR FEFP		64981	11258	88	506		1909	78745	36710	115456	46342	161799

FOOD SERVICE
 TRANSPORTATION

THOSE COSTS REPORTED IN THE COLUMN TITLED -SCHOOL INDIRECT- ARE DERIVED FROM TWO SOURCES: A) EXPENDITURES RECORDED BY SCHOOL AND B) SCHOOL LEVEL EXPENDITURES CENTRALLY RECORDED. FUNCTIONALLY DISTRIBUTED, THESE COSTS ARE AS REPORTED BELOW.

6100 PUPIL PERSONNEL	19075	6400 INSTR STAFF TRAINING	7700 CENTRAL SERVICES
6200 INSTRUCTIONAL MEDIA		7300 SCHOOL ADMINISTRATION	7900 OPERATION OF PLANT
6300 INSTR & CURR DEVLPMNT	2494	7400 FACILITIES ACQ-CONSTR	8100 MAINTENANCE OF PLANT
			8200 ADMIN. TECH. SERVICES
			6500 INSTR. TECH. SERVICES

FUND- 5
 SCHL- 0261 VALPARAISO ELEMENTARY

PROGRAM CATEGORY	NBR	DIRECT						TOTAL DIRECT	SCHOOL INDIRECT	SCHOOL COST	DISTRICT INDIRECT	TOTAL
		SALARIES	BENEFITS	PURCHASED SERVICES	MATERIAL SUPPLIES	OTHER EXPENSES	CAPITAL OUTLAY					
K-3 BASIC	101	23261	8383	28	160		605	32439	28360	60800	14705	75505
4-8 BASIC	102	18253	2646	8	50		191	21150	8952	30103	4641	34745
BASIC		41514	11029	37	211		797	53589	37313	90903	19347	110250
ESOL	130	14	37				2	55	126	182	65	247
ESOL		14	37				2	55	126	182	65	247
PK-3 BASIC W/ES	111	6747	4214	14	80		304	11361	14257	25619	7392	33012
4-8 BASIC W/ESE	112	7856	2594	8	49		187	10697	8778	19475	4551	24027
ESE LEVEL 4	254	13583	1758	5	33		127	15508	5947	21455	3083	24539
ESE LEVEL 5	255	259	381	1	7		27	677	1290	1968	669	2637
ESE		28447	8948	30	171		646	38244	30274	68519	15697	84217
TOTAL FOR FEFP		69976	20015	67	384		1446	91890	67714	159605	35111	194716

FOOD SERVICE
 TRANSPORTATION

THOSE COSTS REPORTED IN THE COLUMN TITLED -SCHOOL INDIRECT- ARE DERIVED FROM TWO SOURCES: A) EXPENDITURES RECORDED BY SCHOOL AND B) SCHOOL LEVEL EXPENDITURES CENTRALLY RECORDED. FUNCTIONALLY DISTRIBUTED, THESE COSTS ARE AS REPORTED BELOW.

6100 PUPIL PERSONNEL	20493	6400 INSTR STAFF TRAINING	7700 CENTRAL SERVICES
6200 INSTRUCTIONAL MEDIA	42853	7300 SCHOOL ADMINISTRATION	7900 OPERATION OF PLANT
6300 INSTR & CURR DEVLPMNT	4366	7400 FACILITIES ACQ-CONSTR	8100 MAINTENANCE OF PLANT
			8200 ADMIN. TECH. SERVICES
			6500 INSTR. TECH. SERVICES

FUND- 5
 SCHL- 0271 PRYOR MIDDLE SCHOOL

PROGRAM CATEGORY	NBR	DIRECT						TOTAL DIRECT	SCHOOL INDIRECT	SCHOOL COST	DISTRICT INDIRECT	TOTAL
		SALARIES	BENEFITS	PURCHASED SERVICES	MATERIAL SUPPLIES	OTHER EXPENSES	CAPITAL OUTLAY					
4-8 BASIC	102	53878	12359	51	292		1102	67684	51225	118910	26763	145674
BASIC		53878	12359	51	292		1102	67684	51225	118910	26763	145674
ESOL	130	141	433	1	10		38	626	1796	2423	938	3361
ESOL		141	433	1	10		38	626	1796	2423	938	3361
4-8 BASIC W/ESE	112	12046	5788	23	137		516	18512	23991	42504	12534	55039
ESE LEVEL 4	254	17	52		1		4	76	219	296	114	410
ESE LEVEL 5	255	56	171		4		15	248	711	960	371	1331
ESE		12119	6013	24	142		536	18837	24923	43760	13021	56781
TOTAL FOR FEFP		66139	18806	77	445		1678	87147	77945	165093	40724	205817

FOOD SERVICE
 TRANSPORTATION

THOSE COSTS REPORTED IN THE COLUMN TITLED -SCHOOL INDIRECT- ARE DERIVED FROM TWO SOURCES: A) EXPENDITURES RECORDED BY SCHOOL AND B) SCHOOL LEVEL EXPENDITURES CENTRALLY RECORDED. FUNCTIONALLY DISTRIBUTED, THESE COSTS ARE AS REPORTED BELOW.

6100 PUPIL PERSONNEL	15946	6400 INSTR STAFF TRAINING	7700 CENTRAL SERVICES
6200 INSTRUCTIONAL MEDIA		7300 SCHOOL ADMINISTRATION	58240 7900 OPERATION OF PLANT
6300 INSTR & CURR DEVLPMNT	3757	7400 FACILITIES ACQ-CONSTR	8100 MAINTENANCE OF PLANT
			8200 ADMIN. TECH. SERVICES
			6500 INSTR. TECH. SERVICES

FUND- 5
 SCHL- 0281 WRIGHT ELEMENTARY

PROGRAM CATEGORY	NBR	DIRECT						TOTAL DIRECT	SCHOOL INDIRECT	SCHOOL COST	DISTRICT INDIRECT	TOTAL
		SALARIES	BENEFITS	PURCHASED SERVICES	MATERIAL SUPPLIES	OTHER EXPENSES	CAPITAL OUTLAY					
K-3 BASIC	101	63449	15480	43	249		938	80161	26901	107062	22775	129838
4-8 BASIC	102	59287	6611	18	106		400	66424	11489	77913	9727	87641
BASIC		122736	22092	62	355		1339	146586	38390	184976	32502	217479
ESOL	130	8214	2070	5	33		125	10449	3597	14047	3046	17093
ESOL		8214	2070	5	33		125	10449	3597	14047	3046	17093
PK-3 BASIC W/ES	111	15762	5738	16	92		347	21958	9972	31930	8443	40373
4-8 BASIC W/ESE	112	14860	3237	9	52		196	18355	5626	23981	4763	28745
ESE LEVEL 4	254	2649	1003	2	16		60	3733	1744	5477	1476	6954
ESE		33273	9980	28	160		605	44047	17342	61390	14683	76073
TOTAL FOR FEFP		164224	34143	96	549		2069	201083	59330	260414	50232	310646

FOOD SERVICE
 TRANSPORTATION

THOSE COSTS REPORTED IN THE COLUMN TITLED -SCHOOL INDIRECT- ARE DERIVED FROM TWO SOURCES: A) EXPENDITURES RECORDED BY SCHOOL AND B) SCHOOL LEVEL EXPENDITURES CENTRALLY RECORDED. FUNCTIONALLY DISTRIBUTED, THESE COSTS ARE AS REPORTED BELOW.

6100 PUPIL PERSONNEL	38635	6400 INSTR STAFF TRAINING	7700 CENTRAL SERVICES
6200 INSTRUCTIONAL MEDIA		7300 SCHOOL ADMINISTRATION	7900 OPERATION OF PLANT
6300 INSTR & CURR DEVLPMNT	4036	7400 FACILITIES ACQ-CONSTR	8100 MAINTENANCE OF PLANT
			8200 ADMIN. TECH. SERVICES
			6500 INSTR. TECH. SERVICES
			16657

FUND- 5
 SCHL- 0431 SHALIMAR ELEMENTARY

PROGRAM CATEGORY	NBR	DIRECT					TOTAL DIRECT	SCHOOL INDIRECT	SCHOOL COST	DISTRICT INDIRECT	TOTAL
		SALARIES	BENEFITS	PURCHASED SERVICES	MATERIAL SUPPLIES	OTHER EXPENSES					
K-3 BASIC	101	34207	12530	43	249		47970	31182	79153	22802	101955
4-8 BASIC	102	11642	4325	15	86		16393	10763	27156	7870	35027
BASIC		45850	16855	58	335	1263	64363	41945	106309	30672	136982
ESOL	130	1232	476	1	9	35	1756	1186	2942	867	3810
ESOL		1232	476	1	9	35	1756	1186	2942	867	3810
PK-3 BASIC W/ES	111	12427	4697	16	93	352	17586	11689	29276	8547	37823
4-8 BASIC W/ESE	112	4696	1766	6	35	132	6636	4395	11032	3214	14246
ESE LEVEL 4	254	536	207		4	15	764	516	1280	377	1658
ESE		17660	6671	23	132	500	24987	16600	41588	12139	53728
TOTAL FOR FEFP		64743	24003	83	477	1799	91108	59732	150841	43680	194521

FOOD SERVICE
 TRANSPORTATION

THOSE COSTS REPORTED IN THE COLUMN TITLED -SCHOOL INDIRECT- ARE DERIVED FROM TWO SOURCES: A) EXPENDITURES RECORDED BY SCHOOL AND B) SCHOOL LEVEL EXPENDITURES CENTRALLY RECORDED. FUNCTIONALLY DISTRIBUTED, THESE COSTS ARE AS REPORTED BELOW.

6100 PUPIL PERSONNEL	21261	6400 INSTR STAFF TRAINING	7700 CENTRAL SERVICES
6200 INSTRUCTIONAL MEDIA	17995	7300 SCHOOL ADMINISTRATION	18061 7900 OPERATION OF PLANT
6300 INSTR & CURR DEVLPMNT	2412	7400 FACILITIES ACQ-CONSTR	8100 MAINTENANCE OF PLANT
			8200 ADMIN. TECH. SERVICES
			6500 INSTR. TECH. SERVICES

FUND- 5
 SCHL- 0541 ELLIOTT POINT ELEMENTARY

PROGRAM CATEGORY	NBR	DIRECT					TOTAL DIRECT	SCHOOL INDIRECT	SCHOOL COST	DISTRICT INDIRECT	TOTAL	
		SALARIES	BENEFITS	PURCHASED SERVICES	MATERIAL SUPPLIES	OTHER EXPENSES						CAPITAL OUTLAY
K-3 BASIC	101	55963	6791	38	222		839	63855	47429	111284	20363	131647
4-8 BASIC	102	2100	2398	13	78		296	4887	16747	21634	7190	28824
BASIC		58063	9189	52	301		1135	68742	64176	132918	27553	160472
ESOL	130	1147	844	4	27		104	2129	5898	8028	2532	10560
ESOL		1147	844	4	27		104	2129	5898	8028	2532	10560
PK-3 BASIC W/ES	111	15632	2490	14	81		307	18526	17392	35919	7467	43386
4-8 BASIC W/ESE	112	1408	1608	9	52		198	3276	11229	14506	4821	19327
ESE LEVEL 4	254	7026	262	1	8		32	7331	1831	9162	786	9949
ESE		24067	4360	25	143		538	29134	30453	59588	13075	72663
TOTAL FOR FEFP		83278	14395	82	472		1778	100006	100528	200535	43161	243696

FOOD SERVICE
 TRANSPORTATION

THOSE COSTS REPORTED IN THE COLUMN TITLED -SCHOOL INDIRECT- ARE DERIVED FROM TWO SOURCES: A) EXPENDITURES RECORDED BY SCHOOL AND B) SCHOOL LEVEL EXPENDITURES CENTRALLY RECORDED. FUNCTIONALLY DISTRIBUTED, THESE COSTS ARE AS REPORTED BELOW.

6100 PUPIL PERSONNEL	17895	6400 INSTR STAFF TRAINING	7700 CENTRAL SERVICES
6200 INSTRUCTIONAL MEDIA	79897	7300 SCHOOL ADMINISTRATION	7900 OPERATION OF PLANT
6300 INSTR & CURR DEVLPMNT	2734	7400 FACILITIES ACQ-CONSTR	8100 MAINTENANCE OF PLANT
			8200 ADMIN. TECH. SERVICES
			6500 INSTR. TECH. SERVICES

FUND- 5
 SCHL- 0561 MARY ESTHER ELEMENTARY

PROGRAM CATEGORY	NBR	DIRECT						TOTAL DIRECT	SCHOOL INDIRECT	SCHOOL COST	DISTRICT INDIRECT	TOTAL
		SALARIES	BENEFITS	PURCHASED SERVICES	MATERIAL SUPPLIES	OTHER EXPENSES	CAPITAL OUTLAY					
K-3 BASIC	101	50211	10871	42	242		913	62280	38285	100566	22164	122730
4-8 BASIC	102	20440	3925	15	87		329	24798	13824	38622	8003	46625
BASIC		70651	14796	57	329		1243	87078	52110	139188	30167	169356
ESOL	130	329	596	2	13		50	992	2100	3092	1216	4309
ESOL		329	596	2	13		50	992	2100	3092	1216	4309
PK-3 BASIC W/ES 111		9609	3524	13	78		296	13522	12412	25934	7185	33120
4-8 BASIC W/ESE 112		4722	2146	8	47		180	7106	7560	14666	4376	19043
ESE		14332	5671	22	126		476	20628	19972	40601	11562	52164
TOTAL FOR FEFP		85313	21064	82	469		1769	108699	74183	182883	42946	225829

FOOD SERVICE
 TRANSPORTATION

THOSE COSTS REPORTED IN THE COLUMN TITLED -SCHOOL INDIRECT- ARE DERIVED FROM TWO SOURCES: A) EXPENDITURES RECORDED BY SCHOOL AND B) SCHOOL LEVEL EXPENDITURES CENTRALLY RECORDED. FUNCTIONALLY DISTRIBUTED, THESE COSTS ARE AS REPORTED BELOW.

6100 PUPIL PERSONNEL	21693	6400 INSTR STAFF TRAINING		7700 CENTRAL SERVICES
6200 INSTRUCTIONAL MEDIA	42455	7300 SCHOOL ADMINISTRATION	7827	7900 OPERATION OF PLANT
6300 INSTR & CURR DEVLPMNT	2205	7400 FACILITIES ACQ-CONSTR		8100 MAINTENANCE OF PLANT
				8200 ADMIN. TECH. SERVICES
				6500 INSTR. TECH. SERVICES

FUND- 5
 SCHL- 0571 PLEW ELEMENTARY

PROGRAM CATEGORY	NBR	DIRECT						TOTAL DIRECT	SCHOOL INDIRECT	SCHOOL COST	DISTRICT INDIRECT	TOTAL
		SALARIES	BENEFITS	PURCHASED SERVICES	MATERIAL SUPPLIES	OTHER EXPENSES	CAPITAL OUTLAY					
K-3 BASIC	101	95708	16667	43	249		941	113610	12035	125645	22843	148489
4-8 BASIC	102	10723	7731	20	115		436	19027	5583	24611	10597	35208
BASIC		106431	24399	64	365		1378	132638	17618	150256	33440	183697
ESOL	130	12	48				2	65	35	100	66	167
ESOL		12	48				2	65	35	100	66	167
PK-3 BASIC W/ES 111		15670	4529	11	67		255	20535	3270	23806	6207	30014
4-8 BASIC W/ESE 112		2588	2319	6	34		131	5080	1675	6755	3179	9935
ESE		18259	6849	17	102		386	25615	4946	30561	9387	39949
TOTAL FOR FEFP		124703	31297	82	469		1767	158319	22599	180919	42894	223814

FOOD SERVICE
 TRANSPORTATION

THOSE COSTS REPORTED IN THE COLUMN TITLED -SCHOOL INDIRECT- ARE DERIVED FROM TWO SOURCES: A) EXPENDITURES RECORDED BY SCHOOL AND B) SCHOOL LEVEL EXPENDITURES CENTRALLY RECORDED. FUNCTIONALLY DISTRIBUTED, THESE COSTS ARE AS REPORTED BELOW.

6100 PUPIL PERSONNEL	20493	6400 INSTR STAFF TRAINING	7700 CENTRAL SERVICES
6200 INSTRUCTIONAL MEDIA		7300 SCHOOL ADMINISTRATION	7900 OPERATION OF PLANT
6300 INSTR & CURR DEVLPMNT	2105	7400 FACILITIES ACQ-CONSTR	8100 MAINTENANCE OF PLANT
			8200 ADMIN. TECH. SERVICES
			6500 INSTR. TECH. SERVICES

FUND- 5
 SCHL- 0581 CHOCTAWHATCHEE HIGH

PROGRAM CATEGORY	NBR	DIRECT						TOTAL DIRECT	SCHOOL INDIRECT	SCHOOL COST	DISTRICT INDIRECT	TOTAL
		SALARIES	BENEFITS	PURCHASED SERVICES	MATERIAL SUPPLIES	OTHER EXPENSES	CAPITAL OUTLAY					
4-8 BASIC	102	12	21				1	35	5	41	27	69
9-12 BASIC	103	213280	62988	154	882		3324	280630	17268	297898	80665	378564
BASIC		213293	63010	154	882		3325	280666	17274	297940	80693	378634
ESOL	130	3179	1210	2	16		63	4473	331	4805	1550	6356
ESOL		3179	1210	2	16		63	4473	331	4805	1550	6356
4-8 BASIC W/ESE	112	3	5					8	1	10	6	16
9-12 BASIC W/ES	113	63563	11816	28	165		623	76198	3239	79438	15133	94571
ESE LEVEL 4	254	2848	298		4		15	3167	81	3249	382	3631
ESE LEVEL 5	255	512	607	1	8		32	1161	166	1328	777	2105
ESE		66927	12727	31	178		671	80536	3489	84025	16299	100324
VOCATIONAL, 6-12	300	2534	4335	10	60		228	7169	1188	8358	5551	13909
VOCATIONAL PGM		2534	4335	10	60		228	7169	1188	8358	5551	13909
TOTAL FOR FEFP		285934	81283	199	1138		4289	372846	22283	395130	104094	499225
FOOD SERVICE									6397			
TRANSPORTATION												

THOSE COSTS REPORTED IN THE COLUMN TITLED -SCHOOL INDIRECT- ARE DERIVED FROM TWO SOURCES: A) EXPENDITURES RECORDED BY SCHOOL AND B) SCHOOL LEVEL EXPENDITURES CENTRALLY RECORDED. FUNCTIONALLY DISTRIBUTED, THESE COSTS ARE AS REPORTED BELOW.

6100 PUPIL PERSONNEL	15946	6400 INSTR STAFF TRAINING	7700 CENTRAL SERVICES
6200 INSTRUCTIONAL MEDIA		7300 SCHOOL ADMINISTRATION	7900 OPERATION OF PLANT
6300 INSTR & CURR DEVLPMNT	6336	7400 FACILITIES ACQ-CONSTR	8100 MAINTENANCE OF PLANT
			8200 ADMIN. TECH. SERVICES
			6500 INSTR. TECH. SERVICES

FUND- 5
 SCHL- 0601 CRESTVIEW SENIOR HIGH

PROGRAM CATEGORY	NBR	DIRECT					TOTAL DIRECT	SCHOOL INDIRECT	SCHOOL COST	DISTRICT INDIRECT	TOTAL
		SALARIES	BENEFITS	PURCHASED SERVICES	MATERIAL SUPPLIES	OTHER EXPENSES					
9-12 BASIC	103	247504	71471	158	904	3408	323446	33856	357303	82704	440008
BASIC		247504	71471	158	904	3408	323446	33856	357303	82704	440008
ESOL	130	934	502	1	6	23	1468	237	1706	581	2287
ESOL		934	502	1	6	23	1468	237	1706	581	2287
9-12 BASIC W/ES	113	50669	17279	38	218	823	69030	8185	77215	19995	97211
ESE LEVEL 4	254	112	143		1	6	265	67	333	165	499
ESE LEVEL 5	255	988	1255	2	15	59	2321	594	2916	1452	4368
ESE		51770	18678	41	236	890	71617	8848	80465	21613	102079
VOCATIONAL, 6-12	300	8170	10375	22	131	494	19194	4914	24109	12005	36115
VOCATIONAL PGM		8170	10375	22	131	494	19194	4914	24109	12005	36115
TOTAL FOR FEFP		308379	101026	223	1278	4817	415726	47857	463584	116905	580490
FOOD SERVICE								6335			
TRANSPORTATION											

THOSE COSTS REPORTED IN THE COLUMN TITLED -SCHOOL INDIRECT- ARE DERIVED FROM TWO SOURCES: A) EXPENDITURES RECORDED BY SCHOOL AND B) SCHOOL LEVEL EXPENDITURES CENTRALLY RECORDED. FUNCTIONALLY DISTRIBUTED, THESE COSTS ARE AS REPORTED BELOW.

6100 PUPIL PERSONNEL	32490	6400 INSTR STAFF TRAINING	7700 CENTRAL SERVICES
6200 INSTRUCTIONAL MEDIA		7300 SCHOOL ADMINISTRATION	7900 OPERATION OF PLANT
6300 INSTR & CURR DEVLPMNT	5676	7400 FACILITIES ACQ-CONSTR	8100 MAINTENANCE OF PLANT
			8200 ADMIN. TECH. SERVICES
			6500 INSTR. TECH. SERVICES
			9689

FUND- 5
 SCHL- 0621 KENWOOD ELEMENTARY

PROGRAM CATEGORY	NBR	DIRECT						TOTAL DIRECT	SCHOOL INDIRECT	SCHOOL COST	DISTRICT INDIRECT	TOTAL
		SALARIES	BENEFITS	PURCHASED SERVICES	MATERIAL SUPPLIES	OTHER EXPENSES	CAPITAL OUTLAY					
K-3 BASIC	101	68860	11054	42	242		913	81113	26530	107643	22179	129823
4-8 BASIC	102	1894	3360	12	73		277	5619	8065	13684	6742	20426
BASIC		70754	14414	55	316		1191	86732	34595	121328	28922	150250
ESOL	130	133	237		5		19	397	570	967	476	1444
ESOL		133	237		5		19	397	570	967	476	1444
PK-3 BASIC W/ES	111	4373	4261	16	93		352	9096	10227	19323	8550	27873
4-8 BASIC W/ESE	112	680	1206	4	26		99	2017	2896	4914	2421	7335
ESE LEVEL 4	254	618	1097	4	24		90	1835	2635	4470	2202	6673
ESE LEVEL 5	255	97	173		3		14	290	416	707	348	1056
ESE		5770	6739	25	147		557	13240	16175	29416	13522	42938
TOTAL FOR FEFP		76658	21392	82	469		1768	100370	51340	151711	42921	194633

FOOD SERVICE
 TRANSPORTATION

THOSE COSTS REPORTED IN THE COLUMN TITLED -SCHOOL INDIRECT- ARE DERIVED FROM TWO SOURCES: A) EXPENDITURES RECORDED BY SCHOOL AND B) SCHOOL LEVEL EXPENDITURES CENTRALLY RECORDED. FUNCTIONALLY DISTRIBUTED, THESE COSTS ARE AS REPORTED BELOW.

6100 PUPIL PERSONNEL	22370	6400 INSTR STAFF TRAINING	7700 CENTRAL SERVICES
6200 INSTRUCTIONAL MEDIA	18766	7300 SCHOOL ADMINISTRATION	5835 7900 OPERATION OF PLANT
6300 INSTR & CURR DEVLPMNT	4366	7400 FACILITIES ACQ-CONSTR	8100 MAINTENANCE OF PLANT
			8200 ADMIN. TECH. SERVICES
			6500 INSTR. TECH. SERVICES

FUND- 5
 SCHL- 0631 FLOROSA ELEMENTARY SCHOOL

PROGRAM CATEGORY	NBR	DIRECT						TOTAL DIRECT	SCHOOL INDIRECT	SCHOOL COST	DISTRICT INDIRECT	TOTAL
		SALARIES	BENEFITS	PURCHASED SERVICES	MATERIAL SUPPLIES	OTHER EXPENSES	CAPITAL OUTLAY					
K-3 BASIC	101	48196	11114	38	218		823	60390	4401	64792	19982	84774
4-8 BASIC	102	38599	5021	17	98		372	44109	1988	46098	9028	55127
BASIC		86796	16136	55	317		1195	104500	6390	110890	29011	139902
ESOL	130	3104	918	3	18		68	4112	363	4476	1651	6127
ESOL		3104	918	3	18		68	4112	363	4476	1651	6127
PK-3 BASIC W/ES 111		8599	4680	16	92		346	13735	1853	15589	8415	24004
4-8 BASIC W/ESE 112		12664	1883	6	37		139	14731	746	15477	3386	18863
ESE		21264	6564	22	129		486	28466	2599	31066	11802	42868
TOTAL FOR FEFP		111164	23619	81	464		1749	137079	9353	146433	42464	188898

FOOD SERVICE
 TRANSPORTATION

THOSE COSTS REPORTED IN THE COLUMN TITLED -SCHOOL INDIRECT- ARE DERIVED FROM TWO SOURCES: A) EXPENDITURES RECORDED BY SCHOOL AND B) SCHOOL LEVEL EXPENDITURES CENTRALLY RECORDED. FUNCTIONALLY DISTRIBUTED, THESE COSTS ARE AS REPORTED BELOW.

6100 PUPIL PERSONNEL	6618	6400 INSTR STAFF TRAINING	7700 CENTRAL SERVICES
6200 INSTRUCTIONAL MEDIA		7300 SCHOOL ADMINISTRATION	7900 OPERATION OF PLANT
6300 INSTR & CURR DEVLPMNT	2734	7400 FACILITIES ACQ-CONSTR	8100 MAINTENANCE OF PLANT
			8200 ADMIN. TECH. SERVICES
			6500 INSTR. TECH. SERVICES

FUND- 5
 SCHL- 0641 FORT WALTON BEACH HIGH

PROGRAM CATEGORY	NBR	DIRECT					TOTAL DIRECT	SCHOOL INDIRECT	SCHOOL COST	DISTRICT INDIRECT	TOTAL
		SALARIES	BENEFITS	PURCHASED SERVICES	MATERIAL SUPPLIES	OTHER EXPENSES					
9-12 BASIC	103	265910	68969	178	1019	3841	339920	62819	402739	93229	495969
BASIC		265910	68969	178	1019	3841	339920	62819	402739	93229	495969
ESOL	130	8810	510	1	7	28	9358	465	9824	690	10514
ESOL		8810	510	1	7	28	9358	465	9824	690	10514
9-12 BASIC W/ES	113	67414	10492	27	155	584	78673	9556	88230	14183	102413
ESE LEVEL 5	255	70	56			3	131	51	183	76	260
ESE		67484	10549	27	155	587	78804	9608	88413	14260	102673
VOCATIONAL, 6-12	300	4501	3628	9	53	202	8395	3304	11700	4904	16604
VOCATIONAL PGM		4501	3628	9	53	202	8395	3304	11700	4904	16604
TOTAL FOR FEFP		346707	83658	216	1236	4660	436479	76197	512677	113084	625762
FOOD SERVICE								4163			
TRANSPORTATION											

THOSE COSTS REPORTED IN THE COLUMN TITLED -SCHOOL INDIRECT- ARE DERIVED FROM TWO SOURCES: A) EXPENDITURES RECORDED BY SCHOOL AND B) SCHOOL LEVEL EXPENDITURES CENTRALLY RECORDED. FUNCTIONALLY DISTRIBUTED, THESE COSTS ARE AS REPORTED BELOW.

6100 PUPIL PERSONNEL	32366	6400 INSTR STAFF TRAINING	7700 CENTRAL SERVICES
6200 INSTRUCTIONAL MEDIA		7300 SCHOOL ADMINISTRATION	7900 OPERATION OF PLANT
6300 INSTR & CURR DEVLPMNT	6872	7400 FACILITIES ACQ-CONSTR	8100 MAINTENANCE OF PLANT
			8200 ADMIN. TECH. SERVICES
			6500 INSTR. TECH. SERVICES
			36957

FUND- 5
 SCHL- 0651 BRUNER MIDDLE SCHOOL

PROGRAM CATEGORY	NBR	DIRECT						TOTAL DIRECT	SCHOOL INDIRECT	SCHOOL COST	DISTRICT INDIRECT	TOTAL
		SALARIES	BENEFITS	PURCHASED SERVICES	MATERIAL SUPPLIES	OTHER EXPENSES	CAPITAL OUTLAY					
4-8 BASIC	102	85271	23880	78	450		1696	111377	37341	148719	41168	189887
BASIC		85271	23880	78	450		1696	111377	37341	148719	41168	189887
ESOL	130	1575	516	1	9		36	2139	807	2947	889	3836
ESOL		1575	516	1	9		36	2139	807	2947	889	3836
4-8 BASIC W/ESE	112	11678	8108	26	152		576	20542	12678	33221	13978	47199
ESE LEVEL 4	254	29	120		2		8	161	188	350	208	558
ESE		11707	8228	27	155		584	20703	12867	33571	14186	47758
TOTAL FOR FEFP		98555	32625	107	615		2317	134221	51016	185238	56245	241483

FOOD SERVICE
 TRANSPORTATION

THOSE COSTS REPORTED IN THE COLUMN TITLED -SCHOOL INDIRECT- ARE DERIVED FROM TWO SOURCES: A) EXPENDITURES RECORDED BY SCHOOL AND B) SCHOOL LEVEL EXPENDITURES CENTRALLY RECORDED. FUNCTIONALLY DISTRIBUTED, THESE COSTS ARE AS REPORTED BELOW.

6100 PUPIL PERSONNEL	16269	6400 INSTR STAFF TRAINING	7700 CENTRAL SERVICES
6200 INSTRUCTIONAL MEDIA		7300 SCHOOL ADMINISTRATION	7900 OPERATION OF PLANT
6300 INSTR & CURR DEVLPMNT	3147	7400 FACILITIES ACQ-CONSTR	8100 MAINTENANCE OF PLANT
			8200 ADMIN. TECH. SERVICES
			6500 INSTR. TECH. SERVICES
			18774

FUND- 5
 SCHL- 0671 LEWIS MIDDLE SCHOOL

PROGRAM CATEGORY	NBR	----- DIRECT -----					TOTAL DIRECT	SCHOOL INDIRECT	SCHOOL COST	DISTRICT INDIRECT	TOTAL
		SALARIES	BENEFITS	PURCHASED SERVICES	MATERIAL SUPPLIES	OTHER EXPENSES					
4-8 BASIC	102	99810	24603	53	306	1153	125927	19853	145781	27995	173777
BASIC		99810	24603	53	306	1153	125927	19853	145781	27995	173777
ESOL	130	910	278		3	13	1206	225	1432	317	1749
ESOL		910	278		3	13	1206	225	1432	317	1749
4-8 BASIC W/ESE	112	26846	8035	17	100	376	35377	6484	41861	9143	51005
ESE		26846	8035	17	100	376	35377	6484	41861	9143	51005
TOTAL FOR FEFP		127568	32918	71	409	1543	162512	26562	189075	37456	226531

FOOD SERVICE
 TRANSPORTATION

THOSE COSTS REPORTED IN THE COLUMN TITLED -SCHOOL INDIRECT- ARE DERIVED FROM TWO SOURCES: A) EXPENDITURES RECORDED BY SCHOOL AND B) SCHOOL LEVEL EXPENDITURES CENTRALLY RECORDED. FUNCTIONALLY DISTRIBUTED, THESE COSTS ARE AS REPORTED BELOW.

6100 PUPIL PERSONNEL	24356	6400 INSTR STAFF TRAINING	7700 CENTRAL SERVICES
6200 INSTRUCTIONAL MEDIA		7300 SCHOOL ADMINISTRATION	7900 OPERATION OF PLANT
6300 INSTR & CURR DEVLPMNT	2205	7400 FACILITIES ACQ-CONSTR	8100 MAINTENANCE OF PLANT
			8200 ADMIN. TECH. SERVICES
			6500 INSTR. TECH. SERVICES

FUND- 5
 SCHL- 0681 LONGWOOD ELEMENTARY SCHOOL

PROGRAM CATEGORY	NBR	DIRECT						TOTAL DIRECT	SCHOOL INDIRECT	SCHOOL COST	DISTRICT INDIRECT	TOTAL
		SALARIES	BENEFITS	PURCHASED SERVICES	MATERIAL SUPPLIES	OTHER EXPENSES	CAPITAL OUTLAY					
K-3 BASIC	101	42109	10433	41	239		903	53727	34005	87733	21915	109648
4-8 BASIC	102	2651	3995	16	91		345	7101	13022	20124	8392	28517
BASIC		44761	14428	58	331		1248	60828	47028	107857	30308	138166
ESOL	130	35135	1341	5	30		116	36629	4372	41001	2817	43818
ESOL		35135	1341	5	30		116	36629	4372	41001	2817	43818
PK-3 BASIC W/ES	111	5364	3384	13	77		292	9132	11030	20163	7108	27272
4-8 BASIC W/ESE	112	1139	1717	6	39		148	3052	5597	8649	3607	12256
ESE LEVEL 4	254	95	143		3		12	255	468	723	301	1025
ESE LEVEL 5	255	11	16				1	30	55	85	35	121
ESE		6610	5262	21	120		455	12470	17151	29621	11053	40675
TOTAL FOR FEFP		86507	21032	84	483		1820	109928	68551	178480	44180	222660

FOOD SERVICE
 TRANSPORTATION

THOSE COSTS REPORTED IN THE COLUMN TITLED -SCHOOL INDIRECT- ARE DERIVED FROM TWO SOURCES: A) EXPENDITURES RECORDED BY SCHOOL AND B) SCHOOL LEVEL EXPENDITURES CENTRALLY RECORDED. FUNCTIONALLY DISTRIBUTED, THESE COSTS ARE AS REPORTED BELOW.

6100 PUPIL PERSONNEL	17895	6400 INSTR STAFF TRAINING	7700 CENTRAL SERVICES
6200 INSTRUCTIONAL MEDIA		7300 SCHOOL ADMINISTRATION	7900 OPERATION OF PLANT
6300 INSTR & CURR DEVLPMNT	2181	7400 FACILITIES ACQ-CONSTR	8100 MAINTENANCE OF PLANT
			8200 ADMIN. TECH. SERVICES
			6500 INSTR. TECH. SERVICES
			34872

FUND- 5
 SCHL- 0701 OKALOOSA APPLIED TECHNOLOGY CR

----- PROGRAM -----		----- DIRECT -----							SCHOOL	SCHOOL	DISTRICT	TOTAL
CATEGORY	NBR	SALARIES	BENEFITS	PURCHASED SERVICES	MATERIAL SUPPLIES	OTHER EXPENSES	CAPITAL OUTLAY	TOTAL DIRECT	INDIRECT	COST	INDIRECT	TOTAL
4-8 BASIC	102						2	4	255	259	71	330
9-12 BASIC	103	16	1	7	44		168	237	14592	14830	4077	18907
BASIC		16	1	7	45		170	242	14847	15089	4148	19238
PK-3 BASIC W/ES	111	2		1	6		22	32	1993	2025	556	2582
4-8 BASIC W/ESE	112	2		1	6		22	32	1993	2025	556	2582
9-12 BASIC W/ES	113	13	1	6	38		144	204	12535	12740	3502	16242
ESE LEVEL 4	254								43	44	12	56
ESE LEVEL 5	255							1	71	72	20	92
ESE		18	1	8	50		191	271	16637	16908	4648	21557
VOCATIONAL,6-12	300	19	1	9	54		204	289	17773	18063	4966	23029
VOCATIONAL PGM		19	1	9	54		204	289	17773	18063	4966	23029
AGRISCIENCE & N	351	30	1730		1274			3036		3036		3036
BUSINESS EDUCAT	352	38	2145		1580			3763		3763		3763
FAMILY AND CONS	353	12	715		526			1254		1254		1254
HEALTH SCIENCE	354	109	6150		4530			10790		10790		10790
INDUSTRIAL	355	100539	15157		11164			126861		126861		126861
ADULT PGM		100729	25899		19075			145705		145705		145705
TOTAL FOR FEFP		100784	25904	26	19226		567	146508	49258	195767	13763	209531
FOOD SERVICE												
TRANSPORTATION												

THOSE COSTS REPORTED IN THE COLUMN TITLED -SCHOOL INDIRECT- ARE DERIVED FROM TWO SOURCES: A) EXPENDITURES RECORDED BY SCHOOL AND B) SCHOOL LEVEL EXPENDITURES CENTRALLY RECORDED. FUNCTIONALLY DISTRIBUTED, THESE COSTS ARE AS REPORTED BELOW.

6100 PUPIL PERSONNEL	6400 INSTR STAFF TRAINING	7700 CENTRAL SERVICES
6200 INSTRUCTIONAL MEDIA	7300 SCHOOL ADMINISTRATION	46483 7900 OPERATION OF PLANT
6300 INSTR & CURR DEVLPMNT	2774 7400 FACILITIES ACQ-CONSTR	8100 MAINTENANCE OF PLANT
		8200 ADMIN. TECH. SERVICES
		6500 INSTR. TECH. SERVICES

FUND- 5
 SCHL- 0731 WALKER ELEMENTARY

PROGRAM CATEGORY	NBR	DIRECT						TOTAL DIRECT	SCHOOL INDIRECT	SCHOOL COST	DISTRICT INDIRECT	TOTAL
		SALARIES	BENEFITS	PURCHASED SERVICES	MATERIAL SUPPLIES	OTHER EXPENSES	CAPITAL OUTLAY					
K-3 BASIC	101	76532	18780	57	330		1243	96944	26307	123252	30184	153436
4-8 BASIC	102	6824	6975	21	122		461	14405	9899	24305	11210	35516
BASIC		83357	25755	79	452		1705	111350	36207	147558	41394	188952
ESOL	130	239	221		3		14	480	312	792	356	1149
ESOL		239	221		3		14	480	312	792	356	1149
PK-3 BASIC W/ES	111	4362	4170	12	73		276	8895	5873	14768	6702	21470
4-8 BASIC W/ESE	112	3888	3563	10	62		236	7761	5060	12822	5727	18550
ESE LEVEL 4	254	113	182		3		12	311	257	568	292	861
ESE LEVEL 5	255	71	115		2		7	197	164	361	185	547
ESE		8435	8031	24	141		531	17165	11356	28521	12909	41430
TOTAL FOR FEFP		92032	34008	104	597		2252	128996	47875	176872	54660	231532

FOOD SERVICE
 TRANSPORTATION

THOSE COSTS REPORTED IN THE COLUMN TITLED -SCHOOL INDIRECT- ARE DERIVED FROM TWO SOURCES: A) EXPENDITURES RECORDED BY SCHOOL AND B) SCHOOL LEVEL EXPENDITURES CENTRALLY RECORDED. FUNCTIONALLY DISTRIBUTED, THESE COSTS ARE AS REPORTED BELOW.

6100 PUPIL PERSONNEL	42688	6400 INSTR STAFF TRAINING	7700 CENTRAL SERVICES
6200 INSTRUCTIONAL MEDIA		7300 SCHOOL ADMINISTRATION	7900 OPERATION OF PLANT
6300 INSTR & CURR DEVLPMNT	2793	7400 FACILITIES ACQ-CONSTR	8100 MAINTENANCE OF PLANT
			8200 ADMIN. TECH. SERVICES
			6500 INSTR. TECH. SERVICES

FUND- 5
 SCHL- 0741 BLUEWATER ELEMENTARY

PROGRAM CATEGORY	NBR	DIRECT						TOTAL DIRECT	SCHOOL INDIRECT	SCHOOL COST	DISTRICT INDIRECT	TOTAL
		SALARIES	BENEFITS	PURCHASED SERVICES	MATERIAL SUPPLIES	OTHER EXPENSES	CAPITAL OUTLAY					
K-3 BASIC	101	17186	15411	49	283		1066	33996	24290	58287	25886	84173
4-8 BASIC	102	25063	5684	18	104		393	31264	9376	40640	9547	50188
BASIC		42250	21095	67	387		1460	65260	33666	98927	35434	134361
ESOL	130	173	294		5		20	494	463	958	494	1452
ESOL		173	294		5		20	494	463	958	494	1452
PK-3 BASIC W/ES	111	47374	6040	19	110		418	53963	9630	63593	10147	73740
4-8 BASIC W/ESE	112	4277	2522	8	46		174	7028	4158	11186	4236	15423
ESE LEVEL 4	254	32	55		1		3	93	92	185	93	279
ESE		51684	8618	27	158		596	61085	13880	74966	14477	89443
TOTAL FOR FEFP		94107	30008	96	551		2077	126841	48010	174852	50405	225258

FOOD SERVICE
 TRANSPORTATION

THOSE COSTS REPORTED IN THE COLUMN TITLED -SCHOOL INDIRECT- ARE DERIVED FROM TWO SOURCES: A) EXPENDITURES RECORDED BY SCHOOL AND B) SCHOOL LEVEL EXPENDITURES CENTRALLY RECORDED. FUNCTIONALLY DISTRIBUTED, THESE COSTS ARE AS REPORTED BELOW.

6100 PUPIL PERSONNEL	31892	6400 INSTR STAFF TRAINING	7700 CENTRAL SERVICES
6200 INSTRUCTIONAL MEDIA	5468	7300 SCHOOL ADMINISTRATION	7900 OPERATION OF PLANT
6300 INSTR & CURR DEVLPMNT	2412	7400 FACILITIES ACQ-CONSTR	8100 MAINTENANCE OF PLANT
			8200 ADMIN. TECH. SERVICES
			6500 INSTR. TECH. SERVICES

FUND- 5
 SCHL- 0751 ANTIOCH ELEMENTARY

PROGRAM CATEGORY	NBR	DIRECT						TOTAL DIRECT	SCHOOL INDIRECT	SCHOOL COST	DISTRICT INDIRECT	TOTAL
		SALARIES	BENEFITS	PURCHASED SERVICES	MATERIAL SUPPLIES	OTHER EXPENSES	CAPITAL OUTLAY					
K-3 BASIC	101	63258	10133	56	322		1213	74984	56171	131156	29456	160612
4-8 BASIC	102	8217	4634	25	147		555	13580	26283	39864	13472	53336
BASIC		71476	14768	82	469		1769	88565	82454	171020	42929	213949
ESOL	130	225	127		4		15	372	702	1075	369	1445
ESOL		225	127		4		15	372	702	1075	369	1445
PK-3 BASIC W/ES	111	13437	3066	17	97		367	16985	17138	34123	8914	43038
4-8 BASIC W/ESE	112	3391	1913	10	60		229	5605	10849	16454	5560	22015
ESE LEVEL 4	254	1999	1127	6	35		135	3305	6400	9705	3278	12984
ESE LEVEL 5	255	309	174		5		20	511	991	1503	507	2011
ESE		19138	6282	34	199		752	26407	35379	61787	18261	80049
TOTAL FOR FEFP		90840	21177	117	673		2536	115346	118536	233883	61560	295443

FOOD SERVICE
 TRANSPORTATION

THOSE COSTS REPORTED IN THE COLUMN TITLED -SCHOOL INDIRECT- ARE DERIVED FROM TWO SOURCES: A) EXPENDITURES RECORDED BY SCHOOL AND B) SCHOOL LEVEL EXPENDITURES CENTRALLY RECORDED. FUNCTIONALLY DISTRIBUTED, THESE COSTS ARE AS REPORTED BELOW.

6100 PUPIL PERSONNEL	45645	6400 INSTR STAFF TRAINING	7700 CENTRAL SERVICES
6200 INSTRUCTIONAL MEDIA		7300 SCHOOL ADMINISTRATION	7900 OPERATION OF PLANT
6300 INSTR & CURR DEVLPMNT	31099	7400 FACILITIES ACQ-CONSTR	8100 MAINTENANCE OF PLANT
			8200 ADMIN. TECH. SERVICES
			6500 INSTR. TECH. SERVICES
			10005

FUND- 5
 SCHL- 0761 DAVIDSON MIDDLE SCHOOL

PROGRAM CATEGORY	NBR	DIRECT						TOTAL DIRECT	SCHOOL INDIRECT	SCHOOL COST	DISTRICT INDIRECT	TOTAL
		SALARIES	BENEFITS	PURCHASED SERVICES	MATERIAL SUPPLIES	OTHER EXPENSES	CAPITAL OUTLAY					
4-8 BASIC	102	105388	30374	78	449		1694	137986	43019	181005	41124	222129
BASIC		105388	30374	78	449		1694	137986	43019	181005	41124	222129
ESOL	130	18	91		1		5	116	129	245	123	369
ESOL		18	91		1		5	116	129	245	123	369
4-8 BASIC W/ESE	112	12746	8478	21	125		473	21846	12008	33854	11479	45333
ESE LEVEL 4	254	26	130		1		7	166	185	351	177	529
ESE LEVEL 5	255	73	365		5		20	465	517	982	494	1477
ESE		12846	8974	23	132		500	22478	12710	35188	12150	47339
TOTAL FOR FEFP		118253	39440	102	584		2200	160580	55858	216439	53398	269838

FOOD SERVICE
 TRANSPORTATION

THOSE COSTS REPORTED IN THE COLUMN TITLED -SCHOOL INDIRECT- ARE DERIVED FROM TWO SOURCES: A) EXPENDITURES RECORDED BY SCHOOL AND B) SCHOOL LEVEL EXPENDITURES CENTRALLY RECORDED. FUNCTIONALLY DISTRIBUTED, THESE COSTS ARE AS REPORTED BELOW.

6100 PUPIL PERSONNEL	15176	6400 INSTR STAFF TRAINING	7700 CENTRAL SERVICES
6200 INSTRUCTIONAL MEDIA		7300 SCHOOL ADMINISTRATION	7900 OPERATION OF PLANT
6300 INSTR & CURR DEVLPMNT	4725	7400 FACILITIES ACQ-CONSTR	8100 MAINTENANCE OF PLANT
			8200 ADMIN. TECH. SERVICES
			6500 INSTR. TECH. SERVICES
			8346
			27608

FUND- 5
 SCHL- 0771 DESTIN MIDDLE SCHOOL

PROGRAM CATEGORY	NBR	DIRECT						TOTAL DIRECT	SCHOOL INDIRECT	SCHOOL COST	DISTRICT INDIRECT	TOTAL
		SALARIES	BENEFITS	PURCHASED SERVICES	MATERIAL SUPPLIES	OTHER EXPENSES	CAPITAL OUTLAY					
4-8 BASIC	102	87216	26670	60	344		1299	115592	17963	133555	31540	165096
BASIC		87216	26670	60	344		1299	115592	17963	133555	31540	165096
ESOL	130	1849	627	1	8		30	2516	422	2939	741	3680
ESOL		1849	627	1	8		30	2516	422	2939	741	3680
4-8 BASIC W/ESE	112	22883	6786	15	87		330	30103	4570	34674	8025	42700
ESE LEVEL 5	255	102	227		2		11	345	153	498	269	768
ESE		22986	7014	15	90		341	30448	4724	35173	8294	43468
TOTAL FOR FEFP		112051	34312	77	443		1672	148558	23109	171668	40577	212245

FOOD SERVICE
 TRANSPORTATION

THOSE COSTS REPORTED IN THE COLUMN TITLED -SCHOOL INDIRECT- ARE DERIVED FROM TWO SOURCES: A) EXPENDITURES RECORDED BY SCHOOL AND B) SCHOOL LEVEL EXPENDITURES CENTRALLY RECORDED. FUNCTIONALLY DISTRIBUTED, THESE COSTS ARE AS REPORTED BELOW.

6100 PUPIL PERSONNEL	21261	6400 INSTR STAFF TRAINING	7700 CENTRAL SERVICES
6200 INSTRUCTIONAL MEDIA		7300 SCHOOL ADMINISTRATION	7900 OPERATION OF PLANT
6300 INSTR & CURR DEVLPMNT	1847	7400 FACILITIES ACQ-CONSTR	8100 MAINTENANCE OF PLANT
			8200 ADMIN. TECH. SERVICES
			6500 INSTR. TECH. SERVICES

FUND- 5
 SCHL- 0781 ECCI - SOUTH

PROGRAM CATEGORY	NBR	DIRECT						TOTAL DIRECT	SCHOOL INDIRECT	SCHOOL COST	DISTRICT INDIRECT	TOTAL
		SALARIES	BENEFITS	PURCHASED SERVICES	MATERIAL SUPPLIES	OTHER EXPENSES	CAPITAL OUTLAY					
4-8 BASIC	102	11		5	102		123	244	9096	9340	2995	12336
9-12 BASIC	103	8		4	71		87	172	6411	6583	2111	8695
BASIC		20	1	9	174		210	416	15508	15924	5107	21032
4-8 BASIC W/ESE	112	9		4	80		96	191	7145	7337	2353	9690
9-12 BASIC W/ES	113	4		2	42		51	101	3794	3896	1249	5145
ESE LEVEL 5	255				6		7	15	571	586	188	775
ESE		15	1	7	129		156	308	11511	11820	3791	15611
TOTAL FOR FEFP		35	2	17	303		366	725	27019	27745	8898	36643

FOOD SERVICE
 TRANSPORTATION

THOSE COSTS REPORTED IN THE COLUMN TITLED -SCHOOL INDIRECT- ARE DERIVED FROM TWO SOURCES: A) EXPENDITURES RECORDED BY SCHOOL AND B) SCHOOL LEVEL EXPENDITURES CENTRALLY RECORDED. FUNCTIONALLY DISTRIBUTED, THESE COSTS ARE AS REPORTED BELOW.

6100 PUPIL PERSONNEL	4472	6400 INSTR STAFF TRAINING	7700 CENTRAL SERVICES
6200 INSTRUCTIONAL MEDIA		7300 SCHOOL ADMINISTRATION	7900 OPERATION OF PLANT
6300 INSTR & CURR DEVLPMNT	4212	7400 FACILITIES ACQ-CONSTR	8100 MAINTENANCE OF PLANT
			8200 ADMIN. TECH. SERVICES
			6500 INSTR. TECH. SERVICES
			18333

FUND- 5
 SCHL- 0791 ECCI - NORTH

PROGRAM CATEGORY	NBR	----- DIRECT -----						TOTAL DIRECT	SCHOOL INDIRECT	SCHOOL COST	DISTRICT INDIRECT	TOTAL
		SALARIES	BENEFITS	PURCHASED SERVICES	MATERIAL SUPPLIES	OTHER EXPENSES	CAPITAL OUTLAY					
4-8 BASIC	102	1			4		18	26	757	784	454	1238
9-12 BASIC	103	6		3	17		67	95	2725	2821	1634	4455
BASIC		8		4	22		86	121	3483	3605	2089	5694
4-8 BASIC W/ESE	112	1			2		10	15	443	459	266	725
9-12 BASIC W/ES	113	3		1	9		36	51	1481	1533	888	2422
ESE LEVEL 5	255							1	33	34	20	54
ESE		4		2	12		48	68	1958	2027	1174	3202
TOTAL FOR FEFP		12	1	6	35		134	190	5441	5632	3264	8896

FOOD SERVICE
 TRANSPORTATION

THOSE COSTS REPORTED IN THE COLUMN TITLED -SCHOOL INDIRECT- ARE DERIVED FROM TWO SOURCES: A) EXPENDITURES RECORDED BY SCHOOL AND B) SCHOOL LEVEL EXPENDITURES CENTRALLY RECORDED. FUNCTIONALLY DISTRIBUTED, THESE COSTS ARE AS REPORTED BELOW.

6100 PUPIL PERSONNEL	4022	6400 INSTR STAFF TRAINING	7700 CENTRAL SERVICES
6200 INSTRUCTIONAL MEDIA		7300 SCHOOL ADMINISTRATION	7900 OPERATION OF PLANT
6300 INSTR & CURR DEVLPMNT	1418	7400 FACILITIES ACQ-CONSTR	8100 MAINTENANCE OF PLANT
			8200 ADMIN. TECH. SERVICES
			6500 INSTR. TECH. SERVICES

FUND- 5
 SCHL- 0811 SOUTHSIDE CENTER

----- PROGRAM -----		----- DIRECT -----						TOTAL	SCHOOL	SCHOOL	DISTRICT	TOTAL
CATEGORY	NBR	SALARIES	BENEFITS	PURCHASED SERVICES	MATERIAL SUPPLIES	OTHER EXPENSES	CAPITAL OUTLAY	DIRECT	INDIRECT	COST	INDIRECT	
4-8 BASIC	102	4089	1888	1	6		4003	9988		9988	623	10612
BASIC		4089	1888	1	6		4003	9988		9988	623	10612
PK-3 BASIC W/ES	111	25142	11607	7	41		24613	61413		61413	3834	65247
4-8 BASIC W/ESE	112	11598	1837	1	6		3896	17340		17340	606	17947
ESE LEVEL 4	254	18227	4527	2	16		9600	32375		32375	1495	33871
ESE LEVEL 5	255	81564	17629	11	63		37381	136650		136650	5823	142474
ESE		136533	35602	22	128		75491	247779		247779	11760	259540
TOTAL FOR FEFP		140623	37490	23	135		79495	257768		257768	12384	270152

FOOD SERVICE
 TRANSPORTATION

THOSE COSTS REPORTED IN THE COLUMN TITLED -SCHOOL INDIRECT- ARE DERIVED FROM TWO SOURCES: A) EXPENDITURES RECORDED BY SCHOOL AND B) SCHOOL LEVEL EXPENDITURES CENTRALLY RECORDED. FUNCTIONALLY DISTRIBUTED, THESE COSTS ARE AS REPORTED BELOW.

- | | | |
|----------------------------|----------------------------|----------------------------|
| 6100 PUPIL PERSONNEL | 6400 INSTR STAFF TRAINING | 7700 CENTRAL SERVICES |
| 6200 INSTRUCTIONAL MEDIA | 7300 SCHOOL ADMINISTRATION | 7900 OPERATION OF PLANT |
| 6300 INSTR & CURR DEVLPMNT | 7400 FACILITIES ACQ-CONSTR | 8100 MAINTENANCE OF PLANT |
| | | 8200 ADMIN. TECH. SERVICES |
| | | 6500 INSTR. TECH. SERVICES |

FUND- 5

SCHL- 9807 LIZA JACKSON PREP SCHOOL

** CHARTER SCHOOL **

PROGRAM		DIRECT				TOTAL	SCHOOL	SCHOOL	DISTRICT	TOTAL		
CATEGORY	NBR	SALARIES	BENEFITS	PURCHASED SERVICES	MATERIAL SUPPLIES	OTHER EXPENSES	CAPITAL OUTLAY	DIRECT	INDIRECT	COST	INDIRECT	TOTAL
Ctrl	Function	Amount	Function	Amount	Function	Amount	Function	Amount				
4000	6100		6200		6300		6400					
4001	7100		7200		7300		7400					
4002	7500		7600		7700		7800					
4003	7900		8100		8200		6500					
K-3 BASIC	101	11455	876					12331		12331		12331
4-8 BASIC	102	11456	877					12333		12333		12333
BASIC		22911	1753					24664		24664		24664
TOTAL FOR FEFP		22911	1753					24664		24664		24664

FOOD SERVICE
 TRANSPORTATION

THOSE COSTS REPORTED IN THE COLUMN TITLED -SCHOOL INDIRECT- ARE DERIVED FROM TWO SOURCES: A) EXPENDITURES RECORDED BY SCHOOL AND B) SCHOOL LEVEL EXPENDITURES CENTRALLY RECORDED. FUNCTIONALLY DISTRIBUTED, THESE COSTS ARE AS REPORTED BELOW.

- | | | |
|----------------------------|----------------------------|----------------------------|
| 6100 PUPIL PERSONNEL | 6400 INSTR STAFF TRAINING | 7700 CENTRAL SERVICES |
| 6200 INSTRUCTIONAL MEDIA | 7300 SCHOOL ADMINISTRATION | 7900 OPERATION OF PLANT |
| 6300 INSTR & CURR DEVLPMNT | 7400 FACILITIES ACQ-CONSTR | 8100 MAINTENANCE OF PLANT |
| | | 8200 ADMIN. TECH. SERVICES |
| | | 6500 INSTR. TECH. SERVICES |

FUND- 5
 SCHL- 9810 GULF COAST YOUTH ACADEMY

PROGRAM CATEGORY	NBR	DIRECT						TOTAL DIRECT	SCHOOL INDIRECT	SCHOOL COST	DISTRICT INDIRECT	TOTAL
		SALARIES	BENEFITS	PURCHASED SERVICES	MATERIAL SUPPLIES	OTHER EXPENSES	CAPITAL OUTLAY					
4-8 BASIC	102	994	619	4	23		87	1728	1752	3480	2131	5612
9-12 BASIC	103	9021	1257	8	47		178	10512	3558	14071	4330	18402
BASIC		10015	1876	12	70		266	12241	5310	17552	6461	24014
4-8 BASIC W/ESE	112	162	349	2	13		49	576	989	1566	1203	2770
9-12 BASIC W/ES	113	1168	1120	7	42		158	2497	3169	5667	3856	9523
ESE		1330	1469	9	55		208	3073	4159	7233	5060	12294
VOCATIONAL, 6-12	300	4	242	1	9		34	292	685	977	834	1812
VOCATIONAL PGM		4	242	1	9		34	292	685	977	834	1812
TOTAL FOR FEFP		11351	3588	23	135		509	15607	10155	25763	12356	38120

FOOD SERVICE
 TRANSPORTATION

THOSE COSTS REPORTED IN THE COLUMN TITLED -SCHOOL INDIRECT- ARE DERIVED FROM TWO SOURCES: A) EXPENDITURES RECORDED BY SCHOOL AND B) SCHOOL LEVEL EXPENDITURES CENTRALLY RECORDED. FUNCTIONALLY DISTRIBUTED, THESE COSTS ARE AS REPORTED BELOW.

6100 PUPIL PERSONNEL	6400 INSTR STAFF TRAINING	7700 CENTRAL SERVICES
6200 INSTRUCTIONAL MEDIA	7300 SCHOOL ADMINISTRATION	10155 7900 OPERATION OF PLANT
6300 INSTR & CURR DEVLPMNT	7400 FACILITIES ACQ-CONSTR	8100 MAINTENANCE OF PLANT
		8200 ADMIN. TECH. SERVICES
		6500 INSTR. TECH. SERVICES

FUND- 5
 SCHL- 9811 OKALOOSA YOUTH DEVELOPMENT CTR

PROGRAM CATEGORY	NBR	DIRECT						TOTAL DIRECT	SCHOOL INDIRECT	SCHOOL COST	DISTRICT INDIRECT	TOTAL
		SALARIES	BENEFITS	PURCHASED SERVICES	MATERIAL SUPPLIES	OTHER EXPENSES	CAPITAL OUTLAY					
4-8 BASIC	102	63	231	2	11		43	351	1074	1426	1047	2474
9-12 BASIC	103	4564	538	4	26		100	5234	2497	7731	2434	10166
BASIC		4628	769	6	38		143	5586	3572	9158	3482	12640
4-8 BASIC W/ESE	112	52	190	1	9		35	289	884	1173	862	2035
9-12 BASIC W/ES	113	70	258	2	12		48	391	1197	1589	1167	2756
ESE		123	448	3	22		83	681	2081	2762	2029	4791
VOCATIONAL, 6-12	300	17	65		3		12	99	302	401	295	696
VOCATIONAL PGM		17	65		3		12	99	302	401	295	696
TOTAL FOR FEFP		4769	1283	11	63		239	6366	5955	12322	5806	18129

FOOD SERVICE
 TRANSPORTATION

THOSE COSTS REPORTED IN THE COLUMN TITLED -SCHOOL INDIRECT- ARE DERIVED FROM TWO SOURCES: A) EXPENDITURES RECORDED BY SCHOOL AND B) SCHOOL LEVEL EXPENDITURES CENTRALLY RECORDED. FUNCTIONALLY DISTRIBUTED, THESE COSTS ARE AS REPORTED BELOW.

6100 PUPIL PERSONNEL	6400 INSTR STAFF TRAINING	7700 CENTRAL SERVICES
6200 INSTRUCTIONAL MEDIA	7300 SCHOOL ADMINISTRATION	5955 7900 OPERATION OF PLANT
6300 INSTR & CURR DEVLPMNT	7400 FACILITIES ACQ-CONSTR	8100 MAINTENANCE OF PLANT
		8200 ADMIN. TECH. SERVICES
		6500 INSTR. TECH. SERVICES

FUND- 5
 SCHL- 9812 OKALOOSA YOUTH ACADEMY

----- PROGRAM -----		----- DIRECT -----						TOTAL	SCHOOL	SCHOOL	DISTRICT	TOTAL
CATEGORY	NBR	SALARIES	BENEFITS	PURCHASED SERVICES	MATERIAL SUPPLIES	OTHER EXPENSES	CAPITAL OUTLAY	DIRECT	INDIRECT	COST	INDIRECT	
4-8 BASIC	102	2303	1378	3	19		72	3776	178	3954	1755	5710
9-12 BASIC	103	60	1667	4	23		87	1842	215	2058	2122	4181
BASIC		2364	3046	7	42		159	5619	393	6013	3877	9891
4-8 BASIC W/ESE	112	295	1181	2	16		62	1558	152	1710	1504	3215
9-12 BASIC W/ES	113	11419	2641	6	36		138	14242	341	14583	3362	17945
ESE		11714	3823	9	53		200	15800	493	16294	4866	21161
VOCATIONAL, 6-12	300	16324	1502	3	20		78	17930	193	18124	1912	20036
VOCATIONAL PGM		16324	1502	3	20		78	17930	193	18124	1912	20036
TOTAL FOR FEFP		30403	8371	20	116		439	39350	1080	40431	10657	51088

FOOD SERVICE
 TRANSPORTATION

THOSE COSTS REPORTED IN THE COLUMN TITLED -SCHOOL INDIRECT- ARE DERIVED FROM TWO SOURCES: A) EXPENDITURES RECORDED BY SCHOOL AND B) SCHOOL LEVEL EXPENDITURES CENTRALLY RECORDED. FUNCTIONALLY DISTRIBUTED, THESE COSTS ARE AS REPORTED BELOW.

6100 PUPIL PERSONNEL	6400 INSTR STAFF TRAINING	7700 CENTRAL SERVICES
6200 INSTRUCTIONAL MEDIA	7300 SCHOOL ADMINISTRATION	1080 7900 OPERATION OF PLANT
6300 INSTR & CURR DEVLPMNT	7400 FACILITIES ACQ-CONSTR	8100 MAINTENANCE OF PLANT
		8200 ADMIN. TECH. SERVICES
		6500 INSTR. TECH. SERVICES

FUND- 5
 SCHL- 9813 OKALOOSA REGIONAL DETENTION CT

PROGRAM CATEGORY	NBR	DIRECT						TOTAL DIRECT	SCHOOL INDIRECT	SCHOOL COST	DISTRICT INDIRECT	TOTAL
		SALARIES	BENEFITS	PURCHASED SERVICES	MATERIAL SUPPLIES	OTHER EXPENSES	CAPITAL OUTLAY					
4-8 BASIC	102	45	199		5		19	270	1125	1395	466	1862
9-12 BASIC	103	4597	794	3	20		76	5492	4477	9970	1856	11826
BASIC		4643	994	4	25		95	5762	5603	11366	2323	13689
4-8 BASIC W/ESE	112	27	119		3		11	161	674	836	279	1115
9-12 BASIC W/ES	113	36	160		4		15	216	902	1119	374	1493
ESE		63	279	1	7		26	378	1576	1955	653	2609
TOTAL FOR FEFP		4706	1273	5	32		122	6141	7179	13321	2976	16298

FOOD SERVICE
 TRANSPORTATION

THOSE COSTS REPORTED IN THE COLUMN TITLED -SCHOOL INDIRECT- ARE DERIVED FROM TWO SOURCES: A) EXPENDITURES RECORDED BY SCHOOL AND B) SCHOOL LEVEL EXPENDITURES CENTRALLY RECORDED. FUNCTIONALLY DISTRIBUTED, THESE COSTS ARE AS REPORTED BELOW.

6100 PUPIL PERSONNEL	4472	6400 INSTR STAFF TRAINING	7700 CENTRAL SERVICES
6200 INSTRUCTIONAL MEDIA		7300 SCHOOL ADMINISTRATION	2706 7900 OPERATION OF PLANT
6300 INSTR & CURR DEVLPMNT		7400 FACILITIES ACQ-CONSTR	8100 MAINTENANCE OF PLANT
			8200 ADMIN. TECH. SERVICES
			6500 INSTR. TECH. SERVICES

FUND- 5
 SCHL- 9814 ADOLESCENT SUBSTANCE ABUSE PRG

PROGRAM CATEGORY	NBR	DIRECT						TOTAL DIRECT	SCHOOL INDIRECT	SCHOOL COST	DISTRICT INDIRECT	TOTAL
		SALARIES	BENEFITS	PURCHASED SERVICES	MATERIAL SUPPLIES	OTHER EXPENSES	CAPITAL OUTLAY					
4-8 BASIC	102	819	244	1	6		24	1096	1096	599	1695	
9-12 BASIC	103	4459	1624	7	43		163	6299	6299	3978	10277	
BASIC		5279	1869	8	50		188	7395	7395	4577	11973	
4-8 BASIC W/ESE 112			30				3	34	34	73	107	
9-12 BASIC W/ES 113		2550	651	3	17		65	3287	3287	1594	4882	
ESE		2550	681	3	18		68	3322	3322	1668	4990	
VOCATIONAL, 6-12 300			52		1		5	59	59	128	187	
VOCATIONAL PGM			52		1		5	59	59	128	187	
TOTAL FOR FEFP		7830	2602	12	69		262	10777	10777	6373	17151	

FOOD SERVICE
 TRANSPORTATION

THOSE COSTS REPORTED IN THE COLUMN TITLED -SCHOOL INDIRECT- ARE DERIVED FROM TWO SOURCES: A) EXPENDITURES RECORDED BY SCHOOL AND B) SCHOOL LEVEL EXPENDITURES CENTRALLY RECORDED. FUNCTIONALLY DISTRIBUTED, THESE COSTS ARE AS REPORTED BELOW.

- | | | |
|----------------------------|----------------------------|----------------------------|
| 6100 PUPIL PERSONNEL | 6400 INSTR STAFF TRAINING | 7700 CENTRAL SERVICES |
| 6200 INSTRUCTIONAL MEDIA | 7300 SCHOOL ADMINISTRATION | 7900 OPERATION OF PLANT |
| 6300 INSTR & CURR DEVLPMNT | 7400 FACILITIES ACQ-CONSTR | 8100 MAINTENANCE OF PLANT |
| | | 8200 ADMIN. TECH. SERVICES |
| | | 6500 INSTR. TECH. SERVICES |

FUND- 5
 SCHL- 9817 MILTON GIRLS JUVENILE RESIDENT

PROGRAM CATEGORY	NBR	DIRECT					TOTAL DIRECT	SCHOOL INDIRECT	SCHOOL COST	DISTRICT INDIRECT	TOTAL
		SALARIES	BENEFITS	PURCHASED SERVICES	MATERIAL SUPPLIES	OTHER EXPENSES					
4-8 BASIC	102	1164	532	2	12	46	1757	1757	1118	2875	
9-12 BASIC	103	6197	1360	5	31	117	7712	7712	2855	10567	
BASIC		7361	1893	7	43	163	9469	9469	3973	13443	
4-8 BASIC W/ESE	112	54	637	2	14	55	763	763	1337	2101	
9-12 BASIC W/ES	113	3562	934	3	21	80	4602	4602	1960	6562	
ESE		3616	1571	6	36	135	5365	5365	3297	8663	
VOCATIONAL, 6-12	300	12	146		3	12	175	175	307	482	
VOCATIONAL PGM		12	146		3	12	175	175	307	482	
TOTAL FOR FEFP		10990	3611	14	82	312	15011	15011	7578	22589	

FOOD SERVICE
 TRANSPORTATION

THOSE COSTS REPORTED IN THE COLUMN TITLED -SCHOOL INDIRECT- ARE DERIVED FROM TWO SOURCES: A) EXPENDITURES RECORDED BY SCHOOL AND B) SCHOOL LEVEL EXPENDITURES CENTRALLY RECORDED. FUNCTIONALLY DISTRIBUTED, THESE COSTS ARE AS REPORTED BELOW.

- | | | |
|----------------------------|----------------------------|----------------------------|
| 6100 PUPIL PERSONNEL | 6400 INSTR STAFF TRAINING | 7700 CENTRAL SERVICES |
| 6200 INSTRUCTIONAL MEDIA | 7300 SCHOOL ADMINISTRATION | 7900 OPERATION OF PLANT |
| 6300 INSTR & CURR DEVLPMNT | 7400 FACILITIES ACQ-CONSTR | 8100 MAINTENANCE OF PLANT |
| | | 8200 ADMIN. TECH. SERVICES |
| | | 6500 INSTR. TECH. SERVICES |

FUND- 5
 SCHL- 9818 N. W. FLORIDA BALLET ACADEMIE

PROGRAM CATEGORY	NBR	DIRECT						TOTAL DIRECT	SCHOOL INDIRECT	SCHOOL COST	DISTRICT INDIRECT	TOTAL
		SALARIES	BENEFITS	PURCHASED SERVICES	MATERIAL SUPPLIES	OTHER EXPENSES	CAPITAL OUTLAY					
K-3 BASIC	101	45	626	3	21		80	777	4958	5736	1949	7685
4-8 BASIC	102	7232	1554	9	52		199	9049	12299	21348	4834	26183
BASIC		7278	2181	12	74		279	9826	17258	27085	6783	33868
ESOL	130	1	21				2	26	170	196	66	263
ESOL		1	21				2	26	170	196	66	263
PK-3 BASIC W/ES 111		8	119		4		15	148	949	1098	373	1471
4-8 BASIC W/ESE 112		1	14				1	17	113	131	44	175
ESE		9	134		4		17	166	1062	1229	417	1646
TOTAL FOR FEFP		7289	2337	13	79		299	10019	18490	28510	7268	35779

FOOD SERVICE
 TRANSPORTATION

THOSE COSTS REPORTED IN THE COLUMN TITLED -SCHOOL INDIRECT- ARE DERIVED FROM TWO SOURCES: A) EXPENDITURES RECORDED BY SCHOOL AND B) SCHOOL LEVEL EXPENDITURES CENTRALLY RECORDED. FUNCTIONALLY DISTRIBUTED, THESE COSTS ARE AS REPORTED BELOW.

6100 PUPIL PERSONNEL	6400 INSTR STAFF TRAINING	7700 CENTRAL SERVICES
6200 INSTRUCTIONAL MEDIA	7300 SCHOOL ADMINISTRATION	18039 7900 OPERATION OF PLANT
6300 INSTR & CURR DEVLPMNT	450 7400 FACILITIES ACQ-CONSTR	8100 MAINTENANCE OF PLANT
		8200 ADMIN. TECH. SERVICES
		6500 INSTR. TECH. SERVICES

FUND- 5
 SCHL- 9819 TEACHING ADJUDICATED YOUTH FAC

----- PROGRAM ----- CATEGORY	NBR	----- DIRECT -----						TOTAL DIRECT	SCHOOL INDIRECT	SCHOOL COST	DISTRICT INDIRECT	TOTAL
		SALARIES	BENEFITS	PURCHASED SERVICES	MATERIAL SUPPLIES	OTHER EXPENSES	CAPITAL OUTLAY					
9-12 BASIC	103	1837	428	1	7		29	2304		2304	712	3017
BASIC		1837	428	1	7		29	2304		2304	712	3017
9-12 BASIC W/ES 113		340	274		4		18	639		639	456	1096
ESE		340	274		4		18	639		639	456	1096
TOTAL FOR FEFP		2177	703	2	12		48	2944		2944	1169	4113

FOOD SERVICE
 TRANSPORTATION

THOSE COSTS REPORTED IN THE COLUMN TITLED -SCHOOL INDIRECT- ARE DERIVED FROM TWO SOURCES: A) EXPENDITURES RECORDED BY SCHOOL AND B) SCHOOL LEVEL EXPENDITURES CENTRALLY RECORDED. FUNCTIONALLY DISTRIBUTED, THESE COSTS ARE AS REPORTED BELOW.

6100 PUPIL PERSONNEL	6400 INSTR STAFF TRAINING	7700 CENTRAL SERVICES
6200 INSTRUCTIONAL MEDIA	7300 SCHOOL ADMINISTRATION	7900 OPERATION OF PLANT
6300 INSTR & CURR DEVLPMNT	7400 FACILITIES ACQ-CONSTR	8100 MAINTENANCE OF PLANT
		8200 ADMIN. TECH. SERVICES
		6500 INSTR. TECH. SERVICES

FUND- 5
 SCHL- 9820 OKALOOSA BLENDED SCHOOLS

PROGRAM CATEGORY	NBR	DIRECT						TOTAL DIRECT	SCHOOL INDIRECT	SCHOOL COST	DISTRICT INDIRECT	TOTAL
		SALARIES	BENEFITS	PURCHASED SERVICES	MATERIAL SUPPLIES	OTHER EXPENSES	CAPITAL OUTLAY					
K-3 BASIC	101	94	16	1	9		34	156	6856	7013	840	7853
4-8 BASIC	102	89	15	1	8		32	147	6447	6595	790	7385
BASIC		184	31	3	17		67	303	13304	13608	1631	15239
PK-3 BASIC W/ES 111		8	1				3	13	608	622	74	696
ESE		8	1				3	13	608	622	74	696
TOTAL FOR FEFP		192	32	3	18		70	317	13912	14230	1706	15936

FOOD SERVICE
 TRANSPORTATION

THOSE COSTS REPORTED IN THE COLUMN TITLED -SCHOOL INDIRECT- ARE DERIVED FROM TWO SOURCES: A) EXPENDITURES RECORDED BY SCHOOL AND B) SCHOOL LEVEL EXPENDITURES CENTRALLY RECORDED. FUNCTIONALLY DISTRIBUTED, THESE COSTS ARE AS REPORTED BELOW.

6100 PUPIL PERSONNEL	6400 INSTR STAFF TRAINING	7700 CENTRAL SERVICES
6200 INSTRUCTIONAL MEDIA	7300 SCHOOL ADMINISTRATION	7900 OPERATION OF PLANT
6300 INSTR & CURR DEVLPMNT	7400 FACILITIES ACQ-CONSTR	8100 MAINTENANCE OF PLANT
		8200 ADMIN. TECH. SERVICES
		6500 INSTR. TECH. SERVICES

School District of Okaloosa County



EXHIBIT K-14

Schedule 3, School Program Cost Report **ARRA - Targeted Funds**

For the Fiscal Year Ended June 30, 2010

FUND- 6
 SCHL- 0031 EDWINS ELEMENTARY SCHOOL

----- PROGRAM -----		----- DIRECT -----						TOTAL	SCHOOL	SCHOOL	DISTRICT	TOTAL
CATEGORY	NBR	SALARIES	BENEFITS	PURCHASED SERVICES	MATERIAL SUPPLIES	OTHER EXPENSES	CAPITAL OUTLAY	DIRECT	INDIRECT	COST	INDIRECT	
K-3 BASIC	101			5446	4794	33	1809	12083		12083	29426	41509
4-8 BASIC	102			2033	1790	12	675	4512		4512	10988	15500
BASIC				7480	6584	45	2484	16595		16595	40414	57010
ESOL	130			315	277	1	104	699		699	1704	2404
ESOL				315	277	1	104	699		699	1704	2404
PK-3 BASIC W/ES	111	32669	10290	17649	2198	136	2601	65547	2664	68211	11243	79454
4-8 BASIC W/ESE	112	11512	4950	8491	1057	65	1251	27329	1281	28611	5409	34020
ESE LEVEL 4	254	12593	1804	3094	385	23	456	18356	467	18824	1971	20795
ESE		56775	17045	29234	3641	226	4309	111234	4412	115647	18623	134270
TOTAL FOR FEFP		56775	17045	37031	10504	273	6899	128529	4412	132942	60742	193685

FOOD SERVICE
 TRANSPORTATION

THOSE COSTS REPORTED IN THE COLUMN TITLED -SCHOOL INDIRECT- ARE DERIVED FROM TWO SOURCES: A) EXPENDITURES RECORDED BY SCHOOL AND B) SCHOOL LEVEL EXPENDITURES CENTRALLY RECORDED. FUNCTIONALLY DISTRIBUTED, THESE COSTS ARE AS REPORTED BELOW.

6100 PUPIL PERSONNEL	4412	6400 INSTR STAFF TRAINING	7700 CENTRAL SERVICES
6200 INSTRUCTIONAL MEDIA		7300 SCHOOL ADMINISTRATION	7900 OPERATION OF PLANT
6300 INSTR & CURR DEVLPMNT		7400 FACILITIES ACQ-CONSTR	8100 MAINTENANCE OF PLANT
			8200 ADMIN. TECH. SERVICES
			6500 INSTR. TECH. SERVICES

FUND- 6
 SCHL- 0041 BAKER SCHOOL

PROGRAM CATEGORY	NBR	DIRECT						TOTAL DIRECT	SCHOOL INDIRECT	SCHOOL COST	DISTRICT INDIRECT	TOTAL
		SALARIES	BENEFITS	PURCHASED SERVICES	MATERIAL SUPPLIES	OTHER EXPENSES	CAPITAL OUTLAY					
K-3 BASIC	101				4754	32	6600	11387	3065	14453	29178	43631
4-8 BASIC	102				6924	47	9614	16586	4464	21051	42500	63551
9-12 BASIC	103				77	35		113		113	945	1059
BASIC					11756	116	16215	28087	7530	35617	72624	108242
ESOL	130				29		40	70	19	89	181	270
ESOL					29		40	70	19	89	181	270
PK-3 BASIC W/ES	111	35301	8201	3701	2219	137	4190	53752	997	54749	11349	66099
4-8 BASIC W/ESE	112	24244	8271	3732	2238	139	4225	42851	1005	43856	11445	55302
9-12 BASIC W/ES	113	25139	8031	3624	681	135	2000	39613		39613	2099	41713
ESE LEVEL 4	254	11939	539	243	145	9	275	13152	65	13218	745	13964
ESE LEVEL 5	255	3038	1091	492	295	18	557	5494	132	5627	1510	7137
ESE		99663	26135	11795	5580	439	11249	154864	2200	157065	27151	184216
TOTAL FOR FEFP		99663	26135	11795	17366	555	27505	183022	9749	192772	99957	292729
FOOD SERVICE												
TRANSPORTATION												

THOSE COSTS REPORTED IN THE COLUMN TITLED -SCHOOL INDIRECT- ARE DERIVED FROM TWO SOURCES: A) EXPENDITURES RECORDED BY SCHOOL AND B) SCHOOL LEVEL EXPENDITURES CENTRALLY RECORDED. FUNCTIONALLY DISTRIBUTED, THESE COSTS ARE AS REPORTED BELOW.

6100 PUPIL PERSONNEL	6400 INSTR STAFF TRAINING	9749 7700 CENTRAL SERVICES
6200 INSTRUCTIONAL MEDIA	7300 SCHOOL ADMINISTRATION	7900 OPERATION OF PLANT
6300 INSTR & CURR DEVLPMNT	7400 FACILITIES ACQ-CONSTR	8100 MAINTENANCE OF PLANT
		8200 ADMIN. TECH. SERVICES
		6500 INSTR. TECH. SERVICES

FUND- 6
 SCHL- 0051 BOB SIKES ELEMENTARY SCHOOL

PROGRAM CATEGORY	NBR	DIRECT						TOTAL DIRECT	SCHOOL INDIRECT	SCHOOL COST	DISTRICT INDIRECT	TOTAL
		SALARIES	BENEFITS	PURCHASED SERVICES	MATERIAL SUPPLIES	OTHER EXPENSES	CAPITAL OUTLAY					
K-3 BASIC	101				103	47		150		150	1259	1410
4-8 BASIC	102				40	18		59		59	495	554
BASIC					144	65		209		209	1755	1965
ESOL	130							1		1	10	11
ESOL								1		1	10	11
PK-3 BASIC W/ES	111	47526	12401	18390	959	190	2815	82282		82282	2954	85236
4-8 BASIC W/ESE	112	15801	6653	9866	514	101	1510	34448		34448	1584	36033
ESE LEVEL 4	254	5518	796	1180	61	12	180	7750		7750	189	7940
ESE		68846	19850	29437	1535	304	4506	124481		124481	4728	129210
TOTAL FOR FEFP		68846	19850	29437	1680	370	4506	124692		124692	6494	131186

FOOD SERVICE
 TRANSPORTATION

THOSE COSTS REPORTED IN THE COLUMN TITLED -SCHOOL INDIRECT- ARE DERIVED FROM TWO SOURCES: A) EXPENDITURES RECORDED BY SCHOOL AND B) SCHOOL LEVEL EXPENDITURES CENTRALLY RECORDED. FUNCTIONALLY DISTRIBUTED, THESE COSTS ARE AS REPORTED BELOW.

- | | | |
|----------------------------|----------------------------|----------------------------|
| 6100 PUPIL PERSONNEL | 6400 INSTR STAFF TRAINING | 7700 CENTRAL SERVICES |
| 6200 INSTRUCTIONAL MEDIA | 7300 SCHOOL ADMINISTRATION | 7900 OPERATION OF PLANT |
| 6300 INSTR & CURR DEVLPMNT | 7400 FACILITIES ACQ-CONSTR | 8100 MAINTENANCE OF PLANT |
| | | 8200 ADMIN. TECH. SERVICES |
| | | 6500 INSTR. TECH. SERVICES |

FUND- 6
 SCHL- 0082 MEIGS MIDDLE SCHOOL

PROGRAM CATEGORY	NBR	----- DIRECT -----						TOTAL DIRECT	SCHOOL INDIRECT	SCHOOL COST	DISTRICT INDIRECT	TOTAL
		SALARIES	BENEFITS	PURCHASED SERVICES	MATERIAL SUPPLIES	OTHER EXPENSES	CAPITAL OUTLAY					
4-8 BASIC	102				110	50		160		160	1344	1505
BASIC					110	50		160		160	1344	1505
ESOL	130							1		1	9	11
ESOL								1		1	9	11
4-8 BASIC W/ESE	112	12468	3172	6393	898	178	2637	25749		25749	2767	28517
ESE LEVEL 4	254	3474	201	405	57	11	167	4317		4317	175	4492
ESE		15943	3374	6799	955	189	2804	30066		30066	2943	33009
TOTAL FOR FEFP		15943	3374	6799	1067	240	2804	30228		30228	4297	34526

FOOD SERVICE
 TRANSPORTATION

THOSE COSTS REPORTED IN THE COLUMN TITLED -SCHOOL INDIRECT- ARE DERIVED FROM TWO SOURCES: A) EXPENDITURES RECORDED BY SCHOOL AND B) SCHOOL LEVEL EXPENDITURES CENTRALLY RECORDED. FUNCTIONALLY DISTRIBUTED, THESE COSTS ARE AS REPORTED BELOW.

- | | | |
|----------------------------|----------------------------|----------------------------|
| 6100 PUPIL PERSONNEL | 6400 INSTR STAFF TRAINING | 7700 CENTRAL SERVICES |
| 6200 INSTRUCTIONAL MEDIA | 7300 SCHOOL ADMINISTRATION | 7900 OPERATION OF PLANT |
| 6300 INSTR & CURR DEVLPMNT | 7400 FACILITIES ACQ-CONSTR | 8100 MAINTENANCE OF PLANT |
| | | 8200 ADMIN. TECH. SERVICES |
| | | 6500 INSTR. TECH. SERVICES |

FUND- 6
 SCHL- 0092 SHOAL RIVER MIDDLE SCHOOL

PROGRAM CATEGORY	NBR	DIRECT						TOTAL DIRECT	SCHOOL INDIRECT	SCHOOL COST	DISTRICT INDIRECT	TOTAL
		SALARIES	BENEFITS	PURCHASED SERVICES	MATERIAL SUPPLIES	OTHER EXPENSES	CAPITAL OUTLAY					
4-8 BASIC	102				154	70	224		224	1881	2106	
BASIC					154	70	224		224	1881	2106	
ESOL	130									5	5	
ESOL										5	5	
4-8 BASIC W/ESE	112	10099	2537	5264	1624	321	4766	24615	24615	5002	29617	
ESE LEVEL 4	254	1	10	21	6	1	19	61	61	20	81	
ESE LEVEL 5	255	2107	83	172	53	10	156	2583	2583	164	2747	
ESE		12208	2630	5459	1684	333	4942	27260	27260	5187	32447	
TOTAL FOR FEFP		12208	2630	5459	1839	404	4942	27485	27485	7073	34559	

FOOD SERVICE
 TRANSPORTATION

THOSE COSTS REPORTED IN THE COLUMN TITLED -SCHOOL INDIRECT- ARE DERIVED FROM TWO SOURCES: A) EXPENDITURES RECORDED BY SCHOOL AND B) SCHOOL LEVEL EXPENDITURES CENTRALLY RECORDED. FUNCTIONALLY DISTRIBUTED, THESE COSTS ARE AS REPORTED BELOW.

- | | | |
|----------------------------|----------------------------|----------------------------|
| 6100 PUPIL PERSONNEL | 6400 INSTR STAFF TRAINING | 7700 CENTRAL SERVICES |
| 6200 INSTRUCTIONAL MEDIA | 7300 SCHOOL ADMINISTRATION | 7900 OPERATION OF PLANT |
| 6300 INSTR & CURR DEVLPMNT | 7400 FACILITIES ACQ-CONSTR | 8100 MAINTENANCE OF PLANT |
| | | 8200 ADMIN. TECH. SERVICES |
| | | 6500 INSTR. TECH. SERVICES |

FUND- 6
 SCHL- 0121 RUCKEL MIDDLE SCHOOL

----- PROGRAM -----		----- DIRECT -----							SCHOOL	SCHOOL	DISTRICT	TOTAL
CATEGORY	NBR	SALARIES	BENEFITS	PURCHASED SERVICES	MATERIAL SUPPLIES	OTHER EXPENSES	CAPITAL OUTLAY	TOTAL DIRECT	INDIRECT	COST	INDIRECT	TOTAL
4-8 BASIC	102				156	71		227		227	1906	2134
BASIC					156	71		227		227	1906	2134
ESOL	130										6	7
ESOL											6	7
4-8 BASIC W/ESE	112	7417	1710	5537	1339	265	3929	20198		20198	4123	24321
ESE LEVEL 4	254	1690	51	165	40	7	117	2074		2074	123	2197
ESE LEVEL 5	255	847	45	146	35	7	103	1185		1185	109	1294
ESE		9955	1806	5849	1414	280	4150	23458		23458	4355	27813
TOTAL FOR FEFP		9955	1806	5849	1571	351	4150	23686		23686	6268	29955

FOOD SERVICE
 TRANSPORTATION

THOSE COSTS REPORTED IN THE COLUMN TITLED -SCHOOL INDIRECT- ARE DERIVED FROM TWO SOURCES: A) EXPENDITURES RECORDED BY SCHOOL AND B) SCHOOL LEVEL EXPENDITURES CENTRALLY RECORDED. FUNCTIONALLY DISTRIBUTED, THESE COSTS ARE AS REPORTED BELOW.

- | | | |
|----------------------------|----------------------------|----------------------------|
| 6100 PUPIL PERSONNEL | 6400 INSTR STAFF TRAINING | 7700 CENTRAL SERVICES |
| 6200 INSTRUCTIONAL MEDIA | 7300 SCHOOL ADMINISTRATION | 7900 OPERATION OF PLANT |
| 6300 INSTR & CURR DEVLPMNT | 7400 FACILITIES ACQ-CONSTR | 8100 MAINTENANCE OF PLANT |
| | | 8200 ADMIN. TECH. SERVICES |
| | | 6500 INSTR. TECH. SERVICES |

FUND- 6
 SCHL- 0131 DESTIN ELEMENTARY

----- PROGRAM -----		----- DIRECT -----						SCHOOL	SCHOOL	DISTRICT		
CATEGORY	NBR	SALARIES	BENEFITS	PURCHASED SERVICES	MATERIAL SUPPLIES	OTHER EXPENSES	CAPITAL OUTLAY	TOTAL DIRECT	INDIRECT	COST	INDIRECT	TOTAL
K-3 BASIC	101				123	56		180		180	1509	1689
4-8 BASIC	102				53	24		77		77	651	729
BASIC					177	80		258		258	2160	2419
ESOL	130				10	4		15		15	129	144
ESOL					10	4		15		15	129	144
PK-3 BASIC W/ES	111	29983	5828	26813	808	160	2371	65966		65966	2489	68455
4-8 BASIC W/ESE	112	13542	3201	14729	444	87	1302	33309		33309	1367	34676
ESE LEVEL 4	254	2045	297	1369	41	8	121	3883		3883	127	4010
ESE		45571	9328	42912	1293	256	3795	103158		103158	3983	107142
TOTAL FOR FEFP		45571	9328	42912	1481	342	3795	103432		103432	6273	109705

FOOD SERVICE
 TRANSPORTATION

THOSE COSTS REPORTED IN THE COLUMN TITLED -SCHOOL INDIRECT- ARE DERIVED FROM TWO SOURCES: A) EXPENDITURES RECORDED BY SCHOOL AND B) SCHOOL LEVEL EXPENDITURES CENTRALLY RECORDED. FUNCTIONALLY DISTRIBUTED, THESE COSTS ARE AS REPORTED BELOW.

- | | | |
|----------------------------|----------------------------|----------------------------|
| 6100 PUPIL PERSONNEL | 6400 INSTR STAFF TRAINING | 7700 CENTRAL SERVICES |
| 6200 INSTRUCTIONAL MEDIA | 7300 SCHOOL ADMINISTRATION | 7900 OPERATION OF PLANT |
| 6300 INSTR & CURR DEVLPMNT | 7400 FACILITIES ACQ-CONSTR | 8100 MAINTENANCE OF PLANT |
| | | 8200 ADMIN. TECH. SERVICES |
| | | 6500 INSTR. TECH. SERVICES |

FUND- 6
 SCHL- 0151 EDGE ELEMENTARY

PROGRAM CATEGORY	NBR	DIRECT						TOTAL DIRECT	SCHOOL INDIRECT	SCHOOL COST	DISTRICT INDIRECT	TOTAL
		SALARIES	BENEFITS	PURCHASED SERVICES	MATERIAL SUPPLIES	OTHER EXPENSES	CAPITAL OUTLAY					
K-3 BASIC	101				70	32		102		102	855	958
4-8 BASIC	102				36	16		53		53	448	502
BASIC					107	48		156		156	1304	1460
ESOL	130							1		1	9	10
ESOL								1		1	9	10
PK-3 BASIC W/ES	111	21253	5982	7660	601	119	1763	37379		37379	1851	39231
4-8 BASIC W/ESE	112	9742	4824	6178	484	96	1422	22748		22748	1492	24241
ESE LEVEL 5	255	8	73	94	7	1	21	207		207	22	230
ESE		31004	10880	13933	1093	216	3208	60336		60336	3366	63703
TOTAL FOR FEFP		31004	10880	13933	1201	265	3208	60493		60493	4680	65174

FOOD SERVICE
 TRANSPORTATION

THOSE COSTS REPORTED IN THE COLUMN TITLED -SCHOOL INDIRECT- ARE DERIVED FROM TWO SOURCES: A) EXPENDITURES RECORDED BY SCHOOL AND B) SCHOOL LEVEL EXPENDITURES CENTRALLY RECORDED. FUNCTIONALLY DISTRIBUTED, THESE COSTS ARE AS REPORTED BELOW.

6100 PUPIL PERSONNEL	6400 INSTR STAFF TRAINING	7700 CENTRAL SERVICES
6200 INSTRUCTIONAL MEDIA	7300 SCHOOL ADMINISTRATION	7900 OPERATION OF PLANT
6300 INSTR & CURR DEVLPMNT	7400 FACILITIES ACQ-CONSTR	8100 MAINTENANCE OF PLANT
		8200 ADMIN. TECH. SERVICES
		6500 INSTR. TECH. SERVICES

FUND- 6
 SCHL- 0161 EGLIN ELEMENTARY

PROGRAM CATEGORY	NBR	DIRECT						TOTAL DIRECT	SCHOOL INDIRECT	SCHOOL COST	DISTRICT INDIRECT	TOTAL
		SALARIES	BENEFITS	PURCHASED SERVICES	MATERIAL SUPPLIES	OTHER EXPENSES	CAPITAL OUTLAY					
K-3 BASIC	101				76	34		110		110	927	1038
4-8 BASIC	102				17	7		25		25	213	238
BASIC					93	42		136		136	1140	1277
ESOL	130				1			2		2	23	26
ESOL					1			2		2	23	26
PK-3 BASIC W/ES	111	26312	4646	9985	602	119	1768	43436		43436	1856	45292
4-8 BASIC W/ESE	112	400	109	235	14	2	41	803		803	43	847
ESE LEVEL 4	254	824	109	235	14	2	41	1227		1227	43	1271
ESE		27538	4865	10456	631	125	1852	45468		45468	1943	47411
TOTAL FOR FEFP		27538	4865	10456	726	168	1852	45607		45607	3108	48715

FOOD SERVICE
 TRANSPORTATION

THOSE COSTS REPORTED IN THE COLUMN TITLED -SCHOOL INDIRECT- ARE DERIVED FROM TWO SOURCES: A) EXPENDITURES RECORDED BY SCHOOL AND B) SCHOOL LEVEL EXPENDITURES CENTRALLY RECORDED. FUNCTIONALLY DISTRIBUTED, THESE COSTS ARE AS REPORTED BELOW.

6100 PUPIL PERSONNEL	6400 INSTR STAFF TRAINING	7700 CENTRAL SERVICES
6200 INSTRUCTIONAL MEDIA	7300 SCHOOL ADMINISTRATION	7900 OPERATION OF PLANT
6300 INSTR & CURR DEVLPMNT	7400 FACILITIES ACQ-CONSTR	8100 MAINTENANCE OF PLANT
		8200 ADMIN. TECH. SERVICES
		6500 INSTR. TECH. SERVICES

FUND- 6
 SCHL- 0201 LAUREL HILL SCHOOL

----- PROGRAM -----		----- DIRECT -----										
CATEGORY	NBR	SALARIES	BENEFITS	PURCHASED SERVICES	MATERIAL SUPPLIES	OTHER EXPENSES	CAPITAL OUTLAY	TOTAL DIRECT	SCHOOL INDIRECT	SCHOOL COST	DISTRICT INDIRECT	TOTAL
K-3 BASIC	101			5074	7926	13	5354	18369	1782	20152	12403	32556
4-8 BASIC	102			7682	12001	21	8107	27813	2699	30512	18779	49291
9-12 BASIC	103				37	17		54		54	454	508
BASIC				12756	19966	52	13462	46237	4482	50719	31636	82356
ESOL	130			49	77		52	180	17	198	121	320
ESOL				49	77		52	180	17	198	121	320
PK-3 BASIC W/ES	111	10131	1175	3666	2412	49	2198	19633	488	20122	4063	24185
4-8 BASIC W/ESE	112	4345	1123	3503	2304	47	2100	13424	466	13891	3881	17773
9-12 BASIC W/ES	113	79	779	1508	165	32	484	3049		3049	508	3557
ESE		14556	3078	8678	4882	129	4783	36107	955	37062	8453	45516
VOCATIONAL, 6-12	300				9	4		13		13	112	125
VOCATIONAL PGM					9	4		13		13	112	125
TOTAL FOR FEFP		14556	3078	21485	24935	185	18297	82539	5454	87994	40324	128318

FOOD SERVICE
 TRANSPORTATION

THOSE COSTS REPORTED IN THE COLUMN TITLED -SCHOOL INDIRECT- ARE DERIVED FROM TWO SOURCES: A) EXPENDITURES RECORDED BY SCHOOL AND B) SCHOOL LEVEL EXPENDITURES CENTRALLY RECORDED. FUNCTIONALLY DISTRIBUTED, THESE COSTS ARE AS REPORTED BELOW.

6100 PUPIL PERSONNEL	6400 INSTR STAFF TRAINING	5454	7700 CENTRAL SERVICES
6200 INSTRUCTIONAL MEDIA	7300 SCHOOL ADMINISTRATION		7900 OPERATION OF PLANT
6300 INSTR & CURR DEVLPMNT	7400 FACILITIES ACQ-CONSTR		8100 MAINTENANCE OF PLANT
			8200 ADMIN. TECH. SERVICES
			6500 INSTR. TECH. SERVICES

FUND- 6
 SCHL- 0211 NICEVILLE SENIOR HIGH SCHOOL

PROGRAM CATEGORY	NBR	DIRECT						TOTAL DIRECT	SCHOOL INDIRECT	SCHOOL COST	DISTRICT INDIRECT	TOTAL
		SALARIES	BENEFITS	PURCHASED SERVICES	MATERIAL SUPPLIES	OTHER EXPENSES	CAPITAL OUTLAY					
9-12 BASIC	103				333	151	485		485	4057	4542	
BASIC					333	151	485		485	4057	4542	
ESOL	130				1		1		1	13	14	
ESOL					1		1		1	13	14	
9-12 BASIC W/ES	113	11937	4219	2703	2867	568	8413	30708	29541	60249	69078	
ESE LEVEL 4	254	2059	125	80	85	16	250	2617	878	3495	3758	
ESE LEVEL 5	255	8	46	29	31	6	93	216	326	542	640	
ESE		14005	4391	2813	2984	591	8756	33542	30745	64288	73477	
VOCATIONAL, 6-12	300				40	18		58		58	545	
VOCATIONAL PGM					40	18		58		58	545	
TOTAL FOR FEFP		14005	4391	2813	3358	761	8756	34087	30745	64833	78580	
FOOD SERVICE												
TRANSPORTATION												

THOSE COSTS REPORTED IN THE COLUMN TITLED -SCHOOL INDIRECT- ARE DERIVED FROM TWO SOURCES: A) EXPENDITURES RECORDED BY SCHOOL AND B) SCHOOL LEVEL EXPENDITURES CENTRALLY RECORDED. FUNCTIONALLY DISTRIBUTED, THESE COSTS ARE AS REPORTED BELOW.

6100 PUPIL PERSONNEL	6400 INSTR STAFF TRAINING	7700 CENTRAL SERVICES
6200 INSTRUCTIONAL MEDIA	7300 SCHOOL ADMINISTRATION	7900 OPERATION OF PLANT
6300 INSTR & CURR DEVLPMNT	30745 7400 FACILITIES ACQ-CONSTR	8100 MAINTENANCE OF PLANT
		8200 ADMIN. TECH. SERVICES
		6500 INSTR. TECH. SERVICES

FUND- 6
 SCHL- 0222 NORTHWOOD ELEMENTARY

PROGRAM CATEGORY	NBR	DIRECT						TOTAL DIRECT	SCHOOL INDIRECT	SCHOOL COST	DISTRICT INDIRECT	TOTAL
		SALARIES	BENEFITS	PURCHASED SERVICES	MATERIAL SUPPLIES	OTHER EXPENSES	CAPITAL OUTLAY					
K-3 BASIC	101				114	52		166		166	1392	1558
4-8 BASIC	102				48	22		71		71	594	666
BASIC					163	74		237		237	1987	2224
ESOL	130				1			2		2	18	20
ESOL					1			2		2	18	20
PK-3 BASIC W/ES	111	33668	5569	3273	497	98	1460	44567		44567	1532	46100
4-8 BASIC W/ESE	112	13428	3399	1997	303	60	891	20080		20080	935	21015
ESE		47096	8969	5271	801	158	2351	64648		64648	2467	67115
TOTAL FOR FEFP		47096	8969	5271	966	233	2351	64888		64888	4472	69361

FOOD SERVICE
 TRANSPORTATION

THOSE COSTS REPORTED IN THE COLUMN TITLED -SCHOOL INDIRECT- ARE DERIVED FROM TWO SOURCES: A) EXPENDITURES RECORDED BY SCHOOL AND B) SCHOOL LEVEL EXPENDITURES CENTRALLY RECORDED. FUNCTIONALLY DISTRIBUTED, THESE COSTS ARE AS REPORTED BELOW.

- | | | |
|----------------------------|----------------------------|----------------------------|
| 6100 PUPIL PERSONNEL | 6400 INSTR STAFF TRAINING | 7700 CENTRAL SERVICES |
| 6200 INSTRUCTIONAL MEDIA | 7300 SCHOOL ADMINISTRATION | 7900 OPERATION OF PLANT |
| 6300 INSTR & CURR DEVLPMNT | 7400 FACILITIES ACQ-CONSTR | 8100 MAINTENANCE OF PLANT |
| | | 8200 ADMIN. TECH. SERVICES |
| | | 6500 INSTR. TECH. SERVICES |

FUND- 6
 SCHL- 0241 SILVER SANDS SCHOOL

PROGRAM CATEGORY	NBR	DIRECT						TOTAL DIRECT	SCHOOL INDIRECT	SCHOOL COST	DISTRICT INDIRECT	TOTAL
		SALARIES	BENEFITS	PURCHASED SERVICES	MATERIAL SUPPLIES	OTHER EXPENSES	CAPITAL OUTLAY					
K-3 BASIC	101	282	6	14			2	306	306	2	309	
BASIC		282	6	14			2	306	306	2	309	
4-8 BASIC W/ESE	112	302	87	191	11	2	34	630	630	36	667	
9-12 BASIC W/ES	113	304	135	296	18	3	54	812	812	56	869	
ESE LEVEL 4	254	45674	12799	27997	1737	344	5097	93650	93650	5349	99000	
ESE LEVEL 5	255	57340	10358	22658	1406	278	4125	96168	96168	4329	100497	
ESE		103622	23381	51143	3173	628	9312	191262	191262	9772	201034	
TOTAL FOR FEFP		103904	23388	51157	3174	629	9314	191569	191569	9775	201344	

FOOD SERVICE
 TRANSPORTATION

THOSE COSTS REPORTED IN THE COLUMN TITLED -SCHOOL INDIRECT- ARE DERIVED FROM TWO SOURCES: A) EXPENDITURES RECORDED BY SCHOOL AND B) SCHOOL LEVEL EXPENDITURES CENTRALLY RECORDED. FUNCTIONALLY DISTRIBUTED, THESE COSTS ARE AS REPORTED BELOW.

- | | | |
|----------------------------|----------------------------|----------------------------|
| 6100 PUPIL PERSONNEL | 6400 INSTR STAFF TRAINING | 7700 CENTRAL SERVICES |
| 6200 INSTRUCTIONAL MEDIA | 7300 SCHOOL ADMINISTRATION | 7900 OPERATION OF PLANT |
| 6300 INSTR & CURR DEVLPMNT | 7400 FACILITIES ACQ-CONSTR | 8100 MAINTENANCE OF PLANT |
| | | 8200 ADMIN. TECH. SERVICES |
| | | 6500 INSTR. TECH. SERVICES |

FUND- 6
 SCHL- 0251 RIVERSIDE ELEMENTARY

----- PROGRAM -----		----- DIRECT -----							SCHOOL	SCHOOL	DISTRICT	TOTAL
CATEGORY	NBR	SALARIES	BENEFITS	PURCHASED SERVICES	MATERIAL SUPPLIES	OTHER EXPENSES	CAPITAL OUTLAY	TOTAL DIRECT	INDIRECT	COST	INDIRECT	TOTAL
K-3 BASIC	101				89	40		130		130	1091	1222
4-8 BASIC	102				42	19		62		62	522	584
BASIC					132	60		193		193	1614	1807
ESOL	130				5	2		7		7	65	73
ESOL					5	2		7		7	65	73
PK-3 BASIC W/ES	111	26927	8652	12374	729	144	2141	50970		50970	2247	53217
4-8 BASIC W/ESE	112	9927	4259	6091	359	71	1054	21763		21763	1106	22870
ESE LEVEL 4	254	6556	1497	2141	126	25	370	10717		10717	388	11106
ESE LEVEL 5	255	182	104	149	8	1	25	472		472	27	500
ESE		43593	14513	20757	1224	242	3592	83924		83924	3769	87693
TOTAL FOR FEFP		43593	14513	20757	1362	305	3592	84125		84125	5449	89574

FOOD SERVICE
 TRANSPORTATION

THOSE COSTS REPORTED IN THE COLUMN TITLED -SCHOOL INDIRECT- ARE DERIVED FROM TWO SOURCES: A) EXPENDITURES RECORDED BY SCHOOL AND B) SCHOOL LEVEL EXPENDITURES CENTRALLY RECORDED. FUNCTIONALLY DISTRIBUTED, THESE COSTS ARE AS REPORTED BELOW.

- | | | |
|----------------------------|----------------------------|----------------------------|
| 6100 PUPIL PERSONNEL | 6400 INSTR STAFF TRAINING | 7700 CENTRAL SERVICES |
| 6200 INSTRUCTIONAL MEDIA | 7300 SCHOOL ADMINISTRATION | 7900 OPERATION OF PLANT |
| 6300 INSTR & CURR DEVLPMNT | 7400 FACILITIES ACQ-CONSTR | 8100 MAINTENANCE OF PLANT |
| | | 8200 ADMIN. TECH. SERVICES |
| | | 6500 INSTR. TECH. SERVICES |

FUND- 6
 SCHL- 0261 VALPARAISO ELEMENTARY

----- PROGRAM -----		----- DIRECT -----							SCHOOL	SCHOOL	DISTRICT	
CATEGORY	NBR	SALARIES	BENEFITS	PURCHASED SERVICES	MATERIAL SUPPLIES	OTHER EXPENSES	CAPITAL OUTLAY	TOTAL DIRECT	INDIRECT	COST	INDIRECT	TOTAL
K-3 BASIC	101				56	25		82		82	692	775
4-8 BASIC	102				17	8		26		26	218	244
BASIC					74	34		108		108	910	1019
ESOL	130										3	3
ESOL											3	3
PK-3 BASIC W/ES	111	60934	14634	7840	848	168	2489	86916		86916	2612	89528
4-8 BASIC W/ESE	112	20247	9010	4827	522	103	1532	36244		36244	1608	37852
ESE LEVEL 4	254	20858	6104	3270	353	70	1038	31696		31696	1089	32785
ESE LEVEL 5	255	13653	1325	709	76	15	225	16005		16005	236	16242
ESE		115692	31075	16648	1801	357	5286	170861		170861	5547	176409
TOTAL FOR FEFP		115692	31075	16648	1876	391	5286	170971		170971	6461	177432

FOOD SERVICE
 TRANSPORTATION

THOSE COSTS REPORTED IN THE COLUMN TITLED -SCHOOL INDIRECT- ARE DERIVED FROM TWO SOURCES: A) EXPENDITURES RECORDED BY SCHOOL AND B) SCHOOL LEVEL EXPENDITURES CENTRALLY RECORDED. FUNCTIONALLY DISTRIBUTED, THESE COSTS ARE AS REPORTED BELOW.

6100 PUPIL PERSONNEL	6400 INSTR STAFF TRAINING	7700 CENTRAL SERVICES
6200 INSTRUCTIONAL MEDIA	7300 SCHOOL ADMINISTRATION	7900 OPERATION OF PLANT
6300 INSTR & CURR DEVLPMNT	7400 FACILITIES ACQ-CONSTR	8100 MAINTENANCE OF PLANT
		8200 ADMIN. TECH. SERVICES
		6500 INSTR. TECH. SERVICES

FUND- 6
 SCHL- 0271 PRYOR MIDDLE SCHOOL

PROGRAM CATEGORY	NBR	DIRECT						TOTAL DIRECT	SCHOOL INDIRECT	SCHOOL COST	DISTRICT INDIRECT	TOTAL
		SALARIES	BENEFITS	PURCHASED SERVICES	MATERIAL SUPPLIES	OTHER EXPENSES	CAPITAL OUTLAY					
4-8 BASIC	102	83004	27818		23550	8808	3954	147136	4863	152000	41874	193874
BASIC		83004	27818		23550	8808	3954	147136	4863	152000	41874	193874
ESOL	130	1193	975		826	309	138	3442	170	3613	1468	5082
ESOL		1193	975		826	309	138	3442	170	3613	1468	5082
4-8 BASIC W/ESE	112	56781	16836	7567	12420	4388	6073	104067	2278	106345	23451	129797
ESE LEVEL 4	254	485	154	69	113	40	55	918	20	939	214	1153
ESE LEVEL 5	255	3847	499	224	368	130	180	5250	67	5318	695	6014
ESE		61114	17490	7860	12902	4559	6309	110237	2366	112603	24362	136965
TOTAL FOR FEFP		145311	46284	7860	37278	13676	10402	260816	7400	268217	67705	335923

FOOD SERVICE
 TRANSPORTATION

THOSE COSTS REPORTED IN THE COLUMN TITLED -SCHOOL INDIRECT- ARE DERIVED FROM TWO SOURCES: A) EXPENDITURES RECORDED BY SCHOOL AND B) SCHOOL LEVEL EXPENDITURES CENTRALLY RECORDED. FUNCTIONALLY DISTRIBUTED, THESE COSTS ARE AS REPORTED BELOW.

6100 PUPIL PERSONNEL	4755	6400 INSTR STAFF TRAINING	2644	7700 CENTRAL SERVICES
6200 INSTRUCTIONAL MEDIA		7300 SCHOOL ADMINISTRATION		7900 OPERATION OF PLANT
6300 INSTR & CURR DEVLPMNT		7400 FACILITIES ACQ-CONSTR		8100 MAINTENANCE OF PLANT
				8200 ADMIN. TECH. SERVICES
				6500 INSTR. TECH. SERVICES

FUND- 6
 SCHL- 0281 WRIGHT ELEMENTARY

----- PROGRAM -----		----- DIRECT -----							SCHOOL	SCHOOL	DISTRICT	
CATEGORY	NBR	SALARIES	BENEFITS	PURCHASED SERVICES	MATERIAL SUPPLIES	OTHER EXPENSES	CAPITAL OUTLAY	TOTAL DIRECT	INDIRECT	COST	INDIRECT	TOTAL
K-3 BASIC	101				5844	40	8780	14665		14665	35634	50300
4-8 BASIC	102				2496	17	3750	6263		6263	15219	21482
BASIC					8340	57	12531	20929		20929	50853	71782
ESOL	130				781	5	1174	1961		1961	4765	6727
ESOL					781	5	1174	1961		1961	4765	6727
PK-3 BASIC W/ES	111	17990	6254	6914	3103	192	6098	40553	2537	43090	15796	58887
4-8 BASIC W/ESE	112	20280	3528	3901	1750	108	3440	33009	1431	34441	8911	43352
ESE LEVEL 4	254	703	1093	1209	542	33	1066	4649	443	5093	2762	7856
ESE		38974	10876	12025	5396	333	10605	78212	4412	82625	27471	110096
TOTAL FOR FEFP		38974	10876	12025	14518	396	24311	101103	4412	105516	83090	188606

FOOD SERVICE
 TRANSPORTATION

THOSE COSTS REPORTED IN THE COLUMN TITLED -SCHOOL INDIRECT- ARE DERIVED FROM TWO SOURCES: A) EXPENDITURES RECORDED BY SCHOOL AND B) SCHOOL LEVEL EXPENDITURES CENTRALLY RECORDED. FUNCTIONALLY DISTRIBUTED, THESE COSTS ARE AS REPORTED BELOW.

6100 PUPIL PERSONNEL	4412	6400 INSTR STAFF TRAINING	7700 CENTRAL SERVICES
6200 INSTRUCTIONAL MEDIA		7300 SCHOOL ADMINISTRATION	7900 OPERATION OF PLANT
6300 INSTR & CURR DEVLPMNT		7400 FACILITIES ACQ-CONSTR	8100 MAINTENANCE OF PLANT
			8200 ADMIN. TECH. SERVICES
			6500 INSTR. TECH. SERVICES

FUND- 6
 SCHL- 0431 SHALIMAR ELEMENTARY

PROGRAM CATEGORY	NBR	DIRECT						TOTAL DIRECT	SCHOOL INDIRECT	SCHOOL COST	DISTRICT INDIRECT	TOTAL
		SALARIES	BENEFITS	PURCHASED SERVICES	MATERIAL SUPPLIES	OTHER EXPENSES	CAPITAL OUTLAY					
K-3 BASIC	101				88	40		128		128	1073	1201
4-8 BASIC	102				30	13		44		44	370	414
BASIC					118	54		172		172	1444	1616
ESOL	130				3	1		4		4	40	45
ESOL					3	1		4		4	40	45
PK-3 BASIC W/ES	111	38579	12758	16840	981	194	2878	72232		72232	3020	75253
4-8 BASIC W/ESE	112	13076	4797	6332	368	73	1082	25731		25731	1135	26867
ESE LEVEL 4	254	7119	563	743	43	8	127	8605		8605	133	8738
ESE		58775	18119	23916	1393	276	4088	106569		106569	4290	110859
TOTAL FOR FEFP		58775	18119	23916	1515	331	4088	106746		106746	5775	112521

FOOD SERVICE
 TRANSPORTATION

THOSE COSTS REPORTED IN THE COLUMN TITLED -SCHOOL INDIRECT- ARE DERIVED FROM TWO SOURCES: A) EXPENDITURES RECORDED BY SCHOOL AND B) SCHOOL LEVEL EXPENDITURES CENTRALLY RECORDED. FUNCTIONALLY DISTRIBUTED, THESE COSTS ARE AS REPORTED BELOW.

6100 PUPIL PERSONNEL	6400 INSTR STAFF TRAINING	7700 CENTRAL SERVICES
6200 INSTRUCTIONAL MEDIA	7300 SCHOOL ADMINISTRATION	7900 OPERATION OF PLANT
6300 INSTR & CURR DEVLPMNT	7400 FACILITIES ACQ-CONSTR	8100 MAINTENANCE OF PLANT
		8200 ADMIN. TECH. SERVICES
		6500 INSTR. TECH. SERVICES

FUND- 6
 SCHL- 0541 ELLIOTT POINT ELEMENTARY

PROGRAM CATEGORY	NBR	DIRECT						TOTAL DIRECT	SCHOOL INDIRECT	SCHOOL COST	DISTRICT INDIRECT	TOTAL
		SALARIES	BENEFITS	PURCHASED SERVICES	MATERIAL SUPPLIES	OTHER EXPENSES	CAPITAL OUTLAY					
K-3 BASIC	101				78	35		114		114	958	1073
4-8 BASIC	102				27	12		40		40	338	378
BASIC					106	48		155		155	1297	1452
ESOL	130				9	4		14		14	119	133
ESOL					9	4		14		14	119	133
PK-3 BASIC W/ES	111	31265	5764	12477	857	169	2514	53048		53048	2638	55687
4-8 BASIC W/ESE	112	18341	3721	8055	553	109	1623	32405		32405	1703	34109
ESE LEVEL 4	254	2794	606	1313	90	17	264	5088		5088	277	5366
ESE		52401	10093	21846	1500	297	4403	90542		90542	4620	95163
TOTAL FOR FEFP		52401	10093	21846	1617	350	4403	90712		90712	6037	96749

FOOD SERVICE
 TRANSPORTATION

THOSE COSTS REPORTED IN THE COLUMN TITLED -SCHOOL INDIRECT- ARE DERIVED FROM TWO SOURCES: A) EXPENDITURES RECORDED BY SCHOOL AND B) SCHOOL LEVEL EXPENDITURES CENTRALLY RECORDED. FUNCTIONALLY DISTRIBUTED, THESE COSTS ARE AS REPORTED BELOW.

6100 PUPIL PERSONNEL	6400 INSTR STAFF TRAINING	7700 CENTRAL SERVICES
6200 INSTRUCTIONAL MEDIA	7300 SCHOOL ADMINISTRATION	7900 OPERATION OF PLANT
6300 INSTR & CURR DEVLPMNT	7400 FACILITIES ACQ-CONSTR	8100 MAINTENANCE OF PLANT
		8200 ADMIN. TECH. SERVICES
		6500 INSTR. TECH. SERVICES

FUND- 6
 SCHL- 0561 MARY ESTHER ELEMENTARY

PROGRAM CATEGORY	NBR	DIRECT						TOTAL DIRECT	SCHOOL INDIRECT	SCHOOL COST	DISTRICT INDIRECT	TOTAL
		SALARIES	BENEFITS	PURCHASED SERVICES	MATERIAL SUPPLIES	OTHER EXPENSES	CAPITAL OUTLAY					
K-3 BASIC	101				85	39		124		124	1043	1168
4-8 BASIC	102				30	14		45		45	376	421
BASIC					116	53		169		169	1420	1590
ESOL	130				4	2		6		6	57	64
ESOL					4	2		6		6	57	64
PK-3 BASIC W/ES	111	50931	11956	10456	824	163	2419	76753		76753	2539	79292
4-8 BASIC W/ESE	112	14439	7283	6369	502	99	1473	30167		30167	1546	31714
ESE		65371	19240	16826	1327	262	3893	106921		106921	4086	111007
TOTAL FOR FEFP		65371	19240	16826	1448	318	3893	107097		107097	5563	112661

FOOD SERVICE
 TRANSPORTATION

THOSE COSTS REPORTED IN THE COLUMN TITLED -SCHOOL INDIRECT- ARE DERIVED FROM TWO SOURCES: A) EXPENDITURES RECORDED BY SCHOOL AND B) SCHOOL LEVEL EXPENDITURES CENTRALLY RECORDED. FUNCTIONALLY DISTRIBUTED, THESE COSTS ARE AS REPORTED BELOW.

- | | | |
|----------------------------|----------------------------|----------------------------|
| 6100 PUPIL PERSONNEL | 6400 INSTR STAFF TRAINING | 7700 CENTRAL SERVICES |
| 6200 INSTRUCTIONAL MEDIA | 7300 SCHOOL ADMINISTRATION | 7900 OPERATION OF PLANT |
| 6300 INSTR & CURR DEVLPMNT | 7400 FACILITIES ACQ-CONSTR | 8100 MAINTENANCE OF PLANT |
| | | 8200 ADMIN. TECH. SERVICES |
| | | 6500 INSTR. TECH. SERVICES |

FUND- 6
 SCHL- 0571 PLEW ELEMENTARY

----- PROGRAM -----		----- DIRECT -----							SCHOOL	SCHOOL	DISTRICT	TOTAL
CATEGORY	NBR	SALARIES	BENEFITS	PURCHASED SERVICES	MATERIAL SUPPLIES	OTHER EXPENSES	CAPITAL OUTLAY	TOTAL DIRECT	INDIRECT	COST	INDIRECT	TOTAL
K-3 BASIC	101				88	40		128		128	1075	1204
4-8 BASIC	102				40	18		59		59	498	558
BASIC					129	58		188		188	1574	1762
ESOL	130										3	3
ESOL											3	3
PK-3 BASIC W/ES	111	27784	7450	671	712	141	2090	38851		38851	2193	41045
4-8 BASIC W/ESE	112	3660	3816	344	364	72	1070	9329		9329	1123	10452
ESE		31445	11266	1015	1077	213	3161	48180		48180	3317	51498
TOTAL FOR FEFP		31445	11266	1015	1207	272	3161	48369		48369	4895	53264

FOOD SERVICE
 TRANSPORTATION

THOSE COSTS REPORTED IN THE COLUMN TITLED -SCHOOL INDIRECT- ARE DERIVED FROM TWO SOURCES: A) EXPENDITURES RECORDED BY SCHOOL AND B) SCHOOL LEVEL EXPENDITURES CENTRALLY RECORDED. FUNCTIONALLY DISTRIBUTED, THESE COSTS ARE AS REPORTED BELOW.

- | | | |
|----------------------------|----------------------------|----------------------------|
| 6100 PUPIL PERSONNEL | 6400 INSTR STAFF TRAINING | 7700 CENTRAL SERVICES |
| 6200 INSTRUCTIONAL MEDIA | 7300 SCHOOL ADMINISTRATION | 7900 OPERATION OF PLANT |
| 6300 INSTR & CURR DEVLPMNT | 7400 FACILITIES ACQ-CONSTR | 8100 MAINTENANCE OF PLANT |
| | | 8200 ADMIN. TECH. SERVICES |
| | | 6500 INSTR. TECH. SERVICES |

FUND- 6
 SCHL- 0581 CHOCTAWHATCHEE HIGH

PROGRAM CATEGORY	NBR	DIRECT						TOTAL DIRECT	SCHOOL INDIRECT	SCHOOL COST	DISTRICT INDIRECT	TOTAL
		SALARIES	BENEFITS	PURCHASED SERVICES	MATERIAL SUPPLIES	OTHER EXPENSES	CAPITAL OUTLAY					
4-8 BASIC	102									1	1	
9-12 BASIC	103				311	142		454		454	3797	4251
BASIC					312	142		454		454	3799	4253
ESOL	130				5	2		8		8	72	81
ESOL					5	2		8		8	72	81
4-8 BASIC W/ESE	112						2	5	21	27	2	29
9-12 BASIC W/ES	113	9362	2253	1637	1736	344	5096	20430	49652	70082	5348	75430
ESE LEVEL 4	254	1094	56	41	43	8	128	1374	1253	2627	134	2762
ESE LEVEL 5	255	24	115	84	89	17	261	592	2550	3143	274	3418
ESE		10481	2427	1763	1870	370	5488	22403	53477	75881	5760	81641
VOCATIONAL, 6-12	300				21	9		31		31	261	292
VOCATIONAL PGM					21	9		31		31	261	292
TOTAL FOR FEFP		10481	2427	1763	2210	525	5488	22897	53477	76375	9893	86269

FOOD SERVICE
 TRANSPORTATION

THOSE COSTS REPORTED IN THE COLUMN TITLED -SCHOOL INDIRECT- ARE DERIVED FROM TWO SOURCES: A) EXPENDITURES RECORDED BY SCHOOL AND B) SCHOOL LEVEL EXPENDITURES CENTRALLY RECORDED. FUNCTIONALLY DISTRIBUTED, THESE COSTS ARE AS REPORTED BELOW.

6100 PUPIL PERSONNEL	6400 INSTR STAFF TRAINING	7700 CENTRAL SERVICES
6200 INSTRUCTIONAL MEDIA	7300 SCHOOL ADMINISTRATION	7900 OPERATION OF PLANT
6300 INSTR & CURR DEVLPMNT	53477 7400 FACILITIES ACQ-CONSTR	8100 MAINTENANCE OF PLANT
		8200 ADMIN. TECH. SERVICES
		6500 INSTR. TECH. SERVICES

FUND- 6
 SCHL- 0601 CRESTVIEW SENIOR HIGH

PROGRAM CATEGORY	NBR	DIRECT						TOTAL DIRECT	SCHOOL INDIRECT	SCHOOL COST	DISTRICT INDIRECT	TOTAL
		SALARIES	BENEFITS	PURCHASED SERVICES	MATERIAL SUPPLIES	OTHER EXPENSES	CAPITAL OUTLAY					
9-12 BASIC	103				319	145		465		465	3893	4359
BASIC					319	145		465		465	3893	4359
ESOL	130				2	1		3		3	27	30
ESOL					2	1		3		3	27	30
9-12 BASIC W/ES	113	7797	2212	7108	2295	454	6733	26601	44315	70917	7066	77983
ESE LEVEL 4	254	2217	18	58	19	3	55	2373	367	2741	58	2800
ESE LEVEL 5	255	60	160	516	166	33	489	1426	3218	4644	513	5158
ESE		10075	2391	7683	2480	491	7278	30401	47901	78303	7638	85942
VOCATIONAL, 6-12	300				46	21		67		67	565	632
VOCATIONAL PGM					46	21		67		67	565	632
TOTAL FOR FEFP		10075	2391	7683	2849	659	7278	30938	47901	78840	12124	90965
FOOD SERVICE												
TRANSPORTATION												

THOSE COSTS REPORTED IN THE COLUMN TITLED -SCHOOL INDIRECT- ARE DERIVED FROM TWO SOURCES: A) EXPENDITURES RECORDED BY SCHOOL AND B) SCHOOL LEVEL EXPENDITURES CENTRALLY RECORDED. FUNCTIONALLY DISTRIBUTED, THESE COSTS ARE AS REPORTED BELOW.

6100 PUPIL PERSONNEL	6400 INSTR STAFF TRAINING	7700 CENTRAL SERVICES
6200 INSTRUCTIONAL MEDIA	7300 SCHOOL ADMINISTRATION	7900 OPERATION OF PLANT
6300 INSTR & CURR DEVLPMNT	47901 7400 FACILITIES ACQ-CONSTR	8100 MAINTENANCE OF PLANT
		8200 ADMIN. TECH. SERVICES
		6500 INSTR. TECH. SERVICES

FUND- 6
 SCHL- 0621 KENWOOD ELEMENTARY

PROGRAM CATEGORY	NBR	DIRECT							SCHOOL INDIRECT	SCHOOL COST	DISTRICT INDIRECT	TOTAL
		SALARIES	BENEFITS	PURCHASED SERVICES	MATERIAL SUPPLIES	OTHER EXPENSES	CAPITAL OUTLAY	TOTAL DIRECT				
K-3 BASIC	101	67044	12400		11293	39	11961	102738	1589	104328	34702	139030
4-8 BASIC	102	7796	3769		3433	11	3636	18647	483	19130	10549	29679
BASIC		74841	16170		14726	50	15597	121386	2072	123458	45251	168710
ESOL	130	551	266		242		257	1318	34	1352	745	2098
ESOL		551	266		242		257	1318	34	1352	745	2098
PK-3 BASIC W/ES	111	69143	20616	23634	5301	194	7490	126381	612	126994	15996	142990
4-8 BASIC W/ESE	112	8441	5838	6693	1501	55	2121	24650	173	24823	4529	29353
ESE LEVEL 4	254	16413	5311	6089	1366	50	1929	31160	157	31318	4121	35440
ESE LEVEL 5	255	8944	840	963	216	7	305	11277	24	11302	652	11954
ESE		102943	32606	37381	8385	307	11846	193470	969	194439	25299	219739
TOTAL FOR FEFP		178335	49043	37381	23354	359	27701	316174	3075	319250	71297	390548

FOOD SERVICE
 TRANSPORTATION

THOSE COSTS REPORTED IN THE COLUMN TITLED -SCHOOL INDIRECT- ARE DERIVED FROM TWO SOURCES: A) EXPENDITURES RECORDED BY SCHOOL AND B) SCHOOL LEVEL EXPENDITURES CENTRALLY RECORDED. FUNCTIONALLY DISTRIBUTED, THESE COSTS ARE AS REPORTED BELOW.

6100 PUPIL PERSONNEL	3075	6400 INSTR STAFF TRAINING	7700 CENTRAL SERVICES
6200 INSTRUCTIONAL MEDIA		7300 SCHOOL ADMINISTRATION	7900 OPERATION OF PLANT
6300 INSTR & CURR DEVLPMNT		7400 FACILITIES ACQ-CONSTR	8100 MAINTENANCE OF PLANT
			8200 ADMIN. TECH. SERVICES
			6500 INSTR. TECH. SERVICES

FUND- 6
 SCHL- 0631 FLOROSA ELEMENTARY SCHOOL

PROGRAM CATEGORY	NBR	DIRECT						TOTAL DIRECT	SCHOOL INDIRECT	SCHOOL COST	DISTRICT INDIRECT	TOTAL
		SALARIES	BENEFITS	PURCHASED SERVICES	MATERIAL SUPPLIES	OTHER EXPENSES	CAPITAL OUTLAY					
K-3 BASIC	101	16133	11963		8093	35	15974	52201	1525	53726	31264	84990
4-8 BASIC	102	19094	5405		3657	15	7218	35391	689	36080	14126	50206
BASIC		35227	17369		11750	51	23192	87592	2214	89806	45391	135197
ESOL	130	4378	988		668	2	1320	7359	126	7485	2584	10069
ESOL		4378	988		668	2	1320	7359	126	7485	2584	10069
PK-3 BASIC W/ES 111		65246	14803	10698	4341	191	9561	104842	3789	108631	15744	124375
4-8 BASIC W/ESE 112		52896	5957	4305	1747	77	3848	68832	1524	70357	6336	76694
ESE		118142	20760	15003	6089	268	13409	173674	5314	178988	22080	201069
TOTAL FOR FEFP		157748	39119	15003	18509	322	37922	268626	7654	276281	70055	346337

FOOD SERVICE
 TRANSPORTATION

THOSE COSTS REPORTED IN THE COLUMN TITLED -SCHOOL INDIRECT- ARE DERIVED FROM TWO SOURCES: A) EXPENDITURES RECORDED BY SCHOOL AND B) SCHOOL LEVEL EXPENDITURES CENTRALLY RECORDED. FUNCTIONALLY DISTRIBUTED, THESE COSTS ARE AS REPORTED BELOW.

6100 PUPIL PERSONNEL	7654	6400 INSTR STAFF TRAINING	7700 CENTRAL SERVICES
6200 INSTRUCTIONAL MEDIA		7300 SCHOOL ADMINISTRATION	7900 OPERATION OF PLANT
6300 INSTR & CURR DEVLPMNT		7400 FACILITIES ACQ-CONSTR	8100 MAINTENANCE OF PLANT
			8200 ADMIN. TECH. SERVICES
			6500 INSTR. TECH. SERVICES

FUND- 6
 SCHL- 0641 FORT WALTON BEACH HIGH

----- PROGRAM -----		----- DIRECT -----							SCHOOL	SCHOOL	DISTRICT	
CATEGORY	NBR	SALARIES	BENEFITS	PURCHASED SERVICES	MATERIAL SUPPLIES	OTHER EXPENSES	CAPITAL OUTLAY	TOTAL DIRECT	INDIRECT	COST	INDIRECT	TOTAL
9-12 BASIC	103				360	164		524		524	4389	4914
BASIC					360	164		524		524	4389	4914
ESOL	130				2	1		3		3	32	36
ESOL					2	1		3		3	32	36
9-12 BASIC W/ES	113	10154	2740	7400	1627	322	4776	27022	56017	83040	5012	88052
ESE LEVEL 5	255	12	14	40	8	1	25	103	303	407	27	434
ESE		10166	2755	7440	1636	324	4802	27126	56320	83447	5039	88486
VOCATIONAL, 6-12	300				18	8		27		27	230	258
VOCATIONAL PGM					18	8		27		27	230	258
TOTAL FOR FEFP		10166	2755	7440	2018	498	4802	27682	56320	84003	9692	93696

FOOD SERVICE
 TRANSPORTATION

THOSE COSTS REPORTED IN THE COLUMN TITLED -SCHOOL INDIRECT- ARE DERIVED FROM TWO SOURCES: A) EXPENDITURES RECORDED BY SCHOOL AND B) SCHOOL LEVEL EXPENDITURES CENTRALLY RECORDED. FUNCTIONALLY DISTRIBUTED, THESE COSTS ARE AS REPORTED BELOW.

6100 PUPIL PERSONNEL	6400 INSTR STAFF TRAINING	7700 CENTRAL SERVICES
6200 INSTRUCTIONAL MEDIA	7300 SCHOOL ADMINISTRATION	7900 OPERATION OF PLANT
6300 INSTR & CURR DEVLPMNT	56320 7400 FACILITIES ACQ-CONSTR	8100 MAINTENANCE OF PLANT
		8200 ADMIN. TECH. SERVICES
		6500 INSTR. TECH. SERVICES

FUND- 6
 SCHL- 0651 BRUNER MIDDLE SCHOOL

PROGRAM CATEGORY	NBR	DIRECT					TOTAL DIRECT	SCHOOL INDIRECT	SCHOOL COST	DISTRICT INDIRECT	TOTAL	
		SALARIES	BENEFITS	PURCHASED SERVICES	MATERIAL SUPPLIES	OTHER EXPENSES						CAPITAL OUTLAY
4-8 BASIC	102	84242	23224	2232	22787	2003	39503	173993	3708	177701	64412	242114
BASIC		84242	23224	2232	22787	2003	39503	173993	3708	177701	64412	242114
ESOL	130	5979	501	48	492	43	853	7919	80	7999	1392	9392
ESOL		5979	501	48	492	43	853	7919	80	7999	1392	9392
4-8 BASIC W/ESE	112	53464	10947	8627	9287	973	18120	101421	1259	102680	26152	128832
ESE LEVEL 4	254	31	163	128	138	14	269	746	18	765	389	1154
ESE		53496	11110	8756	9426	988	18390	102167	1277	103445	26541	129986
TOTAL FOR FEFP		143718	34836	11036	32706	3034	58747	284080	5065	289146	92346	381493

FOOD SERVICE
 TRANSPORTATION

THOSE COSTS REPORTED IN THE COLUMN TITLED -SCHOOL INDIRECT- ARE DERIVED FROM TWO SOURCES: A) EXPENDITURES RECORDED BY SCHOOL AND B) SCHOOL LEVEL EXPENDITURES CENTRALLY RECORDED. FUNCTIONALLY DISTRIBUTED, THESE COSTS ARE AS REPORTED BELOW.

- | | | | |
|----------------------------|------|----------------------------|----------------------------|
| 6100 PUPIL PERSONNEL | 5065 | 6400 INSTR STAFF TRAINING | 7700 CENTRAL SERVICES |
| 6200 INSTRUCTIONAL MEDIA | | 7300 SCHOOL ADMINISTRATION | 7900 OPERATION OF PLANT |
| 6300 INSTR & CURR DEVLPMNT | | 7400 FACILITIES ACQ-CONSTR | 8100 MAINTENANCE OF PLANT |
| | | | 8200 ADMIN. TECH. SERVICES |
| | | | 6500 INSTR. TECH. SERVICES |

FUND- 6
 SCHL- 0671 LEWIS MIDDLE SCHOOL

----- PROGRAM -----		----- DIRECT -----						TOTAL	SCHOOL	SCHOOL	DISTRICT	TOTAL
CATEGORY	NBR	SALARIES	BENEFITS	PURCHASED SERVICES	MATERIAL SUPPLIES	OTHER EXPENSES	CAPITAL OUTLAY	DIRECT	INDIRECT	COST	INDIRECT	
4-8 BASIC	102				108	49		157		157	1318	1475
BASIC					108	49		157		157	1318	1475
ESOL	130				1			1		1	14	16
ESOL					1			1		1	14	16
4-8 BASIC W/ESE	112	7161	2185	5505	1049	207	3079	19188		19188	3231	22419
ESE		7161	2185	5505	1049	207	3079	19188		19188	3231	22419
TOTAL FOR FEFP		7161	2185	5505	1158	257	3079	19347		19347	4564	23912

FOOD SERVICE
 TRANSPORTATION

THOSE COSTS REPORTED IN THE COLUMN TITLED -SCHOOL INDIRECT- ARE DERIVED FROM TWO SOURCES: A) EXPENDITURES RECORDED BY SCHOOL AND B) SCHOOL LEVEL EXPENDITURES CENTRALLY RECORDED. FUNCTIONALLY DISTRIBUTED, THESE COSTS ARE AS REPORTED BELOW.

6100 PUPIL PERSONNEL	6400 INSTR STAFF TRAINING	7700 CENTRAL SERVICES
6200 INSTRUCTIONAL MEDIA	7300 SCHOOL ADMINISTRATION	7900 OPERATION OF PLANT
6300 INSTR & CURR DEVLPMNT	7400 FACILITIES ACQ-CONSTR	8100 MAINTENANCE OF PLANT
		8200 ADMIN. TECH. SERVICES
		6500 INSTR. TECH. SERVICES

FUND- 6
 SCHL- 0681 LONGWOOD ELEMENTARY SCHOOL

PROGRAM CATEGORY	NBR	DIRECT						TOTAL DIRECT	SCHOOL INDIRECT	SCHOOL COST	DISTRICT INDIRECT	TOTAL
		SALARIES	BENEFITS	PURCHASED SERVICES	MATERIAL SUPPLIES	OTHER EXPENSES	CAPITAL OUTLAY					
K-3 BASIC	101				84	38		123		123	1031	1155
4-8 BASIC	102				32	14		47		47	395	442
BASIC					117	53		170		170	1426	1597
ESOL	130				10	4		15		15	132	148
ESOL					10	4		15		15	132	148
PK-3 BASIC W/ES	111	58230	12542	20805	815	161	2393	94949		94949	2512	97462
4-8 BASIC W/ESE	112	12268	6364	10557	414	82	1214	30901		30901	1274	32176
ESE LEVEL 4	254	2164	532	883	34	6	101	3723		3723	106	3830
ESE LEVEL 5	255	1	62	104	4		12	185		185	12	197
ESE		72665	19501	32350	1268	251	3722	129760		129760	3906	133666
TOTAL FOR FEFP		72665	19501	32350	1396	309	3722	129946		129946	5465	135412

FOOD SERVICE
 TRANSPORTATION

THOSE COSTS REPORTED IN THE COLUMN TITLED -SCHOOL INDIRECT- ARE DERIVED FROM TWO SOURCES: A) EXPENDITURES RECORDED BY SCHOOL AND B) SCHOOL LEVEL EXPENDITURES CENTRALLY RECORDED. FUNCTIONALLY DISTRIBUTED, THESE COSTS ARE AS REPORTED BELOW.

6100 PUPIL PERSONNEL	6400 INSTR STAFF TRAINING	7700 CENTRAL SERVICES
6200 INSTRUCTIONAL MEDIA	7300 SCHOOL ADMINISTRATION	7900 OPERATION OF PLANT
6300 INSTR & CURR DEVLPMNT	7400 FACILITIES ACQ-CONSTR	8100 MAINTENANCE OF PLANT
		8200 ADMIN. TECH. SERVICES
		6500 INSTR. TECH. SERVICES

FUND- 6
 SCHL- 0701 OKALOOSA APPLIED TECHNOLOGY CR

----- PROGRAM -----		----- DIRECT -----							SCHOOL	SCHOOL	DISTRICT	TOTAL
CATEGORY	NBR	SALARIES	BENEFITS	PURCHASED SERVICES	MATERIAL SUPPLIES	OTHER EXPENSES	CAPITAL OUTLAY	TOTAL DIRECT	INDIRECT	COST	INDIRECT	TOTAL
4-8 BASIC	102										3	3
9-12 BASIC	103				15	7		22		22	191	214
BASIC					16	7		23		23	195	218
PK-3 BASIC W/ES	111	17	5	60	63	12	187	347	5538	5885	196	6082
4-8 BASIC W/ESE	112	17	5	60	63	12	187	347	5538	5885	196	6082
9-12 BASIC W/ES	113	109	35	378	402	79	1179	2185	34836	37022	1237	38260
ESE LEVEL 4	254			1	1		4	7	121	129	4	133
ESE LEVEL 5	255			2	2		6	12	199	211	7	218
ESE		145	47	502	533	105	1565	2901	46234	49136	1642	50778
VOCATIONAL,6-12	300				19	8		27		27	233	261
VOCATIONAL PGM					19	8		27		27	233	261
TOTAL FOR FEFP		145	47	502	568	121	1565	2952	46234	49187	2071	51259

FOOD SERVICE
 TRANSPORTATION

THOSE COSTS REPORTED IN THE COLUMN TITLED -SCHOOL INDIRECT- ARE DERIVED FROM TWO SOURCES: A) EXPENDITURES RECORDED BY SCHOOL AND B) SCHOOL LEVEL EXPENDITURES CENTRALLY RECORDED. FUNCTIONALLY DISTRIBUTED, THESE COSTS ARE AS REPORTED BELOW.

6100 PUPIL PERSONNEL	6400 INSTR STAFF TRAINING	7700 CENTRAL SERVICES
6200 INSTRUCTIONAL MEDIA	7300 SCHOOL ADMINISTRATION	7900 OPERATION OF PLANT
6300 INSTR & CURR DEVLPMNT	46234 7400 FACILITIES ACQ-CONSTR	8100 MAINTENANCE OF PLANT
		8200 ADMIN. TECH. SERVICES
		6500 INSTR. TECH. SERVICES

FUND- 6
 SCHL- 0731 WALKER ELEMENTARY

PROGRAM CATEGORY	NBR	DIRECT						TOTAL DIRECT	SCHOOL INDIRECT	SCHOOL COST	DISTRICT INDIRECT	TOTAL
		SALARIES	BENEFITS	PURCHASED SERVICES	MATERIAL SUPPLIES	OTHER EXPENSES	CAPITAL OUTLAY					
K-3 BASIC	101			5294	7694	53	13488	26530	4166	30696	47225	77922
4-8 BASIC	102			1966	2857	19	5009	9853	1547	11401	17540	28941
BASIC				7260	10552	72	18498	36384	5713	42097	64766	106864
ESOL	130			62	90		159	313	49	362	557	920
ESOL				62	90		159	313	49	362	557	920
PK-3 BASIC W/ES	111	51853	11529	11652	2451	152	5252	82892	925	83817	12539	96357
4-8 BASIC W/ESE	112	21722	9853	9958	2095	130	4488	48247	790	49038	10716	59754
ESE LEVEL 4	254	5617	503	509	107	6	229	6974	40	7014	547	7562
ESE LEVEL 5	255	791	319	323	68	4	145	1652	25	1678	347	2026
ESE		79985	22206	22442	4722	293	10116	139767	1781	141549	24151	165700
TOTAL FOR FEFP		79985	22206	29765	15365	367	28773	176464	7544	184009	89475	273485

FOOD SERVICE
 TRANSPORTATION

THOSE COSTS REPORTED IN THE COLUMN TITLED -SCHOOL INDIRECT- ARE DERIVED FROM TWO SOURCES: A) EXPENDITURES RECORDED BY SCHOOL AND B) SCHOOL LEVEL EXPENDITURES CENTRALLY RECORDED. FUNCTIONALLY DISTRIBUTED, THESE COSTS ARE AS REPORTED BELOW.

6100 PUPIL PERSONNEL	6400 INSTR STAFF TRAINING	7544	7700 CENTRAL SERVICES
6200 INSTRUCTIONAL MEDIA	7300 SCHOOL ADMINISTRATION		7900 OPERATION OF PLANT
6300 INSTR & CURR DEVLPMNT	7400 FACILITIES ACQ-CONSTR		8100 MAINTENANCE OF PLANT
			8200 ADMIN. TECH. SERVICES
			6500 INSTR. TECH. SERVICES

FUND- 6
 SCHL- 0741 BLUEWATER ELEMENTARY

PROGRAM CATEGORY	NBR	DIRECT						TOTAL DIRECT	SCHOOL INDIRECT	SCHOOL COST	DISTRICT INDIRECT	TOTAL
		SALARIES	BENEFITS	PURCHASED SERVICES	MATERIAL SUPPLIES	OTHER EXPENSES	CAPITAL OUTLAY					
K-3 BASIC	101				100	45		145		145	1218	1364
4-8 BASIC	102				36	16		53		53	449	503
BASIC					137	62		199		199	1668	1867
ESOL	130				1			2		2	23	26
ESOL					1			2		2	23	26
PK-3 BASIC W/ES	111	39694	10665	1097	1164	230	3417	56270		56270	3585	59856
4-8 BASIC W/ESE	112	6660	4453	458	486	96	1426	13581		13581	1497	15078
ESE LEVEL 4	254	905	98	10	10	2	31	1058		1058	33	1091
ESE		47260	15216	1566	1661	329	4875	70910		70910	5116	76026
TOTAL FOR FEFP		47260	15216	1566	1800	392	4875	71112		71112	6807	77920

FOOD SERVICE
 TRANSPORTATION

THOSE COSTS REPORTED IN THE COLUMN TITLED -SCHOOL INDIRECT- ARE DERIVED FROM TWO SOURCES: A) EXPENDITURES RECORDED BY SCHOOL AND B) SCHOOL LEVEL EXPENDITURES CENTRALLY RECORDED. FUNCTIONALLY DISTRIBUTED, THESE COSTS ARE AS REPORTED BELOW.

6100 PUPIL PERSONNEL	6400 INSTR STAFF TRAINING	7700 CENTRAL SERVICES
6200 INSTRUCTIONAL MEDIA	7300 SCHOOL ADMINISTRATION	7900 OPERATION OF PLANT
6300 INSTR & CURR DEVLPMNT	7400 FACILITIES ACQ-CONSTR	8100 MAINTENANCE OF PLANT
		8200 ADMIN. TECH. SERVICES
		6500 INSTR. TECH. SERVICES

FUND- 6
 SCHL- 0751 ANTIOCH ELEMENTARY

----- PROGRAM -----		----- DIRECT -----							SCHOOL	SCHOOL	DISTRICT	
CATEGORY	NBR	SALARIES	BENEFITS	PURCHASED SERVICES	MATERIAL SUPPLIES	OTHER EXPENSES	CAPITAL OUTLAY	TOTAL DIRECT	INDIRECT	COST	INDIRECT	TOTAL
K-3 BASIC	101				113	51		165		165	1386	1552
4-8 BASIC	102				52	23		75		75	634	710
BASIC					166	75		241		241	2021	2262
ESOL	130				1			2		2	17	19
ESOL					1			2		2	17	19
PK-3 BASIC W/ES	111	42804	7842	8586	1023	202	3001	63460		63460	3150	66611
4-8 BASIC W/ESE	112	15034	4892	5356	638	126	1872	27920		27920	1965	29885
ESE LEVEL 4	254	15662	2884	3158	376	74	1104	23259		23259	1158	24418
ESE LEVEL 5	255	8417	446	489	58	11	171	9594		9594	179	9773
ESE		81918	16065	17590	2095	415	6149	124235		124235	6453	130689
TOTAL FOR FEFP		81918	16065	17590	2263	491	6149	124479		124479	8492	132971

FOOD SERVICE
 TRANSPORTATION

THOSE COSTS REPORTED IN THE COLUMN TITLED -SCHOOL INDIRECT- ARE DERIVED FROM TWO SOURCES: A) EXPENDITURES RECORDED BY SCHOOL AND B) SCHOOL LEVEL EXPENDITURES CENTRALLY RECORDED. FUNCTIONALLY DISTRIBUTED, THESE COSTS ARE AS REPORTED BELOW.

6100 PUPIL PERSONNEL	6400 INSTR STAFF TRAINING	7700 CENTRAL SERVICES
6200 INSTRUCTIONAL MEDIA	7300 SCHOOL ADMINISTRATION	7900 OPERATION OF PLANT
6300 INSTR & CURR DEVLPMNT	7400 FACILITIES ACQ-CONSTR	8100 MAINTENANCE OF PLANT
		8200 ADMIN. TECH. SERVICES
		6500 INSTR. TECH. SERVICES

FUND- 6
 SCHL- 0761 DAVIDSON MIDDLE SCHOOL

----- PROGRAM -----		----- DIRECT -----							SCHOOL	SCHOOL	DISTRICT	
CATEGORY	NBR	SALARIES	BENEFITS	PURCHASED SERVICES	MATERIAL SUPPLIES	OTHER EXPENSES	CAPITAL OUTLAY	TOTAL DIRECT	INDIRECT	COST	INDIRECT	TOTAL
4-8 BASIC	102				159	72		231		231	1936	2167
BASIC					159	72		231		231	1936	2167
ESOL	130										5	6
ESOL											5	6
4-8 BASIC W/ESE	112	17913	6303	9781	1317	261	3865	39442		39442	4056	43499
ESE LEVEL 4	254	945	97	150	20	4	59	1277		1277	62	1339
ESE LEVEL 5	255	2946	271	421	56	11	166	3874		3874	174	4048
ESE		21805	6672	10353	1394	276	4091	44594		44594	4294	48888
TOTAL FOR FEFP		21805	6672	10353	1554	349	4091	44826		44826	6236	51062

FOOD SERVICE
 TRANSPORTATION

THOSE COSTS REPORTED IN THE COLUMN TITLED -SCHOOL INDIRECT- ARE DERIVED FROM TWO SOURCES: A) EXPENDITURES RECORDED BY SCHOOL AND B) SCHOOL LEVEL EXPENDITURES CENTRALLY RECORDED. FUNCTIONALLY DISTRIBUTED, THESE COSTS ARE AS REPORTED BELOW.

- | | | |
|----------------------------|----------------------------|----------------------------|
| 6100 PUPIL PERSONNEL | 6400 INSTR STAFF TRAINING | 7700 CENTRAL SERVICES |
| 6200 INSTRUCTIONAL MEDIA | 7300 SCHOOL ADMINISTRATION | 7900 OPERATION OF PLANT |
| 6300 INSTR & CURR DEVLPMNT | 7400 FACILITIES ACQ-CONSTR | 8100 MAINTENANCE OF PLANT |
| | | 8200 ADMIN. TECH. SERVICES |
| | | 6500 INSTR. TECH. SERVICES |

FUND- 6
 SCHL- 0771 DESTIN MIDDLE SCHOOL

PROGRAM CATEGORY	NBR	DIRECT						TOTAL DIRECT	SCHOOL INDIRECT	SCHOOL COST	DISTRICT INDIRECT	TOTAL
		SALARIES	BENEFITS	PURCHASED SERVICES	MATERIAL SUPPLIES	OTHER EXPENSES	CAPITAL OUTLAY					
4-8 BASIC	102				121	55		177		177	1484	1662
BASIC					121	55		177		177	1484	1662
ESOL	130				2	1		4		4	34	39
ESOL					2	1		4		4	34	39
4-8 BASIC W/ESE	112	5371	2199	868	921	182	2702	12246		12246	2836	15082
ESE LEVEL 5	255	3844	73	29	30	6	90	4075		4075	95	4170
ESE		9216	2273	897	952	188	2793	16321		16321	2931	19253
TOTAL FOR FEFP		9216	2273	897	1076	245	2793	16503		16503	4451	20954

FOOD SERVICE
 TRANSPORTATION

THOSE COSTS REPORTED IN THE COLUMN TITLED -SCHOOL INDIRECT- ARE DERIVED FROM TWO SOURCES: A) EXPENDITURES RECORDED BY SCHOOL AND B) SCHOOL LEVEL EXPENDITURES CENTRALLY RECORDED. FUNCTIONALLY DISTRIBUTED, THESE COSTS ARE AS REPORTED BELOW.

- | | | |
|----------------------------|----------------------------|----------------------------|
| 6100 PUPIL PERSONNEL | 6400 INSTR STAFF TRAINING | 7700 CENTRAL SERVICES |
| 6200 INSTRUCTIONAL MEDIA | 7300 SCHOOL ADMINISTRATION | 7900 OPERATION OF PLANT |
| 6300 INSTR & CURR DEVLPMNT | 7400 FACILITIES ACQ-CONSTR | 8100 MAINTENANCE OF PLANT |
| | | 8200 ADMIN. TECH. SERVICES |
| | | 6500 INSTR. TECH. SERVICES |

FUND- 6
 SCHL- 0781 ECCI - SOUTH

----- PROGRAM -----		----- DIRECT -----							SCHOOL	SCHOOL	DISTRICT	
CATEGORY	NBR	SALARIES	BENEFITS	PURCHASED SERVICES	MATERIAL SUPPLIES	OTHER EXPENSES	CAPITAL OUTLAY	TOTAL DIRECT	INDIRECT	COST	INDIRECT	TOTAL
4-8 BASIC	102				11	5		16		16	141	157
9-12 BASIC	103				8	3		11		11	99	111
BASIC					19	9		28		28	240	269
4-8 BASIC W/ESE	112	1133	1153	2257	270	53	792	5660	28803	34464	831	35295
9-12 BASIC W/ES	113	1269	612	1198	143	28	420	3673	15294	18968	441	19409
ESE LEVEL 5	255	3926	92	180	21	4	63	4288	2303	6592	66	6658
ESE		6330	1858	3636	435	86	1276	13622	46401	60024	1339	61364
TOTAL FOR FEFP		6330	1858	3636	454	95	1276	13651	46401	60053	1580	61633

FOOD SERVICE
 TRANSPORTATION

THOSE COSTS REPORTED IN THE COLUMN TITLED -SCHOOL INDIRECT- ARE DERIVED FROM TWO SOURCES: A) EXPENDITURES RECORDED BY SCHOOL AND B) SCHOOL LEVEL EXPENDITURES CENTRALLY RECORDED. FUNCTIONALLY DISTRIBUTED, THESE COSTS ARE AS REPORTED BELOW.

6100 PUPIL PERSONNEL	6400 INSTR STAFF TRAINING	7700 CENTRAL SERVICES
6200 INSTRUCTIONAL MEDIA	7300 SCHOOL ADMINISTRATION	7900 OPERATION OF PLANT
6300 INSTR & CURR DEVLPMNT	46401 7400 FACILITIES ACQ-CONSTR	8100 MAINTENANCE OF PLANT
		8200 ADMIN. TECH. SERVICES
		6500 INSTR. TECH. SERVICES

FUND- 6
 SCHL- 0791 ECCI - NORTH

----- PROGRAM -----		----- DIRECT -----							SCHOOL	SCHOOL	DISTRICT	TOTAL
CATEGORY	NBR	SALARIES	BENEFITS	PURCHASED SERVICES	MATERIAL SUPPLIES	OTHER EXPENSES	CAPITAL OUTLAY	TOTAL DIRECT	INDIRECT	COST	INDIRECT	TOTAL
4-8 BASIC	102				1			2		2	21	23
9-12 BASIC	103				6	2		9		9	76	86
BASIC					8	3		11		11	98	110
4-8 BASIC W/ESE	112	8	2	28	30	6	89	166	3617	3783	94	3877
9-12 BASIC W/ES	113	27	9	96	102	20	299	554	12077	12632	314	12946
ESE LEVEL 5	255			2	2		6	12	272	284	7	292
ESE		36	11	127	134	26	395	733	15966	16700	415	17115
TOTAL FOR FEFP		36	11	127	142	30	395	745	15966	16712	513	17225

FOOD SERVICE
 TRANSPORTATION

THOSE COSTS REPORTED IN THE COLUMN TITLED -SCHOOL INDIRECT- ARE DERIVED FROM TWO SOURCES: A) EXPENDITURES RECORDED BY SCHOOL AND B) SCHOOL LEVEL EXPENDITURES CENTRALLY RECORDED. FUNCTIONALLY DISTRIBUTED, THESE COSTS ARE AS REPORTED BELOW.

6100 PUPIL PERSONNEL	6400 INSTR STAFF TRAINING	7700 CENTRAL SERVICES
6200 INSTRUCTIONAL MEDIA	7300 SCHOOL ADMINISTRATION	7900 OPERATION OF PLANT
6300 INSTR & CURR DEVLPMNT	15966 7400 FACILITIES ACQ-CONSTR	8100 MAINTENANCE OF PLANT
		8200 ADMIN. TECH. SERVICES
		6500 INSTR. TECH. SERVICES

FUND- 6
 SCHL- 0811 SOUTHSIDE CENTER

----- PROGRAM -----		----- DIRECT -----							SCHOOL	SCHOOL	DISTRICT	TOTAL
CATEGORY	NBR	SALARIES	BENEFITS	PURCHASED SERVICES	MATERIAL SUPPLIES	OTHER EXPENSES	CAPITAL OUTLAY	TOTAL DIRECT	INDIRECT	COST	INDIRECT	TOTAL
4-8 BASIC	102				2	1		3		3	29	32
BASIC					2	1		3		3	29	32
PK-3 BASIC W/ES	111	29937	5765	10690	440	87	1291	48211		48211	1355	49566
4-8 BASIC W/ESE	112	1333	912	1692	69	13	204	4225		4225	214	4440
ESE LEVEL 4	254	11918	2248	4169	171	34	503	19046		19046	528	19575
ESE LEVEL 5	255	30943	8755	16235	668	132	1961	58696		58696	2058	60754
ESE		74133	17682	32787	1349	267	3960	130180		130180	4156	134337
TOTAL FOR FEFP		74133	17682	32787	1352	268	3960	130184		130184	4185	134369

FOOD SERVICE
 TRANSPORTATION

THOSE COSTS REPORTED IN THE COLUMN TITLED -SCHOOL INDIRECT- ARE DERIVED FROM TWO SOURCES: A) EXPENDITURES RECORDED BY SCHOOL AND B) SCHOOL LEVEL EXPENDITURES CENTRALLY RECORDED. FUNCTIONALLY DISTRIBUTED, THESE COSTS ARE AS REPORTED BELOW.

- | | | |
|----------------------------|----------------------------|----------------------------|
| 6100 PUPIL PERSONNEL | 6400 INSTR STAFF TRAINING | 7700 CENTRAL SERVICES |
| 6200 INSTRUCTIONAL MEDIA | 7300 SCHOOL ADMINISTRATION | 7900 OPERATION OF PLANT |
| 6300 INSTR & CURR DEVLPMNT | 7400 FACILITIES ACQ-CONSTR | 8100 MAINTENANCE OF PLANT |
| | | 8200 ADMIN. TECH. SERVICES |
| | | 6500 INSTR. TECH. SERVICES |

FUND- 6
 SCHL- 7001 K-12 FL VIRTUAL INSTRUCTION

----- PROGRAM -----		----- DIRECT -----							SCHOOL	SCHOOL	DISTRICT	
CATEGORY	NBR	SALARIES	BENEFITS	PURCHASED SERVICES	MATERIAL SUPPLIES	OTHER EXPENSES	CAPITAL OUTLAY	TOTAL DIRECT	INDIRECT	COST	INDIRECT	TOTAL
K-3 BASIC	101				2	1		3		3	27	30
4-8 BASIC	102				2			2		2	24	27
BASIC					4	1		6		6	52	58
TOTAL FOR FEFP					4	1		6		6	52	58
FOOD SERVICE												
TRANSPORTATION												

THOSE COSTS REPORTED IN THE COLUMN TITLED -SCHOOL INDIRECT- ARE DERIVED FROM TWO SOURCES: A) EXPENDITURES RECORDED BY SCHOOL AND B) SCHOOL LEVEL EXPENDITURES CENTRALLY RECORDED. FUNCTIONALLY DISTRIBUTED, THESE COSTS ARE AS REPORTED BELOW.

6100 PUPIL PERSONNEL	6400 INSTR STAFF TRAINING	7700 CENTRAL SERVICES
6200 INSTRUCTIONAL MEDIA	7300 SCHOOL ADMINISTRATION	7900 OPERATION OF PLANT
6300 INSTR & CURR DEVLPMNT	7400 FACILITIES ACQ-CONSTR	8100 MAINTENANCE OF PLANT
		8200 ADMIN. TECH. SERVICES
		6500 INSTR. TECH. SERVICES

FUND- 6
 SCHL- 7004 OKALOOSA ON-LINE

----- PROGRAM -----		----- DIRECT -----							SCHOOL	SCHOOL	DISTRICT	
CATEGORY	NBR	SALARIES	BENEFITS	PURCHASED SERVICES	MATERIAL SUPPLIES	OTHER EXPENSES	CAPITAL OUTLAY	TOTAL DIRECT	INDIRECT	COST	INDIRECT	TOTAL
4-8 BASIC	102				1			2		2	17	19
9-12 BASIC	103				2	1		4		4	35	39
BASIC					4	1		6		6	52	58
TOTAL FOR FEFP					4	1		6		6	52	58
FOOD SERVICE												
TRANSPORTATION												

THOSE COSTS REPORTED IN THE COLUMN TITLED -SCHOOL INDIRECT- ARE DERIVED FROM TWO SOURCES: A) EXPENDITURES RECORDED BY SCHOOL AND B) SCHOOL LEVEL EXPENDITURES CENTRALLY RECORDED. FUNCTIONALLY DISTRIBUTED, THESE COSTS ARE AS REPORTED BELOW.

6100 PUPIL PERSONNEL	6400 INSTR STAFF TRAINING	7700 CENTRAL SERVICES
6200 INSTRUCTIONAL MEDIA	7300 SCHOOL ADMINISTRATION	7900 OPERATION OF PLANT
6300 INSTR & CURR DEVLPMNT	7400 FACILITIES ACQ-CONSTR	8100 MAINTENANCE OF PLANT
		8200 ADMIN. TECH. SERVICES
		6500 INSTR. TECH. SERVICES

FUND- 6
 SCHL- 9810 GULF COAST YOUTH ACADEMY

----- PROGRAM -----		----- DIRECT -----						TOTAL	SCHOOL	SCHOOL	DISTRICT	TOTAL
CATEGORY	NBR	SALARIES	BENEFITS	PURCHASED SERVICES	MATERIAL SUPPLIES	OTHER EXPENSES	CAPITAL OUTLAY	DIRECT	INDIRECT	COST	INDIRECT	
4-8 BASIC	102				8	3		12		12	100	112
9-12 BASIC	103				16	7		24		24	203	228
BASIC					24	11		36		36	304	340
4-8 BASIC W/ESE	112	37	12	130	138	27	405	751	8543	9294	425	9720
9-12 BASIC W/ES	113	121	39	417	442	87	1298	2406	27368	29775	1362	31138
ESE		158	51	547	580	115	1704	3158	35911	39070	1788	40858
VOCATIONAL, 6-12	300				3	1		4		4	39	43
VOCATIONAL PGM					3	1		4		4	39	43
TOTAL FOR FEFP		158	51	547	609	127	1704	3199	35911	39111	2131	41243

FOOD SERVICE
 TRANSPORTATION

THOSE COSTS REPORTED IN THE COLUMN TITLED -SCHOOL INDIRECT- ARE DERIVED FROM TWO SOURCES: A) EXPENDITURES RECORDED BY SCHOOL AND B) SCHOOL LEVEL EXPENDITURES CENTRALLY RECORDED. FUNCTIONALLY DISTRIBUTED, THESE COSTS ARE AS REPORTED BELOW.

6100 PUPIL PERSONNEL	6400 INSTR STAFF TRAINING	7700 CENTRAL SERVICES
6200 INSTRUCTIONAL MEDIA	7300 SCHOOL ADMINISTRATION	7900 OPERATION OF PLANT
6300 INSTR & CURR DEVLPMNT	35911 7400 FACILITIES ACQ-CONSTR	8100 MAINTENANCE OF PLANT
		8200 ADMIN. TECH. SERVICES
		6500 INSTR. TECH. SERVICES

FUND- 6
 SCHL- 9811 OKALOOSA YOUTH DEVELOPMENT CTR

----- PROGRAM -----		----- DIRECT -----						SCHOOL	SCHOOL	DISTRICT		
CATEGORY	NBR	SALARIES	BENEFITS	PURCHASED SERVICES	MATERIAL SUPPLIES	OTHER EXPENSES	CAPITAL OUTLAY	TOTAL DIRECT	INDIRECT	COST	INDIRECT	TOTAL
4-8 BASIC	102				4	1		5		5	49	55
9-12 BASIC	103				9	4		13		13	114	128
BASIC					13	6		19		19	163	183
4-8 BASIC W/ESE	112				3	1		4		4	40	45
9-12 BASIC W/ES	113				4	2		6		6	54	61
ESE					7	3		11		11	95	106
VOCATIONAL, 6-12	300				1			1		1	13	15
VOCATIONAL PGM					1			1		1	13	15
TOTAL FOR FEFP					22	10		32		32	273	306

FOOD SERVICE
 TRANSPORTATION

THOSE COSTS REPORTED IN THE COLUMN TITLED -SCHOOL INDIRECT- ARE DERIVED FROM TWO SOURCES: A) EXPENDITURES RECORDED BY SCHOOL AND B) SCHOOL LEVEL EXPENDITURES CENTRALLY RECORDED. FUNCTIONALLY DISTRIBUTED, THESE COSTS ARE AS REPORTED BELOW.

6100 PUPIL PERSONNEL	6400 INSTR STAFF TRAINING	7700 CENTRAL SERVICES
6200 INSTRUCTIONAL MEDIA	7300 SCHOOL ADMINISTRATION	7900 OPERATION OF PLANT
6300 INSTR & CURR DEVLPMNT	7400 FACILITIES ACQ-CONSTR	8100 MAINTENANCE OF PLANT
		8200 ADMIN. TECH. SERVICES
		6500 INSTR. TECH. SERVICES

FUND- 6
 SCHL- 9812 OKALOOSA YOUTH ACADEMY

----- PROGRAM -----		----- DIRECT -----						TOTAL	SCHOOL	SCHOOL	DISTRICT	TOTAL
CATEGORY	NBR	SALARIES	BENEFITS	PURCHASED SERVICES	MATERIAL SUPPLIES	OTHER EXPENSES	CAPITAL OUTLAY	DIRECT	INDIRECT	COST	INDIRECT	
4-8 BASIC	102				6	3		9		9	82	92
9-12 BASIC	103				8	3		11		11	99	111
BASIC					14	6		21		21	182	204
4-8 BASIC W/ESE	112	47	15	162	172	34	506	939	12001	12940	531	13472
9-12 BASIC W/ES	113	105	34	363	385	76	1132	2098	26818	28917	1188	30105
ESE		152	49	526	558	110	1638	3037	38819	41857	1719	43577
VOCATIONAL, 6-12	300				7	3		10		10	90	100
VOCATIONAL PGM					7	3		10		10	90	100
TOTAL FOR FEFP		152	49	526	580	120	1638	3069	38819	41889	1992	43882

FOOD SERVICE
 TRANSPORTATION

THOSE COSTS REPORTED IN THE COLUMN TITLED -SCHOOL INDIRECT- ARE DERIVED FROM TWO SOURCES: A) EXPENDITURES RECORDED BY SCHOOL AND B) SCHOOL LEVEL EXPENDITURES CENTRALLY RECORDED. FUNCTIONALLY DISTRIBUTED, THESE COSTS ARE AS REPORTED BELOW.

6100 PUPIL PERSONNEL	6400 INSTR STAFF TRAINING	7700 CENTRAL SERVICES
6200 INSTRUCTIONAL MEDIA	7300 SCHOOL ADMINISTRATION	7900 OPERATION OF PLANT
6300 INSTR & CURR DEVLPMNT	38819 7400 FACILITIES ACQ-CONSTR	8100 MAINTENANCE OF PLANT
		8200 ADMIN. TECH. SERVICES
		6500 INSTR. TECH. SERVICES

FUND- 6
 SCHL- 9813 OKALOOSA REGIONAL DETENTION CT

----- PROGRAM -----		----- DIRECT -----							SCHOOL	SCHOOL	DISTRICT	
CATEGORY	NBR	SALARIES	BENEFITS	PURCHASED SERVICES	MATERIAL SUPPLIES	OTHER EXPENSES	CAPITAL OUTLAY	TOTAL DIRECT	INDIRECT	COST	INDIRECT	TOTAL
4-8 BASIC	102				1			2		2	21	24
9-12 BASIC	103				7	3		10		10	87	97
BASIC					8	4		13		13	109	122
4-8 BASIC W/ESE	112	8	2	30	32	6	94	174	14039	14214	98	14312
9-12 BASIC W/ES	113	11	3	40	42	8	126	233	18794	19027	132	19160
ESE		20	6	70	75	14	220	407	32833	33241	231	33473
TOTAL FOR FEFP		20	6	70	84	18	220	421	32833	33255	340	33595

FOOD SERVICE
 TRANSPORTATION

THOSE COSTS REPORTED IN THE COLUMN TITLED -SCHOOL INDIRECT- ARE DERIVED FROM TWO SOURCES: A) EXPENDITURES RECORDED BY SCHOOL AND B) SCHOOL LEVEL EXPENDITURES CENTRALLY RECORDED. FUNCTIONALLY DISTRIBUTED, THESE COSTS ARE AS REPORTED BELOW.

6100 PUPIL PERSONNEL	6400 INSTR STAFF TRAINING	7700 CENTRAL SERVICES
6200 INSTRUCTIONAL MEDIA	7300 SCHOOL ADMINISTRATION	7900 OPERATION OF PLANT
6300 INSTR & CURR DEVLPMNT	32833 7400 FACILITIES ACQ-CONSTR	8100 MAINTENANCE OF PLANT
		8200 ADMIN. TECH. SERVICES
		6500 INSTR. TECH. SERVICES

FUND- 6
 SCHL- 9814 ADOLESCENT SUBSTANCE ABUSE PRG

----- PROGRAM -----		----- DIRECT -----							SCHOOL	SCHOOL	DISTRICT	TOTAL
CATEGORY	NBR	SALARIES	BENEFITS	PURCHASED SERVICES	MATERIAL SUPPLIES	OTHER EXPENSES	CAPITAL OUTLAY	TOTAL DIRECT	INDIRECT	COST	INDIRECT	TOTAL
4-8 BASIC	102				2	1		3		3	28	31
9-12 BASIC	103				15	7		22		22	187	209
BASIC					17	8		25		25	215	241
4-8 BASIC W/ESE	112	2		7	8	1	24	45	1253	1299	25	1325
9-12 BASIC W/ES	113	50	16	172	183	36	537	995	27198	28193	563	28757
ESE		52	17	180	191	37	561	1041	28451	29493	589	30082
VOCATIONAL, 6-12	300										6	6
VOCATIONAL PGM											6	6
TOTAL FOR FEFP		52	17	180	209	46	561	1067	28451	29519	811	30330
FOOD SERVICE												
TRANSPORTATION												

THOSE COSTS REPORTED IN THE COLUMN TITLED -SCHOOL INDIRECT- ARE DERIVED FROM TWO SOURCES: A) EXPENDITURES RECORDED BY SCHOOL AND B) SCHOOL LEVEL EXPENDITURES CENTRALLY RECORDED. FUNCTIONALLY DISTRIBUTED, THESE COSTS ARE AS REPORTED BELOW.

6100 PUPIL PERSONNEL	6400 INSTR STAFF TRAINING	7700 CENTRAL SERVICES
6200 INSTRUCTIONAL MEDIA	7300 SCHOOL ADMINISTRATION	7900 OPERATION OF PLANT
6300 INSTR & CURR DEVLPMNT	28451 7400 FACILITIES ACQ-CONSTR	8100 MAINTENANCE OF PLANT
		8200 ADMIN. TECH. SERVICES
		6500 INSTR. TECH. SERVICES

FUND- 6
 SCHL- 9815 EMERALD COAST MARINE INSTITUTE

----- PROGRAM -----		----- DIRECT -----							SCHOOL	SCHOOL	DISTRICT	TOTAL
CATEGORY	NBR	SALARIES	BENEFITS	PURCHASED SERVICES	MATERIAL SUPPLIES	OTHER EXPENSES	CAPITAL OUTLAY	TOTAL DIRECT	INDIRECT	COST	INDIRECT	TOTAL
4-8 BASIC	102										7	7
9-12 BASIC	103				2	1		3		3	29	32
BASIC					3	1		4		4	36	40
4-8 BASIC W/ESE 112											3	3
9-12 BASIC W/ES 113					1			1		1	12	13
ESE					1			1		1	15	17
TOTAL FOR FEFP					4	1		6		6	52	58

FOOD SERVICE
 TRANSPORTATION

THOSE COSTS REPORTED IN THE COLUMN TITLED -SCHOOL INDIRECT- ARE DERIVED FROM TWO SOURCES: A) EXPENDITURES RECORDED BY SCHOOL AND B) SCHOOL LEVEL EXPENDITURES CENTRALLY RECORDED. FUNCTIONALLY DISTRIBUTED, THESE COSTS ARE AS REPORTED BELOW.

- | | | |
|----------------------------|----------------------------|----------------------------|
| 6100 PUPIL PERSONNEL | 6400 INSTR STAFF TRAINING | 7700 CENTRAL SERVICES |
| 6200 INSTRUCTIONAL MEDIA | 7300 SCHOOL ADMINISTRATION | 7900 OPERATION OF PLANT |
| 6300 INSTR & CURR DEVLPMNT | 7400 FACILITIES ACQ-CONSTR | 8100 MAINTENANCE OF PLANT |
| | | 8200 ADMIN. TECH. SERVICES |
| | | 6500 INSTR. TECH. SERVICES |

FUND- 6
 SCHL- 9817 MILTON GIRLS JUVENILE RESIDENT

----- PROGRAM -----		----- DIRECT -----							SCHOOL	SCHOOL	DISTRICT	TOTAL
CATEGORY	NBR	SALARIES	BENEFITS	PURCHASED SERVICES	MATERIAL SUPPLIES	OTHER EXPENSES	CAPITAL OUTLAY	TOTAL DIRECT	INDIRECT	COST	INDIRECT	TOTAL
4-8 BASIC	102				4	1		6		6	52	58
9-12 BASIC	103				11	5		16		16	134	150
BASIC					15	7		22		22	187	209
4-8 BASIC W/ESE	112	41	13	144	153	30	450	834	9891	10726	472	11199
9-12 BASIC W/ES	113	61	20	212	224	44	660	1223	14496	15719	692	16412
ESE		103	33	356	378	74	1110	2058	24387	26446	1165	27611
VOCATIONAL, 6-12	300				1			1		1	14	16
VOCATIONAL PGM					1			1		1	14	16
TOTAL FOR FEFP		103	33	356	395	82	1110	2082	24387	26470	1366	27837

FOOD SERVICE
 TRANSPORTATION

THOSE COSTS REPORTED IN THE COLUMN TITLED -SCHOOL INDIRECT- ARE DERIVED FROM TWO SOURCES: A) EXPENDITURES RECORDED BY SCHOOL AND B) SCHOOL LEVEL EXPENDITURES CENTRALLY RECORDED. FUNCTIONALLY DISTRIBUTED, THESE COSTS ARE AS REPORTED BELOW.

6100 PUPIL PERSONNEL	6400 INSTR STAFF TRAINING	7700 CENTRAL SERVICES
6200 INSTRUCTIONAL MEDIA	7300 SCHOOL ADMINISTRATION	7900 OPERATION OF PLANT
6300 INSTR & CURR DEVLPMNT	24387 7400 FACILITIES ACQ-CONSTR	8100 MAINTENANCE OF PLANT
		8200 ADMIN. TECH. SERVICES
		6500 INSTR. TECH. SERVICES

FUND- 6
 SCHL- 9818 N. W. FLORIDA BALLET ACADEMIE

PROGRAM CATEGORY	NBR	DIRECT					TOTAL DIRECT	SCHOOL INDIRECT	SCHOOL COST	DISTRICT INDIRECT	TOTAL
		SALARIES	BENEFITS	PURCHASED SERVICES	MATERIAL SUPPLIES	OTHER EXPENSES					
K-3 BASIC	101				7	3	10		10	91	102
4-8 BASIC	102				18	8	27		27	227	254
BASIC					26	11	38		38	319	357
ESOL	130									3	3
ESOL										3	3
PK-3 BASIC W/ES 111					1		2		2	17	19
4-8 BASIC W/ESE 112										2	2
ESE					1		2		2	19	22
TOTAL FOR FEFP					28	12	40		40	342	383
FOOD SERVICE											
TRANSPORTATION											

THOSE COSTS REPORTED IN THE COLUMN TITLED -SCHOOL INDIRECT- ARE DERIVED FROM TWO SOURCES: A) EXPENDITURES RECORDED BY SCHOOL AND B) SCHOOL LEVEL EXPENDITURES CENTRALLY RECORDED. FUNCTIONALLY DISTRIBUTED, THESE COSTS ARE AS REPORTED BELOW.

6100 PUPIL PERSONNEL	6400 INSTR STAFF TRAINING	7700 CENTRAL SERVICES
6200 INSTRUCTIONAL MEDIA	7300 SCHOOL ADMINISTRATION	7900 OPERATION OF PLANT
6300 INSTR & CURR DEVLPMNT	7400 FACILITIES ACQ-CONSTR	8100 MAINTENANCE OF PLANT
		8200 ADMIN. TECH. SERVICES
		6500 INSTR. TECH. SERVICES

FUND- 6
 SCHL- 9819 TEACHING ADJUDICATED YOUTH FAC

----- PROGRAM -----		----- DIRECT -----							SCHOOL	SCHOOL	DISTRICT	
CATEGORY	NBR	SALARIES	BENEFITS	PURCHASED SERVICES	MATERIAL SUPPLIES	OTHER EXPENSES	CAPITAL OUTLAY	TOTAL DIRECT	INDIRECT	COST	INDIRECT	TOTAL
9-12 BASIC	103				2	1		4		4	33	37
BASIC					2	1		4		4	33	37
9-12 BASIC W/ES 113					1			2		2	21	24
ESE					1			2		2	21	24
TOTAL FOR FEFP					4	2		6		6	55	61

FOOD SERVICE
 TRANSPORTATION

THOSE COSTS REPORTED IN THE COLUMN TITLED -SCHOOL INDIRECT- ARE DERIVED FROM TWO SOURCES: A) EXPENDITURES RECORDED BY SCHOOL AND B) SCHOOL LEVEL EXPENDITURES CENTRALLY RECORDED. FUNCTIONALLY DISTRIBUTED, THESE COSTS ARE AS REPORTED BELOW.

- | | | |
|----------------------------|----------------------------|----------------------------|
| 6100 PUPIL PERSONNEL | 6400 INSTR STAFF TRAINING | 7700 CENTRAL SERVICES |
| 6200 INSTRUCTIONAL MEDIA | 7300 SCHOOL ADMINISTRATION | 7900 OPERATION OF PLANT |
| 6300 INSTR & CURR DEVLPMNT | 7400 FACILITIES ACQ-CONSTR | 8100 MAINTENANCE OF PLANT |
| | | 8200 ADMIN. TECH. SERVICES |
| | | 6500 INSTR. TECH. SERVICES |

FUND- 6
 SCHL- 9820 OKALOOSA BLENDED SCHOOLS

----- PROGRAM -----		----- DIRECT -----							SCHOOL	SCHOOL	DISTRICT	
CATEGORY	NBR	SALARIES	BENEFITS	PURCHASED SERVICES	MATERIAL SUPPLIES	OTHER EXPENSES	CAPITAL OUTLAY	TOTAL DIRECT	INDIRECT	COST	INDIRECT	TOTAL
K-3 BASIC	101				3	1		4		4	39	44
4-8 BASIC	102				3	1		4		4	37	41
BASIC					6	2		9		9	76	86
PK-3 BASIC W/ES 111											3	3
ESE											3	3
TOTAL FOR FEFP					6	3		9		9	80	89
FOOD SERVICE												
TRANSPORTATION												

THOSE COSTS REPORTED IN THE COLUMN TITLED -SCHOOL INDIRECT- ARE DERIVED FROM TWO SOURCES: A) EXPENDITURES RECORDED BY SCHOOL AND B) SCHOOL LEVEL EXPENDITURES CENTRALLY RECORDED. FUNCTIONALLY DISTRIBUTED, THESE COSTS ARE AS REPORTED BELOW.

- | | | |
|----------------------------|----------------------------|----------------------------|
| 6100 PUPIL PERSONNEL | 6400 INSTR STAFF TRAINING | 7700 CENTRAL SERVICES |
| 6200 INSTRUCTIONAL MEDIA | 7300 SCHOOL ADMINISTRATION | 7900 OPERATION OF PLANT |
| 6300 INSTR & CURR DEVLPMNT | 7400 FACILITIES ACQ-CONSTR | 8100 MAINTENANCE OF PLANT |
| | | 8200 ADMIN. TECH. SERVICES |
| | | 6500 INSTR. TECH. SERVICES |

School District of Okaloosa County



EXHIBIT K-14

Schedule 3, School Program Cost Report
ARRA - Other Stimulus Funds

For the Fiscal Year Ended June 30, 2010

FUND- 7
 SCHL- 0281 WRIGHT ELEMENTARY

----- PROGRAM -----		----- DIRECT -----						SCHOOL	SCHOOL	DISTRICT	TOTAL
CATEGORY	NBR	SALARIES	BENEFITS	PURCHASED SERVICES	MATERIAL SUPPLIES	OTHER EXPENSES	CAPITAL OUTLAY	TOTAL DIRECT	INDIRECT	COST	INDIRECT
K-3 BASIC	101										
4-8 BASIC	102										
BASIC											
ESOL	130										
ESOL											
PK-3 BASIC W/ES	111										
4-8 BASIC W/ESE	112										
ESE LEVEL 4	254										
ESE											
TOTAL FOR FEFP											
FOOD SERVICE									23354		
TRANSPORTATION											

THOSE COSTS REPORTED IN THE COLUMN TITLED -SCHOOL INDIRECT- ARE DERIVED FROM TWO SOURCES: A) EXPENDITURES RECORDED BY SCHOOL AND B) SCHOOL LEVEL EXPENDITURES CENTRALLY RECORDED. FUNCTIONALLY DISTRIBUTED, THESE COSTS ARE AS REPORTED BELOW.

- | | | |
|----------------------------|----------------------------|----------------------------|
| 6100 PUPIL PERSONNEL | 6400 INSTR STAFF TRAINING | 7700 CENTRAL SERVICES |
| 6200 INSTRUCTIONAL MEDIA | 7300 SCHOOL ADMINISTRATION | 7900 OPERATION OF PLANT |
| 6300 INSTR & CURR DEVLPMNT | 7400 FACILITIES ACQ-CONSTR | 8100 MAINTENANCE OF PLANT |
| | | 8200 ADMIN. TECH. SERVICES |
| | | 6500 INSTR. TECH. SERVICES |

FUND- 7
 SCHL- 0541 ELLIOTT POINT ELEMENTARY

----- PROGRAM -----		----- DIRECT -----						SCHOOL	SCHOOL	DISTRICT	TOTAL
CATEGORY	NBR	SALARIES	BENEFITS	PURCHASED SERVICES	MATERIAL SUPPLIES	OTHER EXPENSES	CAPITAL OUTLAY	TOTAL DIRECT	INDIRECT	COST	INDIRECT
K-3 BASIC	101										
4-8 BASIC	102										
BASIC											
ESOL	130										
ESOL											
PK-3 BASIC W/ES	111										
4-8 BASIC W/ESE	112										
ESE LEVEL 4	254										
ESE											
TOTAL FOR FEFP											
FOOD SERVICE									2999		
TRANSPORTATION											

THOSE COSTS REPORTED IN THE COLUMN TITLED -SCHOOL INDIRECT- ARE DERIVED FROM TWO SOURCES: A) EXPENDITURES RECORDED BY SCHOOL AND B) SCHOOL LEVEL EXPENDITURES CENTRALLY RECORDED. FUNCTIONALLY DISTRIBUTED, THESE COSTS ARE AS REPORTED BELOW.

- | | | |
|----------------------------|----------------------------|----------------------------|
| 6100 PUPIL PERSONNEL | 6400 INSTR STAFF TRAINING | 7700 CENTRAL SERVICES |
| 6200 INSTRUCTIONAL MEDIA | 7300 SCHOOL ADMINISTRATION | 7900 OPERATION OF PLANT |
| 6300 INSTR & CURR DEVLPMNT | 7400 FACILITIES ACQ-CONSTR | 8100 MAINTENANCE OF PLANT |
| | | 8200 ADMIN. TECH. SERVICES |
| | | 6500 INSTR. TECH. SERVICES |

School District of Okaloosa County




EXHIBIT K-15

Schedule 4, District Aggregate Program Cost Report General Fund

For the Fiscal Year Ended June 30, 2010

FUND- 1
 SCHL- 0000 DISTRICT OKALOOSA

PROGRAM CATEGORY	NBR	DIRECT						TOTAL DIRECT	SCHOOL INDIRECT	SCHOOL COST	DISTRICT INDIRECT	TOTAL
		SALARIES	BENEFITS	PURCHASED SERVICES	MATERIAL SUPPLIES	OTHER EXPENSES	CAPITAL OUTLAY					
K-3 BASIC	101	21241718	5819317	1588888	693191	396292	93484	29832893	10313622	40146516	2043115	42189632
4-8 BASIC	102	23651819	6495036	2006654	919060	433566	83861	33589999	13990742	47580741	2308142	49888884
9-12 BASIC	103	18834059	5203472	1867938	931505	353108	105036	27295120	10489366	37784487	1810970	39595458
BASIC		63727597	17517826	5463482	2543757	1182967	282382	90718013	34793732	125511746	6162229	131673975
ESOL	130	1225502	341252	97721	39101	22384	4931	1730894	645006	2375900	119992	2495893
ESOL		1225502	341252	97721	39101	22384	4931	1730894	645006	2375900	119992	2495893
PK-3 BASIC W/ES	111	6221202	1847540	486889	224673	130891	27608	8938805	3504265	12443071	666205	13109276
4-8 BASIC W/ESE	112	7815400	2241235	656707	311822	151880	27120	11204166	4754302	15958468	803560	16762029
9-12 BASIC W/ES	113	4511566	1268526	508409	232393	90334	28768	6640000	2451182	9091182	455041	9546224
ESE LEVEL 4	254	1424600	451627	94334	54195	42705	4818	2072282	835028	2907310	157508	3064819
ESE LEVEL 5	255	969011	331191	57331	40045	33796	3968	1435345	625510	2060855	115403	2176259
ESE		20941782	6140121	1803672	863131	449608	92283	30290599	12170289	42460889	2197719	44658608
VOCATIONAL, 6-12	300	2149770	558270	212618	105467	49461	11964	3087553	1118138	4205692	206353	4412045
VOCATIONAL PGM		2149770	558270	212618	105467	49461	11964	3087553	1118138	4205692	206353	4412045
AGRISCIENCE & N	351	76974	22415	9391	3599	4150	424	116955	66885	183840	6100	189941
BUSINESS EDUCAT	352	91341	27787	11641	4462	5145	525	140904	82915	223820	7563	231383
FAMILY AND CONS	353	20794	9262	3880	1487	1715	175	37315	27638	64953	2521	67474
HEALTH SCIENCE	354	218706	79658	33373	12791	14751	1507	360788	237690	598478	21681	620159
INDUSTRIAL	355	495562	196312	82245	31523	36353	3714	845710	585769	1431479	53431	1484911
ADULT PGM		903378	335436	140531	53863	62117	6346	1501674	1000898	2502573	91297	2593870
TOTAL FOR FEFP		88948032	24892908	7718027	3605320	1766538	397907	127328735	49728066	177056801	8777592	185834394
FOOD SERVICE									34610		87753	
TRANSPORTATION									10434345		237039	

DISTRICT INDIRECT COSTS ARE FUNCTIONALLY DISTRIBUTED AS REPORTED BELOW.

6100 PUPIL PERSONNEL	313835	7100 BOARD OF EDUCATION	1445864	7700 CENTRAL SERVICES	1096984
6200 INSTRUCTIONAL MEDIA	35819	7200 GENERAL ADMINISTRATIO	396448	7900 OPERATION OF PLANT	950893
6300 INSTR & CURR DEVLPMNT	972517	7400 FACILITIES ACQ-CONSTR	176771	8100 MAINTENANCE OF PLANT	502955
6400 INSTR STAFF TRAINING	98426	7500 FISCAL SERVICES	1615269	8200 ADMIN. TECH. SERVICES	1112359
				6500 INSTR. TECH. SERVICES	59446

-----RECONCILIATION TO ANNUAL FINANCIAL REPORT-----									
RECREAT & ENRICHMNT	OTHER	NON-PGM CAPITAL	COMMUNITY SERVICE	DEBT SERVICE	FEDERAL INDIRECT	CHARTER SCHOOLS	TOTAL REPORTED	AFR TOTAL	ROUNDING / DIFFERENCE
	418803	53909	1364401			8617921	207083179	207083230	51

School District of Okaloosa County




EXHIBIT K-15

Schedule 4, District Aggregate Program Cost Report Special Revenue Funds

For the Fiscal Year Ended June 30, 2010

FUND- 4
 SCHL- 0000 DISTRICT OKALOOSA

----- PROGRAM -----		----- DIRECT -----										
CATEGORY	NBR	SALARIES	BENEFITS	PURCHASED SERVICES	MATERIAL SUPPLIES	OTHER EXPENSES	CAPITAL OUTLAY	TOTAL DIRECT	SCHOOL INDIRECT	SCHOOL COST	DISTRICT INDIRECT	TOTAL
K-3 BASIC	101	1294769	245583	475859	142067	7835	286985	2453099	369707	2822807	321810	3144617
4-8 BASIC	102	376553	123747	240019	72126	6744	148211	967403	155009	1122413	180672	1303085
9-12 BASIC	103	95655	20366	5740	11370	83689	34232	251054	3243	254298	48582	302880
BASIC		1766977	389697	721619	225564	98269	469429	3671558	527959	4199518	551064	4750583
ESOL	130	16453	14255	25021	7570	466	16349	80116	18627	98744	16625	115369
ESOL		16453	14255	25021	7570	466	16349	80116	18627	98744	16625	115369
PK-3 BASIC W/ES	111	888120	344684	147101	57708	25758	100714	1564087	498894	2062982	423974	2486957
4-8 BASIC W/ESE	112	1102655	365799	92963	42725	28169	73274	1705587	521946	2227534	432894	2660429
9-12 BASIC W/ES	113	262422	99409	5375	11511	74114	19202	472037	46897	518934	198993	717928
ESE LEVEL 4	254	363302	119167	12670	7209	3183	11438	516972	71096	588068	84895	672963
ESE LEVEL 5	255	190460	74707	2925	2808	2712	3138	276753	25271	302024	56547	358572
ESE		2806961	1003768	261035	121964	133938	207769	4535438	1164105	5699544	1197305	6896850
VOCATIONAL, 6-12	300	9679	3172	340	2112	101479	5954	122739	1697	124437	9462	133899
VOCATIONAL PGM		9679	3172	340	2112	101479	5954	122739	1697	124437	9462	133899
AGRISCIENCE & N	351	14	2	22	128	27519	323	28010	377	28388	623	29012
BUSINESS EDUCAT	352	17	2	27	159	34115	400	34723	468	35192	773	35965
FAMILY AND CONS	353	5		9	53	11371	133	11574	156	11730	257	11988
HEALTH SCIENCE	354	50	7	79	457	97797	1148	99541	1343	100884	2216	103100
INDUSTRIAL	355	124	18	196	1127	241014	2829	245311	3309	248621	5461	254083
ADULT PGM		212	32	336	1927	411819	4835	419162	5655	424817	9331	434149
TOTAL FOR FEFP		4600284	1410925	1008353	359139	745971	704339	8829015	1718045	10547061	1783790	12330852
FOOD SERVICE									7770323		906859	
TRANSPORTATION									10310		59902	

DISTRICT INDIRECT COSTS ARE FUNCTIONALLY DISTRIBUTED AS REPORTED BELOW.

6100 PUPIL PERSONNEL	561578	7100 BOARD OF EDUCATION	7700 CENTRAL SERVICES
6200 INSTRUCTIONAL MEDIA	15669	7200 GENERAL ADMINISTRATIO	7900 OPERATION OF PLANT
6300 INSTR & CURR DEVLPMNT	1131050	7400 FACILITIES ACQ-CONSTR	8100 MAINTENANCE OF PLANT
6400 INSTR STAFF TRAINING	75491	7500 FISCAL SERVICES	8200 ADMIN. TECH. SERVICES
			6500 INSTR. TECH. SERVICES

-----RECONCILIATION TO ANNUAL FINANCIAL REPORT-----									
RECREAT & ENRICHMNT	OTHER	NON-PGM CAPITAL	COMMUNITY SERVICE	DEBT SERVICE	FEDERAL INDIRECT	CHARTER SCHOOLS	TOTAL REPORTED	AFR	ROUNDING / TOTAL DIFFERENCE
	481199	26355			557254		22143057	22143080	23

School District of Okaloosa County




EXHIBIT K-15

Schedule 4, District Aggregate Program Cost Report
ARRA - Stabilization Funds

For the Fiscal Year Ended June 30, 2010

FUND- 5
 SCHL- 0000 DISTRICT OKALOOSA

----- PROGRAM -----		----- DIRECT -----										
CATEGORY	NBR	SALARIES	BENEFITS	PURCHASED SERVICES	MATERIAL SUPPLIES	OTHER EXPENSES	CAPITAL OUTLAY	TOTAL DIRECT	SCHOOL INDIRECT	SCHOOL COST	DISTRICT INDIRECT	TOTAL
K-3 BASIC	101	1015334	241326	905	5172		19515	1282253	537372	1819626	472890	2292517
4-8 BASIC	102	1094132	266712	975	5639		24964	1392425	648122	2040547	509291	2549838
9-12 BASIC	103	1001008	275432	763	4409		16427	1298041	240282	1538323	398639	1936962
BASIC		3110475	783471	2643	15221		60907	3972720	1425777	5398497	1380821	6779318
ESOL	130	90980	14923	52	298		1126	107381	30080	137462	27324	164787
ESOL		90980	14923	52	298		1126	107381	30080	137462	27324	164787
PK-3 BASIC W/ES	111	250204	86869	288	1648		30668	369679	175541	545221	150757	695978
4-8 BASIC W/ESE	112	259864	92327	339	1995		11555	366082	231064	597146	177425	774572
9-12 BASIC W/ES	113	262086	63737	191	1125		4709	331849	70994	402844	100248	503092
ESE LEVEL 4	254	185681	31743	66	380		65527	283399	37342	320741	34807	355549
ESE LEVEL 5	255	132468	36848	48	283		82341	251990	17004	268995	25490	294485
ESE		1090304	311525	935	5433		194802	1603001	531947	2134949	488728	2623678
VOCATIONAL, 6-12	300	71099	28603	87	498		1878	102166	38933	141100	45579	186680
VOCATIONAL PGM		71099	28603	87	498		1878	102166	38933	141100	45579	186680
AGRISCIENCE & N	351	30	1730		1274			3036		3036		3036
BUSINESS EDUCAT	352	38	2145		1580			3763		3763		3763
FAMILY AND CONS	353	12	715		526			1254		1254		1254
HEALTH SCIENCE	354	109	6150		4530			10790		10790		10790
INDUSTRIAL	355	100539	15157		11164			126861		126861		126861
ADULT PGM		100729	25899		19075			145705		145705		145705
TOTAL FOR FEFP		4463589	1164424	3718	40527		258713	5930975	2026739	7957715	1942455	9900170
FOOD SERVICE									19757			
TRANSPORTATION												

DISTRICT INDIRECT COSTS ARE FUNCTIONALLY DISTRIBUTED AS REPORTED BELOW.

6100 PUPIL PERSONNEL	97060	7100 BOARD OF EDUCATION	7700 CENTRAL SERVICES	1729208
6200 INSTRUCTIONAL MEDIA		7200 GENERAL ADMINISTRATIO	7900 OPERATION OF PLANT	
6300 INSTR & CURR DEVLPMNT	24939	7400 FACILITIES ACQ-CONSTR	8100 MAINTENANCE OF PLANT	
6400 INSTR STAFF TRAINING		7500 FISCAL SERVICES	8200 ADMIN. TECH. SERVICES	
			6500 INSTR. TECH. SERVICES	12359

-----RECONCILIATION TO ANNUAL FINANCIAL REPORT-----									
RECREAT & ENRICHMNT	OTHER	NON-PGM CAPITAL	COMMUNITY SERVICE	DEBT SERVICE	FEDERAL INDIRECT	CHARTER SCHOOLS	TOTAL REPORTED	AFR TOTAL	ROUNDING / DIFFERENCE
					315669	24664	10260261	10260275	14

School District of Okaloosa County




EXHIBIT K-15

Schedule 4, District Aggregate Program Cost Report
ARRA - Targeted Funds

For the Fiscal Year Ended June 30, 2010

FUND- 6
 SCHL- 0000 DISTRICT OKALOOSA

----- PROGRAM -----		----- DIRECT -----										
-----	-----											
CATEGORY	NBR	SALARIES	BENEFITS	PURCHASED SERVICES	MATERIAL SUPPLIES	OTHER EXPENSES	CAPITAL OUTLAY	TOTAL DIRECT	SCHOOL INDIRECT	SCHOOL COST	DISTRICT INDIRECT	TOTAL
K-3 BASIC	101	83460	24371	15829	51690	834	63972	240158	12129	252288	235514	487802
4-8 BASIC	102	194136	60217	13915	80889	11592	81469	442221	18456	460677	252915	713593
9-12 BASIC	103				1546	705		2251		2251	18833	21084
BASIC		277597	84589	29744	134126	13131	145442	684631	30585	715217	507263	1222481
ESOL	130	12102	2733	476	3560	397	4102	23371	496	23867	14401	38269
ESOL		12102	2733	476	3560	397	4102	23371	496	23867	14401	38269
PK-3 BASIC W/ES	111	848188	205338	245944	33961	3419	72398	1409251	17552	1426803	123490	1550293
4-8 BASIC W/ESE	112	483627	154411	176238	48481	8775	86963	958497	93922	1052420	144215	1196636
9-12 BASIC W/ES	113	66533	21144	27159	11326	2246	33212	161622	356411	518033	34942	552976
ESE LEVEL 4	254	181313	38670	58743	6134	838	14069	299770	3835	303606	21023	324630
ESE LEVEL 5	255	140948	24783	44070	3677	701	9196	223377	9425	232803	11609	244412
ESE		1720611	444349	552156	103581	15981	215840	3052519	481148	3533668	335281	3868949
VOCATIONAL, 6-12	300				168	76		245		245	2054	2299
VOCATIONAL PGM					168	76		245		245	2054	2299
TOTAL FOR FEFP		2010310	531671	582376	241436	29586	365384	3760768	512230	4272999	859000	5132000

FOOD SERVICE
 TRANSPORTATION

DISTRICT INDIRECT COSTS ARE FUNCTIONALLY DISTRIBUTED AS REPORTED BELOW.

6100 PUPIL PERSONNEL	76425	7100 BOARD OF EDUCATION	7700 CENTRAL SERVICES
6200 INSTRUCTIONAL MEDIA		7200 GENERAL ADMINISTRATIO	7900 OPERATION OF PLANT
6300 INSTR & CURR DEVLPMNT	601229	7400 FACILITIES ACQ-CONSTR	8100 MAINTENANCE OF PLANT
6400 INSTR STAFF TRAINING	181344	7500 FISCAL SERVICES	8200 ADMIN. TECH. SERVICES
			6500 INSTR. TECH. SERVICES

-----RECONCILIATION TO ANNUAL FINANCIAL REPORT-----									
RECREAT & ENRICHMNT	OTHER	NON-PGM CAPITAL	COMMUNITY SERVICE	DEBT SERVICE	FEDERAL INDIRECT	CHARTER SCHOOLS	TOTAL REPORTED	AFR ROUNDING / TOTAL DIFFERENCE	
					163211		5295211	5295215	4

School District of Okaloosa County



EXHIBIT K-15

Schedule 4, District Aggregate Program Cost Report
ARRA - Other Stimulus Funds

For the Fiscal Year Ended June 30, 2010

FUND- 7
 SCHL- 0000 DISTRICT OKALOOSA

----- PROGRAM -----		----- DIRECT -----							SCHOOL	SCHOOL	DISTRICT	TOTAL
CATEGORY	NBR	SALARIES	BENEFITS	PURCHASED SERVICES	MATERIAL SUPPLIES	OTHER EXPENSES	CAPITAL OUTLAY	TOTAL DIRECT	INDIRECT	COST	INDIRECT	TOTAL
K-3 BASIC	101											
4-8 BASIC	102											
BASIC												
ESOL	130											
ESOL												
PK-3 BASIC W/ES	111											
4-8 BASIC W/ESE	112											
ESE LEVEL 4	254											
ESE												
TOTAL FOR FEFP												
FOOD SERVICE									26354			
TRANSPORTATION												

DISTRICT INDIRECT COSTS ARE FUNCTIONALLY DISTRIBUTED AS REPORTED BELOW.

6100 PUPIL PERSONNEL	7100 BOARD OF EDUCATION	7700 CENTRAL SERVICES
6200 INSTRUCTIONAL MEDIA	7200 GENERAL ADMINISTRATIO	7900 OPERATION OF PLANT
6300 INSTR & CURR DEVLPMNT	7400 FACILITIES ACQ-CONSTR	8100 MAINTENANCE OF PLANT
6400 INSTR STAFF TRAINING	7500 FISCAL SERVICES	8200 ADMIN. TECH. SERVICES
		6500 INSTR. TECH. SERVICES

-----RECONCILIATION TO ANNUAL FINANCIAL REPORT-----									
RECREAT & ENRICHMNT	OTHER	NON-PGM CAPITAL	COMMUNITY SERVICE	DEBT SERVICE	FEDERAL INDIRECT	CHARTER SCHOOLS	TOTAL REPORTED	AFR TOTAL	ROUNDING / DIFFERENCE
							26354	26355	1