

School District of Okaloosa County





EXHIBIT K-14

Schedule 3, School Program Cost Report
General Fund / Special Revenue Funds

EXHIBIT K-15

Schedule 4, District Aggregate Program Cost Report
General Fund / Special Revenue Funds

For the Fiscal Year Ended June 30, 2009
Revised October 26, 2009



**School District of Okaloosa County
PROGRAM COST REPORT
For the Fiscal Year Ended June 30, 2009**

Revised October 26, 2009

Table of Contents

I.	Exhibit K-14: Schedule 3, School Program Cost Report General Fund.....	1-52
II.	Exhibit K-14: Schedule 3, School Program Cost Report Special Revenue Funds	53-101
III.	Exhibit K-15: Schedule 4, District Aggregate Program Cost Report General Fund.....	102-103
IV.	Exhibit K-15: Schedule 4, District Aggregate Program Cost Report Special Revenue Funds	104-105

School District of Okaloosa County




EXHIBIT K-14

Schedule 3, School Program Cost Report **General Fund**

For the Fiscal Year Ended June 30, 2009
Revised October 26, 2009

FUND- 1
 SCHL- 0031 EDWINS ELEMENTARY SCHOOL

PROGRAM CATEGORY	NBR	DIRECT						TOTAL DIRECT	SCHOOL INDIRECT	SCHOOL COST	DISTRICT INDIRECT	TOTAL
		SALARIES	BENEFITS	PURCHASED SERVICES	MATERIAL SUPPLIES	OTHER EXPENSES	CAPITAL OUTLAY					
K-3 BASIC	101	780483	240858	68204	49405	15514	6898	1161365	369921	1531286	84674	1615960
4-8 BASIC	102	337164	102018	28889	20926	6571	2921	498491	170359	668851	37267	706118
BASIC		1117648	342876	97093	70331	22085	9820	1659856	540280	2200137	121941	2322079
ESOL	130	75601	22028	6237	4518	1418	630	110436	34233	144669	7785	152454
ESOL		75601	22028	6237	4518	1418	630	110436	34233	144669	7785	152454
PK-3 BASIC W/ES	111	299293	95976	27178	19686	6182	2748	451065	155082	606148	34528	640676
4-8 BASIC W/ESE	112	123971	33821	9577	6937	2178	968	177455	56626	234082	12370	246452
ESE LEVEL 4	254	19888	7192	2036	1475	463	206	31262	12089	43352	2635	45987
ESE LEVEL 5	255	1201	349	98	71	22	10	1753	587	2340	128	2468
ESE		444354	137339	38891	28171	8846	3933	661536	224386	885923	49662	935585
TOTAL FOR FEFP		1637603	502244	142222	103021	32351	14385	2431829	798900	3230730	179389	3410119
FOOD SERVICE									1065		831	
TRANSPORTATION									174160		1652	

THOSE COSTS REPORTED IN THE COLUMN TITLED -SCHOOL INDIRECT- ARE DERIVED FROM TWO SOURCES: A) EXPENDITURES RECORDED BY SCHOOL AND B) SCHOOL LEVEL EXPENDITURES CENTRALLY RECORDED. FUNCTIONALLY DISTRIBUTED, THESE COSTS ARE AS REPORTED BELOW.

6100 PUPIL PERSONNEL	139913	6400 INSTR STAFF TRAINING	2939	7700 CENTRAL SERVICES	31941
6200 INSTRUCTIONAL MEDIA	37826	7300 SCHOOL ADMINISTRATION	228069	7900 OPERATION OF PLANT	181731
6300 INSTR & CURR DEVLPMNT	36565	7400 FACILITIES ACQ-CONSTR	39	8100 MAINTENANCE OF PLANT	96396
				8200 ADMIN. TECH. SERVICES	34549
				6500 INSTR. TECH. SERVICES	8927

FUND- 1
 SCHL- 0041 BAKER SCHOOL

PROGRAM		DIRECT											
PROGRAM	CATEGORY	NBR	SALARIES	BENEFITS	PURCHASED SERVICES	MATERIAL SUPPLIES	OTHER EXPENSES	CAPITAL OUTLAY	TOTAL DIRECT	SCHOOL INDIRECT	SCHOOL COST	DISTRICT INDIRECT	TOTAL
K-3 BASIC	101	970334	269556	70037	38775	10205	894	1359804	428425	1788230	88514	1876745	
4-8 BASIC	102	1415948	398435	103523	57314	15084	1322	1991628	706290	2697918	136685	2834603	
9-12 BASIC	103	1257712	320579	83294	46114	12137	1063	1720902	568761	2289664	110015	2399679	
BASIC		3643995	988572	256855	142204	37426	3280	5072335	1703478	6775813	335214	7111028	
ESOL	130	3892	1290	335	185	48	4	5757	2193	7950	435	8385	
ESOL		3892	1290	335	185	48	4	5757	2193	7950	435	8385	
PK-3 BASIC W/ES	111	333630	82224	21363	11827	3112	272	452432	137028	589461	27508	616969	
4-8 BASIC W/ESE	112	299253	86561	22490	12451	3277	287	424322	153466	577789	29697	607486	
9-12 BASIC W/ES	113	252258	68139	17704	9801	2579	226	350709	120890	471599	23383	494983	
ESE LEVEL 4	254	21771	4679	1215	673	177	15	28532	8302	36834	1605	38440	
ESE LEVEL 5	255	1444	513	133	73	19	1	2185	910	3095	176	3271	
ESE		908358	242117	62908	34828	9166	803	1258182	420598	1678780	82370	1761151	
VOCATIONAL,6-12	300	103433	29911	7771	4302	1132	99	146650	53067	199717	10264	209981	
VOCATIONAL PGM		103433	29911	7771	4302	1132	99	146650	53067	199717	10264	209981	
TOTAL FOR FEFP		4659680	1261891	327870	181520	47774	4187	6482924	2179336	8662261	428285	9090546	
FOOD SERVICE									3038		2358		
TRANSPORTATION									494301		4688		

THOSE COSTS REPORTED IN THE COLUMN TITLED -SCHOOL INDIRECT- ARE DERIVED FROM TWO SOURCES: A) EXPENDITURES RECORDED BY SCHOOL AND B) SCHOOL LEVEL EXPENDITURES CENTRALLY RECORDED. FUNCTIONALLY DISTRIBUTED, THESE COSTS ARE AS REPORTED BELOW.

6100 PUPIL PERSONNEL	293658	6400 INSTR STAFF TRAINING	6915	7700 CENTRAL SERVICES	75158
6200 INSTRUCTIONAL MEDIA	82771	7300 SCHOOL ADMINISTRATION	570314	7900 OPERATION OF PLANT	557692
6300 INSTR & CURR DEVLPMNT	131861	7400 FACILITIES ACQ-CONSTR		8100 MAINTENANCE OF PLANT	357598
				8200 ADMIN. TECH. SERVICES	81295
				6500 INSTR. TECH. SERVICES	22071

FUND- 1
 SCHL- 0051 BOB SIKES ELEMENTARY SCHOOL

PROGRAM		DIRECT										
-----	-----			PURCHASED	MATERIAL	OTHER	CAPITAL	TOTAL	SCHOOL	SCHOOL	DISTRICT	
CATEGORY	NBR	SALARIES	BENEFITS	SERVICES	SUPPLIES	EXPENSES	OUTLAY	DIRECT	INDIRECT	COST	INDIRECT	TOTAL
K-3 BASIC	101	1010716	284513	87637	57385	21299	2958	1464511	471298	1935810	112270	2048081
4-8 BASIC	102	537500	166687	51344	33620	12478	1733	803365	304068	1107434	68439	1175873
BASIC		1548217	451201	138982	91006	33778	4692	2267877	775366	3043244	180710	3223955
ESOL	130	5006	1711	527	345	128	17	7737	2814	10551	673	11224
ESOL		5006	1711	527	345	128	17	7737	2814	10551	673	11224
PK-3 BASIC W/ES	111	337466	82838	25516	16708	6201	861	469592	144318	613911	33364	647276
4-8 BASIC W/ESE	112	282969	73008	22488	14725	5465	759	399417	133429	532846	30000	562846
ESE LEVEL 4	254	14850	3215	990	648	240	33	19979	5894	25874	1323	27197
ESE		635287	159062	48995	32082	11907	1654	888990	283642	1172632	64687	1237320
TOTAL FOR FEFP		2188511	611975	188505	123434	45814	6363	3164605	1061823	4226428	246071	4472500
FOOD SERVICE											1266	
TRANSPORTATION									262705		2516	

THOSE COSTS REPORTED IN THE COLUMN TITLED -SCHOOL INDIRECT- ARE DERIVED FROM TWO SOURCES: A) EXPENDITURES RECORDED BY SCHOOL AND B) SCHOOL LEVEL EXPENDITURES CENTRALLY RECORDED. FUNCTIONALLY DISTRIBUTED, THESE COSTS ARE AS REPORTED BELOW.

6100 PUPIL PERSONNEL	66989	6400 INSTR STAFF TRAINING	4020	7700 CENTRAL SERVICES	43697
6200 INSTRUCTIONAL MEDIA	45066	7300 SCHOOL ADMINISTRATION	281193	7900 OPERATION OF PLANT	294313
6300 INSTR & CURR DEVLPMNT	139102	7400 FACILITIES ACQ-CONSTR		8100 MAINTENANCE OF PLANT	122216
				8200 ADMIN. TECH. SERVICES	47264
				6500 INSTR. TECH. SERVICES	17958

FUND- 1
 SCHL- 0082 MEIGS MIDDLE SCHOOL

PROGRAM		DIRECT										
PROGRAM	NBR	SALARIES	BENEFITS	PURCHASED SERVICES	MATERIAL SUPPLIES	OTHER EXPENSES	CAPITAL OUTLAY	TOTAL DIRECT	SCHOOL INDIRECT	SCHOOL COST	DISTRICT INDIRECT	TOTAL
4-8 BASIC	102	1658480	418418	138764	31570	25572	3077	2275883	1197235	3473119	154365	3627484
BASIC		1658480	418418	138764	31570	25572	3077	2275883	1197235	3473119	154365	3627484
ESOL	130	11505	2877	954	217	175	21	15751	8234	23986	1061	25047
ESOL		11505	2877	954	217	175	21	15751	8234	23986	1061	25047
4-8 BASIC W/ESE	112	427945	111336	36923	8400	6804	818	592229	318570	910799	41074	951874
ESE LEVEL 4	254	18728	4670	1549	352	285	34	25620	13365	38985	1723	40708
ESE LEVEL 5	255	14353	4237	1405	319	258	31	20605	12123	32729	1563	34292
ESE		461027	120244	39877	9072	7348	884	638455	344059	982514	44361	1026875
TOTAL FOR FEFP		2131013	541540	179596	40859	33096	3982	2930090	1549528	4479619	199788	4679407
FOOD SERVICE									1297		1195	
TRANSPORTATION									256886		2376	

THOSE COSTS REPORTED IN THE COLUMN TITLED -SCHOOL INDIRECT- ARE DERIVED FROM TWO SOURCES: A) EXPENDITURES RECORDED BY SCHOOL AND B) SCHOOL LEVEL EXPENDITURES CENTRALLY RECORDED. FUNCTIONALLY DISTRIBUTED, THESE COSTS ARE AS REPORTED BELOW.

6100 PUPIL PERSONNEL	238604	6400 INSTR STAFF TRAINING	3190	7700 CENTRAL SERVICES	34674
6200 INSTRUCTIONAL MEDIA	78292	7300 SCHOOL ADMINISTRATION	467041	7900 OPERATION OF PLANT	407055
6300 INSTR & CURR DEVLPMNT	119713	7400 FACILITIES ACQ-CONSTR		8100 MAINTENANCE OF PLANT	153759
				8200 ADMIN. TECH. SERVICES	37505
				6500 INSTR. TECH. SERVICES	9691

FUND- 1
 SCHL- 0092 RICHBOURG MIDDLE SCHOOL

----- PROGRAM -----		----- DIRECT -----										
CATEGORY	NBR	SALARIES	BENEFITS	PURCHASED SERVICES	MATERIAL SUPPLIES	OTHER EXPENSES	CAPITAL OUTLAY	TOTAL DIRECT	SCHOOL INDIRECT	SCHOOL COST	DISTRICT INDIRECT	TOTAL
4-8 BASIC	102	1646559	436524	133481	43816	28925	2805	2292114	985115	3277229	159908	3437138
BASIC		1646559	436524	133481	43816	28925	2805	2292114	985115	3277229	159908	3437138
ESOL	130	16468	4485	1371	450	297	28	23102	10122	33225	1643	34868
ESOL		16468	4485	1371	450	297	28	23102	10122	33225	1643	34868
4-8 BASIC W/ESE	112	653350	193700	59230	19442	12835	1244	939804	437127	1376932	70956	1447889
ESE		653350	193700	59230	19442	12835	1244	939804	437127	1376932	70956	1447889
TOTAL FOR FEFP		2316379	634711	194083	63709	42058	4079	3255021	1432365	4687387	232508	4919895
FOOD SERVICE										1462		1220
TRANSPORTATION										254863		2426

THOSE COSTS REPORTED IN THE COLUMN TITLED -SCHOOL INDIRECT- ARE DERIVED FROM TWO SOURCES: A) EXPENDITURES RECORDED BY SCHOOL AND B) SCHOOL LEVEL EXPENDITURES CENTRALLY RECORDED. FUNCTIONALLY DISTRIBUTED, THESE COSTS ARE AS REPORTED BELOW.

6100 PUPIL PERSONNEL	136818	6400 INSTR STAFF TRAINING	3713	7700 CENTRAL SERVICES	40353
6200 INSTRUCTIONAL MEDIA	67643	7300 SCHOOL ADMINISTRATION	550360	7900 OPERATION OF PLANT	342870
6300 INSTR & CURR DEVLPMNT	104892	7400 FACILITIES ACQ-CONSTR		8100 MAINTENANCE OF PLANT	130786
				8200 ADMIN. TECH. SERVICES	43648
				6500 INSTR. TECH. SERVICES	11278

FUND- 1
 SCHL- 0111 W. E. COMBS SCHOOL

----- DIRECT -----												
PROGRAM	NBR	SALARIES	BENEFITS	PURCHASED SERVICES	MATERIAL SUPPLIES	OTHER EXPENSES	CAPITAL OUTLAY	TOTAL DIRECT	SCHOOL INDIRECT	SCHOOL COST	DISTRICT INDIRECT	TOTAL
K-3 BASIC	101	33499	4357	9779	112	154		47903	5715	53619	2987	56606
4-8 BASIC	102	3497	459	1030	11	16		5014	602	5616	314	5931
9-12 BASIC	103	16749	2155	4837	55	76		23874	2826	26701	1477	28179
BASIC		53746	6972	15646	179	247		76793	9144	85937	4780	90717
PK-3 BASIC W/ES 111		2756	1221	2741	31	43		6795	1602	8397	837	9234
4-8 BASIC W/ESE 112		15886	6699	15035	172	238		38033	8787	46820	4593	51414
9-12 BASIC W/ES 113		5205	684	1536	17	24		7469	898	8367	469	8836
ESE		23849	8606	19313	221	305	1	52297	11287	63585	5900	69485
TOTAL FOR FEFP		77595	15578	34960	401	553	1	129091	20431	149522	10680	160203
FOOD SERVICE											54	
TRANSPORTATION									11034		107	

THOSE COSTS REPORTED IN THE COLUMN TITLED -SCHOOL INDIRECT- ARE DERIVED FROM TWO SOURCES: A) EXPENDITURES RECORDED BY SCHOOL AND B) SCHOOL LEVEL EXPENDITURES CENTRALLY RECORDED. FUNCTIONALLY DISTRIBUTED, THESE COSTS ARE AS REPORTED BELOW.

6100 PUPIL PERSONNEL	857	6400 INSTR STAFF TRAINING	170	7700 CENTRAL SERVICES	1853
6200 INSTRUCTIONAL MEDIA	66	7300 SCHOOL ADMINISTRATION	4467	7900 OPERATION OF PLANT	1627
6300 INSTR & CURR DEVLPMNT	1941	7400 FACILITIES ACQ-CONSTR		8100 MAINTENANCE OF PLANT	6924
				8200 ADMIN. TECH. SERVICES	2005
				6500 INSTR. TECH. SERVICES	518

FUND- 1
 SCHL- 0121 RUCKEL MIDDLE SCHOOL

PROGRAM		DIRECT							SCHOOL	SCHOOL	DISTRICT	TOTAL
CATEGORY	NBR	SALARIES	BENEFITS	PURCHASED SERVICES	MATERIAL SUPPLIES	OTHER EXPENSES	CAPITAL OUTLAY	TOTAL DIRECT	INDIRECT	COST	INDIRECT	TOTAL
4-8 BASIC	102	1946835	468711	178041	42977	35430	5691	2677686	1169913	3847600	183735	4031335
BASIC		1946835	468711	178041	42977	35430	5691	2677686	1169913	3847600	183735	4031335
ESOL	130	5255	1442	547	132	109	17	7504	3600	11105	565	11670
ESOL		5255	1442	547	132	109	17	7504	3600	11105	565	11670
4-8 BASIC W/ESE	112	576532	142781	54235	13092	10793	1733	799169	356385	1155554	55970	1211525
ESE LEVEL 4	254	33257	8506	3231	779	643	103	46520	21231	67752	3334	71086
ESE LEVEL 5	255	21722	5552	2109	509	419	67	30381	13859	44241	2176	46417
ESE		631513	156840	59576	14381	11855	1904	876071	391476	1267548	61481	1329029
TOTAL FOR FEFP		2583603	626993	238165	57491	47395	7612	3561262	1564991	5126253	245782	5372036
FOOD SERVICE									3107		1575	
TRANSPORTATION									331874		3131	

THOSE COSTS REPORTED IN THE COLUMN TITLED -SCHOOL INDIRECT- ARE DERIVED FROM TWO SOURCES: A) EXPENDITURES RECORDED BY SCHOOL AND B) SCHOOL LEVEL EXPENDITURES CENTRALLY RECORDED. FUNCTIONALLY DISTRIBUTED, THESE COSTS ARE AS REPORTED BELOW.

6100 PUPIL PERSONNEL	235127	6400 INSTR STAFF TRAINING	3925	7700 CENTRAL SERVICES	42657
6200 INSTRUCTIONAL MEDIA	69060	7300 SCHOOL ADMINISTRATION	485138	7900 OPERATION OF PLANT	409240
6300 INSTR & CURR DEVLPMNT	116371	7400 FACILITIES ACQ-CONSTR	3855	8100 MAINTENANCE OF PLANT	141417
				8200 ADMIN. TECH. SERVICES	46139
				6500 INSTR. TECH. SERVICES	12056

FUND- 1
 SCHL- 0131 DESTIN ELEMENTARY

PROGRAM		DIRECT										TOTAL
-----	-----			PURCHASED	MATERIAL	OTHER	CAPITAL	TOTAL	SCHOOL	SCHOOL	DISTRICT	
CATEGORY	NBR	SALARIES	BENEFITS	SERVICES	SUPPLIES	EXPENSES	OUTLAY	DIRECT	INDIRECT	COST	INDIRECT	TOTAL
K-3 BASIC	101	1512171	431147	128116	59220	23953	1077	2155687	653200	2808888	137845	2946733
4-8 BASIC	102	707540	203628	60508	27969	11313	508	1011468	339328	1350796	67823	1418620
BASIC		2219711	634776	188624	87190	35267	1586	3167155	992529	4159684	205669	4365354
ESOL	130	154046	42885	12743	5890	2382	107	218056	65865	283921	13790	297711
ESOL		154046	42885	12743	5890	2382	107	218056	65865	283921	13790	297711
PK-3 BASIC W/ES	111	296240	89932	26723	12352	4996	224	430470	141415	571886	29208	601095
4-8 BASIC W/ESE	112	193178	62840	18673	8631	3491	157	286972	104805	391778	20938	412716
ESE LEVEL 4	254	14752	3568	1060	490	198	8	20078	5883	25961	1182	27144
ESE		504171	156341	46457	21474	8686	390	737521	252104	989625	51330	1040956
TOTAL FOR FEFP		2877928	834003	247825	114555	46335	2084	4122733	1310499	5433232	270789	5704021
FOOD SERVICE									1415		1457	
TRANSPORTATION									304028		2898	

THOSE COSTS REPORTED IN THE COLUMN TITLED -SCHOOL INDIRECT- ARE DERIVED FROM TWO SOURCES: A) EXPENDITURES RECORDED BY SCHOOL AND B) SCHOOL LEVEL EXPENDITURES CENTRALLY RECORDED. FUNCTIONALLY DISTRIBUTED, THESE COSTS ARE AS REPORTED BELOW.

6100 PUPIL PERSONNEL	155398	6400 INSTR STAFF TRAINING	4440	7700 CENTRAL SERVICES	48258
6200 INSTRUCTIONAL MEDIA	107119	7300 SCHOOL ADMINISTRATION	300124	7900 OPERATION OF PLANT	350198
6300 INSTR & CURR DEVLPMNT	141154	7400 FACILITIES ACQ-CONSTR		8100 MAINTENANCE OF PLANT	135643
				8200 ADMIN. TECH. SERVICES	52198
				6500 INSTR. TECH. SERVICES	15963

FUND- 1
 SCHL- 0151 EDGE ELEMENTARY

PROGRAM		DIRECT										
PROGRAM	NBR	SALARIES	BENEFITS	PURCHASED SERVICES	MATERIAL SUPPLIES	OTHER EXPENSES	CAPITAL OUTLAY	TOTAL DIRECT	SCHOOL INDIRECT	SCHOOL COST	DISTRICT INDIRECT	TOTAL
K-3 BASIC	101	881181	258183	75635	48866	13093	16	1276978	496656	1773634	91797	1865432
4-8 BASIC	102	371074	99293	29088	18793	5035	6	523292	211658	734950	36844	771794
BASIC		1252256	357477	104724	67659	18129	23	1800270	708314	2508585	128641	2637226
ESOL	130	5139	1538	450	291	78		7497	3047	10544	553	11098
ESOL		5139	1538	450	291	78		7497	3047	10544	553	11098
PK-3 BASIC W/ES	111	171567	50624	14830	9581	2567	3	249174	100006	349180	18195	367376
4-8 BASIC W/ESE	112	229930	65491	19185	12395	3321	4	330328	139603	469932	24301	494233
ESE LEVEL 5	255	4008	1265	370	239	64		5947	2697	8644	469	9114
ESE		405505	117381	34387	22216	5952	7	585451	242306	827758	42965	870723
TOTAL FOR FEFP		1662901	476397	139562	90167	24160	30	2393219	953668	3346888	172161	3519049
FOOD SERVICE									463		912	
TRANSPORTATION									189173		1814	

THOSE COSTS REPORTED IN THE COLUMN TITLED -SCHOOL INDIRECT- ARE DERIVED FROM TWO SOURCES: A) EXPENDITURES RECORDED BY SCHOOL AND B) SCHOOL LEVEL EXPENDITURES CENTRALLY RECORDED. FUNCTIONALLY DISTRIBUTED, THESE COSTS ARE AS REPORTED BELOW.

6100 PUPIL PERSONNEL	100483	6400 INSTR STAFF TRAINING	2823	7700 CENTRAL SERVICES	30680
6200 INSTRUCTIONAL MEDIA	69905	7300 SCHOOL ADMINISTRATION	256766	7900 OPERATION OF PLANT	260968
6300 INSTR & CURR DEVLPMNT	83582	7400 FACILITIES ACQ-CONSTR		8100 MAINTENANCE OF PLANT	104584
				8200 ADMIN. TECH. SERVICES	33185
				6500 INSTR. TECH. SERVICES	10689

FUND- 1
 SCHL- 0161 EGLIN ELEMENTARY

PROGRAM		DIRECT										TOTAL
CATEGORY	NBR	SALARIES	BENEFITS	PURCHASED SERVICES	MATERIAL SUPPLIES	OTHER EXPENSES	CAPITAL OUTLAY	TOTAL DIRECT	SCHOOL INDIRECT	SCHOOL COST	DISTRICT INDIRECT	TOTAL
K-3 BASIC	101	1356816	352171	98746	61446	18999	717	1888897	603402	2492300	117556	2609856
4-8 BASIC	102	192413	54509	15284	9510	2940	111	274769	104693	379462	18954	398417
BASIC		1549230	406680	114030	70956	21940	828	2163667	708095	2871762	136511	3008274
ESOL	130	49386	14973	4198	2612	807	30	72008	26009	98018	5021	103040
ESOL		49386	14973	4198	2612	807	30	72008	26009	98018	5021	103040
PK-3 BASIC W/ES	111	362145	92042	25808	16059	4965	187	501208	169959	671167	31547	702715
4-8 BASIC W/ESE	112	71003	20448	5733	3567	1103	41	101898	39435	141333	7121	148455
ESE LEVEL 4	254	33044	10155	2847	1771	547	20	48387	19670	68058	3542	71600
ESE LEVEL 5	255	17125	3823	1072	667	206	7	22902	7405	30308	1333	31642
ESE		483318	126470	35461	22066	6823	257	674397	236471	910869	43545	954414
TOTAL FOR FEFP		2081935	548124	153690	95635	29571	1116	2910073	970576	3880650	185078	4065728
FOOD SERVICE									713		946	
TRANSPORTATION									194424		1881	

THOSE COSTS REPORTED IN THE COLUMN TITLED -SCHOOL INDIRECT- ARE DERIVED FROM TWO SOURCES: A) EXPENDITURES RECORDED BY SCHOOL AND B) SCHOOL LEVEL EXPENDITURES CENTRALLY RECORDED. FUNCTIONALLY DISTRIBUTED, THESE COSTS ARE AS REPORTED BELOW.

6100 PUPIL PERSONNEL	107176	6400 INSTR STAFF TRAINING	3182	7700 CENTRAL SERVICES	33183
6200 INSTRUCTIONAL MEDIA	34827	7300 SCHOOL ADMINISTRATION	230375	7900 OPERATION OF PLANT	326046
6300 INSTR & CURR DEVLPMNT	94595	7400 FACILITIES ACQ-CONSTR		8100 MAINTENANCE OF PLANT	96020
				8200 ADMIN. TECH. SERVICES	35893
				6500 INSTR. TECH. SERVICES	9274

FUND- 1
 SCHL- 0201 LAUREL HILL SCHOOL

----- DIRECT -----												
PROGRAM	NBR	SALARIES	BENEFITS	PURCHASED SERVICES	MATERIAL SUPPLIES	OTHER EXPENSES	CAPITAL OUTLAY	TOTAL DIRECT	SCHOOL INDIRECT	SCHOOL COST	DISTRICT INDIRECT	TOTAL
K-3 BASIC	101	402020	110926	30523	14857	5167	4483	567978	234464	802442	36703	839145
4-8 BASIC	102	537449	160021	44032	21433	7454	6467	776858	370211	1147070	55264	1202334
9-12 BASIC	103	438271	118136	32507	15823	5503	4774	615016	273400	888417	40805	929223
BASIC		1377742	389083	107062	52114	18124	15726	1959853	878076	2837930	132773	2970704
ESOL	130	684	216	59	28	10	8	1007	500	1508	74	1583
ESOL		684	216	59	28	10	8	1007	500	1508	74	1583
PK-3 BASIC W/ES	111	90428	28684	7893	3842	1336	1159	133343	63021	196365	9664	206029
4-8 BASIC W/ESE	112	96175	30661	8436	4106	1428	1239	142047	70957	213004	10590	223595
9-12 BASIC W/ES	113	95186	26492	7289	3548	1234	1070	134822	61368	196190	9154	205345
ESE LEVEL 5	255	3897	1204	331	161	56	48	5699	2789	8488	416	8904
ESE		285687	87042	23951	11658	4054	3518	415912	198136	614049	29826	643875
VOCATIONAL, 6-12	300	95243	34783	9571	4658	1620	1405	147283	80572	227855	12019	239875
VOCATIONAL PGM		95243	34783	9571	4658	1620	1405	147283	80572	227855	12019	239875
TOTAL FOR FEFP		1759358	511125	140644	68460	23810	20658	2524057	1157286	3681344	174694	3856038
FOOD SERVICE									354		749	
TRANSPORTATION									160751		1490	

THOSE COSTS REPORTED IN THE COLUMN TITLED -SCHOOL INDIRECT- ARE DERIVED FROM TWO SOURCES: A) EXPENDITURES RECORDED BY SCHOOL AND B) SCHOOL LEVEL EXPENDITURES CENTRALLY RECORDED. FUNCTIONALLY DISTRIBUTED, THESE COSTS ARE AS REPORTED BELOW.

6100 PUPIL PERSONNEL	103386	6400 INSTR STAFF TRAINING	2820	7700 CENTRAL SERVICES	30655
6200 INSTRUCTIONAL MEDIA	52840	7300 SCHOOL ADMINISTRATION	392527	7900 OPERATION OF PLANT	302707
6300 INSTR & CURR DEVLPMNT	120368	7400 FACILITIES ACQ-CONSTR		8100 MAINTENANCE OF PLANT	110093
				8200 ADMIN. TECH. SERVICES	33157
				6500 INSTR. TECH. SERVICES	8728

FUND- 1
 SCHL- 0211 NICEVILLE SENIOR HIGH SCHOOL

----- PROGRAM -----		----- DIRECT -----										
CATEGORY	NBR	SALARIES	BENEFITS	PURCHASED SERVICES	MATERIAL SUPPLIES	OTHER EXPENSES	CAPITAL OUTLAY	TOTAL DIRECT	SCHOOL INDIRECT	SCHOOL COST	DISTRICT INDIRECT	TOTAL
9-12 BASIC	103	4899610	1257247	356808	260117	73098	28079	6874962	2368019	9242981	438859	9681841
BASIC		4899610	1257247	356808	260117	73098	28079	6874962	2368019	9242981	438859	9681841
ESOL	130	6119	1727	490	357	100	38	8833	3252	12086	602	12689
ESOL		6119	1727	490	357	100	38	8833	3252	12086	602	12689
9-12 BASIC W/ES	113	1087520	293544	83308	60732	17067	6556	1548729	552889	2101619	102465	2204085
ESE LEVEL 4	254	3677	1237	351	256	71	27	5622	2331	7954	432	8386
ESE LEVEL 5	255	7861	2476	702	512	143	55	11751	4663	16414	864	17279
ESE		1099059	297258	84362	61501	17283	6639	1566103	559884	2125988	103762	2229750
VOCATIONAL,6-12	300	515338	150700	42768	31179	8762	3365	752114	283843	1035957	52604	1088561
VOCATIONAL PGM		515338	150700	42768	31179	8762	3365	752114	283843	1035957	52604	1088561
TOTAL FOR FEFP		6520128	1706933	484430	353154	99244	38122	9202013	3215000	12417013	595828	13012842
FOOD SERVICE									8324		3637	
TRANSPORTATION									757854		7231	

THOSE COSTS REPORTED IN THE COLUMN TITLED -SCHOOL INDIRECT- ARE DERIVED FROM TWO SOURCES: A) EXPENDITURES RECORDED BY SCHOOL AND B) SCHOOL LEVEL EXPENDITURES CENTRALLY RECORDED. FUNCTIONALLY DISTRIBUTED, THESE COSTS ARE AS REPORTED BELOW.

6100 PUPIL PERSONNEL	386990	6400 INSTR STAFF TRAINING	15079	7700 CENTRAL SERVICES	103410
6200 INSTRUCTIONAL MEDIA	102990	7300 SCHOOL ADMINISTRATION	852632	7900 OPERATION OF PLANT	1035980
6300 INSTR & CURR DEVLPMNT	191658	7400 FACILITIES ACQ-CONSTR		8100 MAINTENANCE OF PLANT	385454
				8200 ADMIN. TECH. SERVICES	111853
				6500 INSTR. TECH. SERVICES	28950

FUND- 1
 SCHL- 0222 NORTHWOOD ELEMENTARY

PROGRAM		DIRECT										
-----	-----			PURCHASED	MATERIAL	OTHER	CAPITAL	TOTAL	SCHOOL	SCHOOL	DISTRICT	
CATEGORY	NBR	SALARIES	BENEFITS	SERVICES	SUPPLIES	EXPENSES	OUTLAY	DIRECT	INDIRECT	COST	INDIRECT	TOTAL
K-3 BASIC	101	1091583	315587	89125	58759	26006	867	1581930	631468	2213398	130575	2343974
4-8 BASIC	102	523057	140786	39759	26213	11601	387	741805	308844	1050650	60770	1111420
BASIC		1614640	456373	128885	84972	37608	1255	2323735	940313	3264049	191345	3455395
ESOL	130	11330	3705	1046	689	305	10	17087	7477	24565	1538	26104
ESOL		11330	3705	1046	689	305	10	17087	7477	24565	1538	26104
PK-3 BASIC W/ES	111	339315	85726	24210	15961	7064	235	472513	181779	654293	36420	690714
4-8 BASIC W/ESE	112	109510	27566	7785	5132	2271	75	152343	60442	212785	11896	224682
ESE LEVEL 4	254	5306	1420	401	264	117	3	7512	3120	10633	613	11246
ESE LEVEL 5	255	3288	938	265	174	77	2	4747	2062	6809	405	7215
ESE		457420	115652	32661	21533	9530	318	637117	247405	884522	49336	933859
TOTAL FOR FEFP		2083391	575731	162594	107195	47444	1583	2977941	1195196	4173137	242221	4415358
FOOD SERVICE											1241	
TRANSPORTATION									259243		2468	

THOSE COSTS REPORTED IN THE COLUMN TITLED -SCHOOL INDIRECT- ARE DERIVED FROM TWO SOURCES: A) EXPENDITURES RECORDED BY SCHOOL AND B) SCHOOL LEVEL EXPENDITURES CENTRALLY RECORDED. FUNCTIONALLY DISTRIBUTED, THESE COSTS ARE AS REPORTED BELOW.

6100 PUPIL PERSONNEL	211237	6400 INSTR STAFF TRAINING	3971	7700 CENTRAL SERVICES	43162
6200 INSTRUCTIONAL MEDIA	91883	7300 SCHOOL ADMINISTRATION	273719	7900 OPERATION OF PLANT	282515
6300 INSTR & CURR DEVLPMNT	99154	7400 FACILITIES ACQ-CONSTR		8100 MAINTENANCE OF PLANT	130800
				8200 ADMIN. TECH. SERVICES	46686
				6500 INSTR. TECH. SERVICES	12064

FUND- 1
 SCHL- 0241 SILVER SANDS SCHOOL

----- PROGRAM -----		----- DIRECT -----										
CATEGORY	NBR	SALARIES	BENEFITS	PURCHASED SERVICES	MATERIAL SUPPLIES	OTHER EXPENSES	CAPITAL OUTLAY	TOTAL DIRECT	SCHOOL INDIRECT	SCHOOL COST	DISTRICT INDIRECT	TOTAL
9-12 BASIC W/ES	113	28330	7441	1798	584	673	45	38873	8737	47611	1771	49382
ESE LEVEL 4	254	782514	217180	52481	17057	19671	1335	1090240	255027	1345267	51697	1396964
ESE LEVEL 5	255	1127886	342916	82865	26933	31059	2108	1613769	402674	2016443	81626	2098070
ESE		1938731	567537	137144	44576	51404	3489	2742883	666439	3409323	135095	3544418
TOTAL FOR FEFP		1938731	567537	137144	44576	51404	3489	2742883	666439	3409323	135095	3544418
FOOD SERVICE											304	
TRANSPORTATION									62843		604	

THOSE COSTS REPORTED IN THE COLUMN TITLED -SCHOOL INDIRECT- ARE DERIVED FROM TWO SOURCES: A) EXPENDITURES RECORDED BY SCHOOL AND B) SCHOOL LEVEL EXPENDITURES CENTRALLY RECORDED. FUNCTIONALLY DISTRIBUTED, THESE COSTS ARE AS REPORTED BELOW.

6100 PUPIL PERSONNEL	35641	6400 INSTR STAFF TRAINING	3394	7700 CENTRAL SERVICES	23446
6200 INSTRUCTIONAL MEDIA	1776	7300 SCHOOL ADMINISTRATION	220788	7900 OPERATION OF PLANT	211675
6300 INSTR & CURR DEVLPMNT	31971	7400 FACILITIES ACQ-CONSTR		8100 MAINTENANCE OF PLANT	105830
				8200 ADMIN. TECH. SERVICES	25361
				6500 INSTR. TECH. SERVICES	6553

FUND- 1
 SCHL- 0251 SOUTHSIDE ELEMENTARY

PROGRAM		DIRECT										
PROGRAM	NBR	SALARIES	BENEFITS	PURCHASED SERVICES	MATERIAL SUPPLIES	OTHER EXPENSES	CAPITAL OUTLAY	TOTAL DIRECT	SCHOOL INDIRECT	SCHOOL COST	DISTRICT INDIRECT	TOTAL
K-3 BASIC	101	788660	219528	75660	29468	14003	2525	1129847	430784	1560631	88981	1649612
4-8 BASIC	102	445684	114941	39614	15429	7332	1322	624324	247046	871370	48530	919901
BASIC		1234345	334470	115275	44897	21335	3847	1754172	677830	2432002	137511	2569513
ESOL	130	39717	10595	3651	1422	675	121	56183	20927	77111	4306	81418
ESOL		39717	10595	3651	1422	675	121	56183	20927	77111	4306	81418
PK-3 BASIC W/ES	111	254668	67851	23384	9108	4328	780	360121	138998	499119	28030	527150
4-8 BASIC W/ESE	112	195422	55955	19285	7511	3569	643	282387	120384	402771	23635	426407
ESE LEVEL 4	254	19014	4748	1636	637	302	54	26394	10218	36613	2005	38619
ESE LEVEL 5	255	12211	2778	957	372	177	31	16529	5979	22508	1173	23681
ESE		481316	131333	45263	17629	8377	1510	685432	275580	961012	54846	1015858
TOTAL FOR FEFP		1755378	476399	164190	63949	30389	5480	2495788	974338	3470126	196664	3666791
FOOD SERVICE										491		1018
TRANSPORTATION										211576		2024

THOSE COSTS REPORTED IN THE COLUMN TITLED -SCHOOL INDIRECT- ARE DERIVED FROM TWO SOURCES: A) EXPENDITURES RECORDED BY SCHOOL AND B) SCHOOL LEVEL EXPENDITURES CENTRALLY RECORDED. FUNCTIONALLY DISTRIBUTED, THESE COSTS ARE AS REPORTED BELOW.

6100 PUPIL PERSONNEL	148680	6400 INSTR STAFF TRAINING	3665	7700 CENTRAL SERVICES	34931
6200 INSTRUCTIONAL MEDIA	55866	7300 SCHOOL ADMINISTRATION	289475	7900 OPERATION OF PLANT	255933
6300 INSTR & CURR DEVLPMNT	43277	7400 FACILITIES ACQ-CONSTR		8100 MAINTENANCE OF PLANT	94962
				8200 ADMIN. TECH. SERVICES	37783
				6500 INSTR. TECH. SERVICES	9763

FUND- 1
 SCHL- 0261 VALPARAISO ELEMENTARY

PROGRAM		DIRECT										TOTAL
CATEGORY	NBR	SALARIES	BENEFITS	PURCHASED SERVICES	MATERIAL SUPPLIES	OTHER EXPENSES	CAPITAL OUTLAY	TOTAL DIRECT	SCHOOL INDIRECT	SCHOOL COST	DISTRICT INDIRECT	TOTAL
K-3 BASIC	101	841788	211265	45870	27588	13848	670	1141031	392028	1533060	73217	1606277
4-8 BASIC	102	259823	64976	14107	8484	4259	206	351857	131752	483609	23433	507042
BASIC		1101611	276242	59977	36073	18107	876	1492889	523780	2016670	96650	2113320
ESOL	130	19382	5140	1116	671	336	16	26663	10109	36773	1828	38601
ESOL		19382	5140	1116	671	336	16	26663	10109	36773	1828	38601
PK-3 BASIC W/ES	111	401811	107562	23353	14046	7050	341	554166	211907	766073	38284	804357
4-8 BASIC W/ESE	112	290572	74963	16276	9789	4913	237	396753	152920	549674	27109	576784
ESE LEVEL 4	254	120234	33305	7231	4349	2183	105	167410	68160	235571	12062	247633
ESE LEVEL 5	255	64957	19945	4330	2604	1307	63	93208	40806	134014	7222	141237
ESE		877576	235777	51192	30789	15455	748	1211538	473794	1685332	84679	1770012
TOTAL FOR FEFP		1998570	517161	112285	67533	33899	1641	2731092	1007684	3738776	183158	3921934
FOOD SERVICE										361	811	
TRANSPORTATION										167801	1613	

THOSE COSTS REPORTED IN THE COLUMN TITLED -SCHOOL INDIRECT- ARE DERIVED FROM TWO SOURCES: A) EXPENDITURES RECORDED BY SCHOOL AND B) SCHOOL LEVEL EXPENDITURES CENTRALLY RECORDED. FUNCTIONALLY DISTRIBUTED, THESE COSTS ARE AS REPORTED BELOW.

6100 PUPIL PERSONNEL	142557	6400 INSTR STAFF TRAINING	2991	7700 CENTRAL SERVICES	32507
6200 INSTRUCTIONAL MEDIA	89788	7300 SCHOOL ADMINISTRATION	294030	7900 OPERATION OF PLANT	257285
6300 INSTR & CURR DEVLPMNT	39335	7400 FACILITIES ACQ-CONSTR		8100 MAINTENANCE OF PLANT	104939
				8200 ADMIN. TECH. SERVICES	35162
				6500 INSTR. TECH. SERVICES	9086

FUND- 1
 SCHL- 0271 PRYOR MIDDLE SCHOOL

----- PROGRAM -----		----- DIRECT -----										
CATEGORY	NBR	SALARIES	BENEFITS	PURCHASED SERVICES	MATERIAL SUPPLIES	OTHER EXPENSES	CAPITAL OUTLAY	TOTAL DIRECT	SCHOOL INDIRECT	SCHOOL COST	DISTRICT INDIRECT	TOTAL
4-8 BASIC	102	1448662	398931	119771	34335	22146	303	2024149	841622	2865771	132662	2998434
BASIC		1448662	398931	119771	34335	22146	303	2024149	841622	2865771	132662	2998434
ESOL	130	63437	19636	5895	1690	1090	14	91765	41427	133193	6530	139723
ESOL		63437	19636	5895	1690	1090	14	91765	41427	133193	6530	139723
4-8 BASIC W/ESE	112	639670	180037	54052	15495	9994	136	899386	379823	1279210	59870	1339080
ESE LEVEL 4	254	12598	3160	948	272	175	2	17157	6667	23825	1050	24876
ESE LEVEL 5	255	2045	737	221	63	40		3110	1556	4667	245	4912
ESE		654314	183935	55222	15831	10211	139	919655	388047	1307702	61166	1368869
TOTAL FOR FEFP		2166414	602503	180889	51856	33447	457	3035570	1271097	4306668	200359	4507027
FOOD SERVICE									880		1050	
TRANSPORTATION									218586		2088	

THOSE COSTS REPORTED IN THE COLUMN TITLED -SCHOOL INDIRECT- ARE DERIVED FROM TWO SOURCES: A) EXPENDITURES RECORDED BY SCHOOL AND B) SCHOOL LEVEL EXPENDITURES CENTRALLY RECORDED. FUNCTIONALLY DISTRIBUTED, THESE COSTS ARE AS REPORTED BELOW.

6100 PUPIL PERSONNEL	113702	6400 INSTR STAFF TRAINING	4327	7700 CENTRAL SERVICES	34773
6200 INSTRUCTIONAL MEDIA	38278	7300 SCHOOL ADMINISTRATION	473642	7900 OPERATION OF PLANT	308856
6300 INSTR & CURR DEVLPMNT	84987	7400 FACILITIES ACQ-CONSTR	1106	8100 MAINTENANCE OF PLANT	164089
				8200 ADMIN. TECH. SERVICES	37612
				6500 INSTR. TECH. SERVICES	9719

FUND- 1
 SCHL- 0281 WRIGHT ELEMENTARY

----- PROGRAM -----		----- DIRECT -----										
CATEGORY	NBR	SALARIES	BENEFITS	PURCHASED SERVICES	MATERIAL SUPPLIES	OTHER EXPENSES	CAPITAL OUTLAY	TOTAL DIRECT	SCHOOL INDIRECT	SCHOOL COST	DISTRICT INDIRECT	TOTAL
K-3 BASIC	101	1068174	262972	76739	37581	10541	53	1456062	407556	1863619	100141	1963761
4-8 BASIC	102	400072	117607	34319	16807	4714	24	573545	200235	773781	46468	820249
BASIC		1468247	380579	111059	54388	15256	78	2029608	607792	2637401	146610	2784011
ESOL	130	152056	36071	10526	5154	1445	7	205262	56882	262144	13827	275972
ESOL		152056	36071	10526	5154	1445	7	205262	56882	262144	13827	275972
PK-3 BASIC W/ES	111	512035	129963	37925	18573	5209	26	703734	208829	912564	50185	962749
4-8 BASIC W/ESE	112	288071	71321	20812	10192	2859	14	393271	121375	514647	28175	542822
ESE LEVEL 4	254	21100	6858	2001	980	274	1	31216	11737	42953	2715	45669
ESE		821207	208143	60739	29745	8343	42	1128222	341942	1470165	81075	1551241
TOTAL FOR FEFP		2441510	624794	182324	89289	25045	128	3363093	1006617	4369710	241514	4611225
FOOD SERVICE										1019		1158
TRANSPORTATION										239445		2302

THOSE COSTS REPORTED IN THE COLUMN TITLED -SCHOOL INDIRECT- ARE DERIVED FROM TWO SOURCES: A) EXPENDITURES RECORDED BY SCHOOL AND B) SCHOOL LEVEL EXPENDITURES CENTRALLY RECORDED. FUNCTIONALLY DISTRIBUTED, THESE COSTS ARE AS REPORTED BELOW.

6100 PUPIL PERSONNEL	96738	6400 INSTR STAFF TRAINING	5000	7700 CENTRAL SERVICES	42934
6200 INSTRUCTIONAL MEDIA	57282	7300 SCHOOL ADMINISTRATION	282540	7900 OPERATION OF PLANT	287346
6300 INSTR & CURR DEVLPMNT	50029	7400 FACILITIES ACQ-CONSTR		8100 MAINTENANCE OF PLANT	126306
				8200 ADMIN. TECH. SERVICES	46439
				6500 INSTR. TECH. SERVICES	12000

FUND- 1
 SCHL- 0431 SHALIMAR ELEMENTARY

PROGRAM		DIRECT										
PROGRAM	NBR	SALARIES	BENEFITS	PURCHASED SERVICES	MATERIAL SUPPLIES	OTHER EXPENSES	CAPITAL OUTLAY	TOTAL DIRECT	SCHOOL INDIRECT	SCHOOL COST	DISTRICT INDIRECT	TOTAL
K-3 BASIC	101	1009187	296195	65747	18343	20120	18	1409613	479024	1888637	100279	1988917
4-8 BASIC	102	406225	123086	27322	7622	8361	7	572625	218843	791468	43366	834835
BASIC		1415413	419282	93069	25966	28481	25	1982238	697867	2680105	143646	2823752
ESOL	130	31500	8787	1950	544	596		43380	14279	57659	2980	60640
ESOL		31500	8787	1950	544	596		43380	14279	57659	2980	60640
PK-3 BASIC W/ES	111	307623	98143	21785	6077	6666	6	440302	167484	607786	33977	641764
4-8 BASIC W/ESE	112	179301	50641	11241	3136	3440	3	247764	90258	338022	17861	355883
ESE LEVEL 4	254	3533	4408	978	273	299		9493	7891	17384	1557	18942
ESE LEVEL 5	255	845	301	67	18	20		1253	540	1794	106	1900
ESE		491303	153495	34072	9505	10426	9	698813	266173	964987	53503	1018490
TOTAL FOR FEFP		1938216	581565	129092	36016	39504	35	2724432	978320	3702752	200130	3902883
FOOD SERVICE									1011		1015	
TRANSPORTATION									209244		2018	

THOSE COSTS REPORTED IN THE COLUMN TITLED -SCHOOL INDIRECT- ARE DERIVED FROM TWO SOURCES: A) EXPENDITURES RECORDED BY SCHOOL AND B) SCHOOL LEVEL EXPENDITURES CENTRALLY RECORDED. FUNCTIONALLY DISTRIBUTED, THESE COSTS ARE AS REPORTED BELOW.

6100 PUPIL PERSONNEL	128733	6400 INSTR STAFF TRAINING	3281	7700 CENTRAL SERVICES	35664
6200 INSTRUCTIONAL MEDIA	93576	7300 SCHOOL ADMINISTRATION	257765	7900 OPERATION OF PLANT	273061
6300 INSTR & CURR DEVLPMNT	40832	7400 FACILITIES ACQ-CONSTR		8100 MAINTENANCE OF PLANT	96861
				8200 ADMIN. TECH. SERVICES	38576
				6500 INSTR. TECH. SERVICES	9968

FUND- 1
 SCHL- 0541 ELLIOTT POINT ELEMENTARY

PROGRAM		DIRECT										
PROGRAM	NBR	SALARIES	BENEFITS	PURCHASED SERVICES	MATERIAL SUPPLIES	OTHER EXPENSES	CAPITAL OUTLAY	TOTAL DIRECT	SCHOOL INDIRECT	SCHOOL COST	DISTRICT INDIRECT	TOTAL
K-3 BASIC	101	873399	212974	64656	38228	13729	265	1203253	439424	1642678	88026	1730704
4-8 BASIC	102	415681	108440	32921	19465	6990	135	583634	243989	827624	46450	874075
BASIC		1289081	321415	97577	57693	20719	400	1786888	683414	2470302	134477	2604779
ESOL	130	93950	23712	7198	4256	1528	29	130675	49734	180410	9865	190276
ESOL		93950	23712	7198	4256	1528	29	130675	49734	180410	9865	190276
PK-3 BASIC W/ES	111	375388	92318	28026	16571	5951	115	518370	198924	717295	38837	756132
4-8 BASIC W/ESE	112	154868	41645	12642	7475	2684	51	219368	94172	313540	17876	331417
ESE LEVEL 4	254	39667	9326	2831	1674	601	11	54111	21052	75164	4000	79164
ESE		569924	143289	43500	25720	9236	178	791850	314149	1106000	60714	1166714
TOTAL FOR FEFP		1952956	488417	148276	87670	31485	608	2709414	1047298	3756713	205057	3961771
FOOD SERVICE										1501		1010
TRANSPORTATION										210453		2008

THOSE COSTS REPORTED IN THE COLUMN TITLED -SCHOOL INDIRECT- ARE DERIVED FROM TWO SOURCES: A) EXPENDITURES RECORDED BY SCHOOL AND B) SCHOOL LEVEL EXPENDITURES CENTRALLY RECORDED. FUNCTIONALLY DISTRIBUTED, THESE COSTS ARE AS REPORTED BELOW.

6100 PUPIL PERSONNEL	143554	6400 INSTR STAFF TRAINING	3355	7700 CENTRAL SERVICES	36466
6200 INSTRUCTIONAL MEDIA	86067	7300 SCHOOL ADMINISTRATION	278711	7900 OPERATION OF PLANT	302693
6300 INSTR & CURR DEVLPMNT	41764	7400 FACILITIES ACQ-CONSTR		8100 MAINTENANCE OF PLANT	105049
				8200 ADMIN. TECH. SERVICES	39443
				6500 INSTR. TECH. SERVICES	10192

FUND- 1
 SCHL- 0561 MARY ESTHER ELEMENTARY

PROGRAM		DIRECT							SCHOOL	SCHOOL	DISTRICT	TOTAL
CATEGORY	NBR	SALARIES	BENEFITS	PURCHASED SERVICES	MATERIAL SUPPLIES	OTHER EXPENSES	CAPITAL OUTLAY	TOTAL DIRECT	INDIRECT	COST	INDIRECT	TOTAL
K-3 BASIC	101	933750	247007	73669	42917	16333	2737	1316416	476881	1793298	102633	1895931
4-8 BASIC	102	367013	95375	28445	16571	6306	1056	514769	202829	717598	41270	758868
BASIC		1300764	342383	102115	59488	22640	3794	1831186	679711	2510897	143903	2654800
ESOL	130	61734	15873	4734	2757	1049	175	86325	31228	117554	6646	124201
ESOL		61734	15873	4734	2757	1049	175	86325	31228	117554	6646	124201
PK-3 BASIC W/ES 111		336905	96702	28841	16801	6394	1071	486716	191998	678715	40645	719361
4-8 BASIC W/ESE 112		153768	33786	10076	5870	2234	374	206109	72134	278244	14644	292888
ESE		490673	130488	38918	22672	8628	1446	692826	264133	956959	55290	1012250
TOTAL FOR FEFP		1853172	488745	145767	84918	32318	5416	2610338	975073	3585412	205840	3791252
FOOD SERVICE									994		990	
TRANSPORTATION									208983		1968	

THOSE COSTS REPORTED IN THE COLUMN TITLED -SCHOOL INDIRECT- ARE DERIVED FROM TWO SOURCES: A) EXPENDITURES RECORDED BY SCHOOL AND B) SCHOOL LEVEL EXPENDITURES CENTRALLY RECORDED. FUNCTIONALLY DISTRIBUTED, THESE COSTS ARE AS REPORTED BELOW.

6100 PUPIL PERSONNEL	141150	6400 INSTR STAFF TRAINING	4738	7700 CENTRAL SERVICES	36834
6200 INSTRUCTIONAL MEDIA	66611	7300 SCHOOL ADMINISTRATION	271413	7900 OPERATION OF PLANT	257901
6300 INSTR & CURR DEVLPMNT	41118	7400 FACILITIES ACQ-CONSTR		8100 MAINTENANCE OF PLANT	105165
				8200 ADMIN. TECH. SERVICES	39842
				6500 INSTR. TECH. SERVICES	10295

FUND- 1
 SCHL- 0571 PLEW ELEMENTARY

PROGRAM		DIRECT										
PROGRAM	NBR	SALARIES	BENEFITS	PURCHASED SERVICES	MATERIAL SUPPLIES	OTHER EXPENSES	CAPITAL OUTLAY	TOTAL DIRECT	SCHOOL INDIRECT	SCHOOL COST	DISTRICT INDIRECT	TOTAL
K-3 BASIC	101	1069028	281771	59503	47166	11378	2152	1471000	487254	1958255	104706	2062962
4-8 BASIC	102	533306	130890	27641	21910	5285	999	720033	249190	969224	50626	1019851
BASIC		1602334	412661	87144	69077	16664	3152	2191034	736445	2927480	155333	3082813
ESOL	130	7982	2253	475	377	90	17	11197	4108	15305	855	16160
ESOL		7982	2253	475	377	90	17	11197	4108	15305	855	16160
PK-3 BASIC W/ES	111	262338	88052	18594	14739	3555	672	387953	158860	546813	33294	580107
4-8 BASIC W/ESE	112	177220	44678	9435	7478	1804	341	240958	85329	326288	17304	343592
ESE		439558	132731	28029	22218	5360	1013	628911	244189	873101	50598	923700
TOTAL FOR FEFP		2049876	547646	115650	91672	22115	4183	2831143	984743	3815887	206787	4022674
FOOD SERVICE									1244		1068	
TRANSPORTATION									219306		2123	

THOSE COSTS REPORTED IN THE COLUMN TITLED -SCHOOL INDIRECT- ARE DERIVED FROM TWO SOURCES: A) EXPENDITURES RECORDED BY SCHOOL AND B) SCHOOL LEVEL EXPENDITURES CENTRALLY RECORDED. FUNCTIONALLY DISTRIBUTED, THESE COSTS ARE AS REPORTED BELOW.

6100 PUPIL PERSONNEL	133512	6400 INSTR STAFF TRAINING	3396	7700 CENTRAL SERVICES	36908
6200 INSTRUCTIONAL MEDIA	54819	7300 SCHOOL ADMINISTRATION	289753	7900 OPERATION OF PLANT	271498
6300 INSTR & CURR DEVLPMNT	41162	7400 FACILITIES ACQ-CONSTR	1119	8100 MAINTENANCE OF PLANT	100697
				8200 ADMIN. TECH. SERVICES	39922
				6500 INSTR. TECH. SERVICES	11952

FUND- 1
 SCHL- 0581 CHOCTAWHATCHEE HIGH

----- DIRECT -----												
PROGRAM	NBR	SALARIES	BENEFITS	PURCHASED SERVICES	MATERIAL SUPPLIES	OTHER EXPENSES	CAPITAL OUTLAY	TOTAL DIRECT	SCHOOL INDIRECT	SCHOOL COST	DISTRICT INDIRECT	TOTAL
4-8 BASIC	102	1281	280	86	49	21		1719	561	2281	95	2377
9-12 BASIC	103	4345591	1182241	365195	208909	90567	935	6193440	2365640	8559081	404667	8963748
BASIC		4346872	1182521	365282	208959	90589	935	6195160	2366201	8561362	404763	8966125
ESOL	130	85140	24580	7592	4343	1882	19	123558	49184	172742	8413	181156
ESOL		85140	24580	7592	4343	1882	19	123558	49184	172742	8413	181156
4-8 BASIC W/ESE	112	423	93	28	16	7		569	187	756	31	788
9-12 BASIC W/ES	113	712875	208641	64449	36868	15983	165	1038983	417487	1456471	71415	1527887
ESE LEVEL 5	255	18586	5735	1771	1013	439	4	27551	11477	39029	1963	40992
ESE		731885	214471	66250	37898	16429	169	1067105	429152	1496257	73410	1569668
VOCATIONAL,6-12	300	305344	88890	27458	15707	6809	70	444279	177867	622147	30426	652573
VOCATIONAL PGM		305344	88890	27458	15707	6809	70	444279	177867	622147	30426	652573
TOTAL FOR FEFP		5469242	1510463	466583	266908	115711	1195	7830105	3022405	10852510	517013	11369524
FOOD SERVICE										392		2977
TRANSPORTATION										650787		5919

THOSE COSTS REPORTED IN THE COLUMN TITLED -SCHOOL INDIRECT- ARE DERIVED FROM TWO SOURCES: A) EXPENDITURES RECORDED BY SCHOOL AND B) SCHOOL LEVEL EXPENDITURES CENTRALLY RECORDED. FUNCTIONALLY DISTRIBUTED, THESE COSTS ARE AS REPORTED BELOW.

6100 PUPIL PERSONNEL	460574	6400 INSTR STAFF TRAINING	13525	7700 CENTRAL SERVICES	89731
6200 INSTRUCTIONAL MEDIA	84851	7300 SCHOOL ADMINISTRATION	683518	7900 OPERATION OF PLANT	930823
6300 INSTR & CURR DEVLPMNT	144474	7400 FACILITIES ACQ-CONSTR		8100 MAINTENANCE OF PLANT	492769
				8200 ADMIN. TECH. SERVICES	97057
				6500 INSTR. TECH. SERVICES	25080

FUND- 1
 SCHL- 0601 CRESTVIEW SENIOR HIGH

PROGRAM		DIRECT										
PROGRAM	NBR	SALARIES	BENEFITS	PURCHASED SERVICES	MATERIAL SUPPLIES	OTHER EXPENSES	CAPITAL OUTLAY	TOTAL DIRECT	SCHOOL INDIRECT	SCHOOL COST	DISTRICT INDIRECT	TOTAL
9-12 BASIC	103	4323732	1194630	452725	229483	57250	17273	6275094	2250872	8525966	394919	8920886
BASIC		4323732	1194630	452725	229483	57250	17273	6275094	2250872	8525966	394919	8920886
ESOL	130	37476	10683	4048	2052	511	154	54927	20129	75057	3531	78589
ESOL		37476	10683	4048	2052	511	154	54927	20129	75057	3531	78589
9-12 BASIC W/ES	113	1034361	302309	114565	58072	14487	4371	1528166	569597	2097764	99936	2197701
ESE LEVEL 4	254	15165	5212	1975	1001	249	75	23680	9821	33501	1723	35224
ESE LEVEL 5	255	9102	2501	947	480	119	36	13188	4713	17901	826	18728
ESE		1058629	310023	117488	59554	14857	4482	1565035	584132	2149167	102487	2251654
VOCATIONAL, 6-12	300	661081	171989	65178	33038	8242	2486	942017	324055	1266072	56856	1322928
VOCATIONAL PGM		661081	171989	65178	33038	8242	2486	942017	324055	1266072	56856	1322928
TOTAL FOR FEFP		6080919	1687327	639440	324127	80861	24397	8837074	3179189	12016264	557794	12574058
FOOD SERVICE									3081		3400	
TRANSPORTATION									705513		6760	

THOSE COSTS REPORTED IN THE COLUMN TITLED -SCHOOL INDIRECT- ARE DERIVED FROM TWO SOURCES: A) EXPENDITURES RECORDED BY SCHOOL AND B) SCHOOL LEVEL EXPENDITURES CENTRALLY RECORDED. FUNCTIONALLY DISTRIBUTED, THESE COSTS ARE AS REPORTED BELOW.

6100 PUPIL PERSONNEL	377150	6400 INSTR STAFF TRAINING	15044	7700 CENTRAL SERVICES	96809
6200 INSTRUCTIONAL MEDIA	99122	7300 SCHOOL ADMINISTRATION	905860	7900 OPERATION OF PLANT	920019
6300 INSTR & CURR DEVLPMNT	196004	7400 FACILITIES ACQ-CONSTR		8100 MAINTENANCE OF PLANT	437407
				8200 ADMIN. TECH. SERVICES	104713
				6500 INSTR. TECH. SERVICES	27058

FUND- 1
 SCHL- 0621 KENWOOD ELEMENTARY

PROGRAM		DIRECT										TOTAL
CATEGORY	NBR	SALARIES	BENEFITS	PURCHASED SERVICES	MATERIAL SUPPLIES	OTHER EXPENSES	CAPITAL OUTLAY	TOTAL DIRECT	SCHOOL INDIRECT	SCHOOL COST	DISTRICT INDIRECT	TOTAL
K-3 BASIC	101	1034330	251544	80498	53567	18383	2052	1440376	475641	1916017	98119	2014136
4-8 BASIC	102	382377	92999	29761	19804	6796	758	532497	193630	726128	37835	763963
BASIC		1416707	344543	110259	73371	25179	2811	1972873	669272	2642145	135954	2778100
ESOL	130	7927	2201	704	468	160	17	11480	4327	15808	873	16681
ESOL		7927	2201	704	468	160	17	11480	4327	15808	873	16681
PK-3 BASIC W/ES	111	270300	84586	27068	18012	6181	690	406840	170634	577475	33931	611407
4-8 BASIC W/ESE	112	150652	35629	11402	7587	2603	290	208166	74064	282231	14484	296715
ESE LEVEL 4	254	38148	27623	8839	5882	2018	225	82738	57410	140148	11229	151377
ESE LEVEL 5	255	2137	2253	721	479	164	18	5775	4678	10453	915	11369
ESE		461238	150093	48032	31962	10968	1224	703520	306788	1010309	60561	1070870
TOTAL FOR FEFP		1885874	496838	158995	105803	36309	4054	2687875	980387	3668263	197389	3865652
FOOD SERVICE									668		991	
TRANSPORTATION									204428		1970	

THOSE COSTS REPORTED IN THE COLUMN TITLED -SCHOOL INDIRECT- ARE DERIVED FROM TWO SOURCES: A) EXPENDITURES RECORDED BY SCHOOL AND B) SCHOOL LEVEL EXPENDITURES CENTRALLY RECORDED. FUNCTIONALLY DISTRIBUTED, THESE COSTS ARE AS REPORTED BELOW.

6100 PUPIL PERSONNEL	152470	6400 INSTR STAFF TRAINING	3353	7700 CENTRAL SERVICES	35107
6200 INSTRUCTIONAL MEDIA	43875	7300 SCHOOL ADMINISTRATION	289834	7900 OPERATION OF PLANT	257164
6300 INSTR & CURR DEVLPMNT	42193	7400 FACILITIES ACQ-CONSTR		8100 MAINTENANCE OF PLANT	102949
				8200 ADMIN. TECH. SERVICES	37973
				6500 INSTR. TECH. SERVICES	15465

FUND- 1
 SCHL- 0631 FLOROSA ELEMENTARY SCHOOL

PROGRAM		DIRECT										
PROGRAM	NBR	SALARIES	BENEFITS	PURCHASED SERVICES	MATERIAL SUPPLIES	OTHER EXPENSES	CAPITAL OUTLAY	TOTAL DIRECT	SCHOOL INDIRECT	SCHOOL COST	DISTRICT INDIRECT	TOTAL
K-3 BASIC	101	1103436	290729	72118	47543	18305	298	1532433	446857	1979290	102827	2082118
4-8 BASIC	102	516299	121833	30222	19923	7671	124	696074	205956	902030	44809	946839
BASIC		1619735	412562	102340	67467	25977	422	2228507	652813	2881321	147637	3028958
ESOL	130	102070	26591	6596	4348	1674	27	141309	41547	182856	9467	192324
ESOL		102070	26591	6596	4348	1674	27	141309	41547	182856	9467	192324
PK-3 BASIC W/ES	111	440756	111951	27770	18307	7049	114	605950	181016	786966	40418	827384
4-8 BASIC W/ESE	112	265699	69691	17287	11396	4388	71	368534	118144	486679	25662	512341
ESE LEVEL 4	254	9568	2025	502	331	127	2	12557	3445	16002	746	16749
ESE LEVEL 5	255	2049	549	136	89	34		2861	935	3796	202	3998
ESE		718074	184218	45697	30125	11599	188	989903	303540	1293444	67030	1360474
TOTAL FOR FEFP		2439881	623372	154634	101941	39250	639	3359720	997901	4357622	224134	4581757
FOOD SERVICE										429		1065
TRANSPORTATION										220436		2118

THOSE COSTS REPORTED IN THE COLUMN TITLED -SCHOOL INDIRECT- ARE DERIVED FROM TWO SOURCES: A) EXPENDITURES RECORDED BY SCHOOL AND B) SCHOOL LEVEL EXPENDITURES CENTRALLY RECORDED. FUNCTIONALLY DISTRIBUTED, THESE COSTS ARE AS REPORTED BELOW.

6100 PUPIL PERSONNEL	150295	6400 INSTR STAFF TRAINING	3671	7700 CENTRAL SERVICES	39896
6200 INSTRUCTIONAL MEDIA	22943	7300 SCHOOL ADMINISTRATION	292338	7900 OPERATION OF PLANT	252353
6300 INSTR & CURR DEVLPMNT	45932	7400 FACILITIES ACQ-CONSTR		8100 MAINTENANCE OF PLANT	136167
				8200 ADMIN. TECH. SERVICES	43153
				6500 INSTR. TECH. SERVICES	11151

FUND- 1
 SCHL- 0641 FORT WALTON BEACH HIGH

----- PROGRAM -----		----- DIRECT -----										
CATEGORY	NBR	SALARIES	BENEFITS	PURCHASED SERVICES	MATERIAL SUPPLIES	OTHER EXPENSES	CAPITAL OUTLAY	TOTAL DIRECT	SCHOOL INDIRECT	SCHOOL COST	DISTRICT INDIRECT	TOTAL
9-12 BASIC	103	4652994	1319435	407676	219937	64004	21261	6685309	2648010	9333319	465641	9798961
BASIC		4652994	1319435	407676	219937	64004	21261	6685309	2648010	9333319	465641	9798961
ESOL	130	23445	6893	2129	1149	334	111	34063	13834	47898	2432	50331
ESOL		23445	6893	2129	1149	334	111	34063	13834	47898	2432	50331
9-12 BASIC W/ES	113	782379	217479	67196	36251	10549	3504	1117361	436465	1553827	76750	1630577
ESE LEVEL 4	254	13813	3749	1158	624	181	60	19587	7524	27112	1323	28435
ESE LEVEL 5	255	10013	3386	1046	564	164	54	15229	6795	22025	1194	23220
ESE		806206	224615	69401	37441	10895	3619	1152178	450785	1602964	79268	1682233
VOCATIONAL,6-12	300	249000	66652	20594	11110	3233	1074	351664	133767	485432	23522	508954
VOCATIONAL PGM		249000	66652	20594	11110	3233	1074	351664	133767	485432	23522	508954
TOTAL FOR FEFP		5731646	1617597	499801	269637	78467	26065	8223216	3246397	11469614	570865	12040480
FOOD SERVICE									2176		3284	
TRANSPORTATION									688676		6529	

THOSE COSTS REPORTED IN THE COLUMN TITLED -SCHOOL INDIRECT- ARE DERIVED FROM TWO SOURCES: A) EXPENDITURES RECORDED BY SCHOOL AND B) SCHOOL LEVEL EXPENDITURES CENTRALLY RECORDED. FUNCTIONALLY DISTRIBUTED, THESE COSTS ARE AS REPORTED BELOW.

6100 PUPIL PERSONNEL	403828	6400 INSTR STAFF TRAINING	9761	7700 CENTRAL SERVICES	99077
6200 INSTRUCTIONAL MEDIA	51367	7300 SCHOOL ADMINISTRATION	864858	7900 OPERATION OF PLANT	982731
6300 INSTR & CURR DEVLPMNT	249685	7400 FACILITIES ACQ-CONSTR	167	8100 MAINTENANCE OF PLANT	449247
				8200 ADMIN. TECH. SERVICES	107166
				6500 INSTR. TECH. SERVICES	28505

FUND- 1
 SCHL- 0651 BRUNER MIDDLE SCHOOL

PROGRAM		DIRECT										
PROGRAM	NBR	SALARIES	BENEFITS	PURCHASED SERVICES	MATERIAL SUPPLIES	OTHER EXPENSES	CAPITAL OUTLAY	TOTAL DIRECT	SCHOOL INDIRECT	SCHOOL COST	DISTRICT INDIRECT	TOTAL
4-8 BASIC	102	2079062	577238	161662	34415	26249	7403	2886031	1272247	4158279	210586	4368866
BASIC		2079062	577238	161662	34415	26249	7403	2886031	1272247	4158279	210586	4368866
ESOL	130	51251	15340	4296	914	697	196	72696	33810	106507	5596	112104
ESOL		51251	15340	4296	914	697	196	72696	33810	106507	5596	112104
4-8 BASIC W/ESE	112	661850	188591	52817	11243	8576	2418	925497	415659	1341156	68801	1409957
ESE LEVEL 4	254	9987	3202	896	190	145	41	14464	7058	21523	1168	22691
ESE		671837	191793	53713	11434	8721	2459	939961	422717	1362679	69969	1432649
TOTAL FOR FEFP		2802151	784373	219672	46764	35669	10059	3898690	1728775	5627466	286153	5913619
FOOD SERVICE									1703		1528	
TRANSPORTATION									315092		3037	

THOSE COSTS REPORTED IN THE COLUMN TITLED -SCHOOL INDIRECT- ARE DERIVED FROM TWO SOURCES: A) EXPENDITURES RECORDED BY SCHOOL AND B) SCHOOL LEVEL EXPENDITURES CENTRALLY RECORDED. FUNCTIONALLY DISTRIBUTED, THESE COSTS ARE AS REPORTED BELOW.

6100 PUPIL PERSONNEL	252766	6400 INSTR STAFF TRAINING	11241	7700 CENTRAL SERVICES	49663
6200 INSTRUCTIONAL MEDIA	98781	7300 SCHOOL ADMINISTRATION	432228	7900 OPERATION OF PLANT	506918
6300 INSTR & CURR DEVLPMNT	126769	7400 FACILITIES ACQ-CONSTR		8100 MAINTENANCE OF PLANT	182806
				8200 ADMIN. TECH. SERVICES	53718
				6500 INSTR. TECH. SERVICES	13881

FUND- 1
 SCHL- 0671 LEWIS MIDDLE SCHOOL

----- PROGRAM -----		----- DIRECT -----										
CATEGORY	NBR	SALARIES	BENEFITS	PURCHASED SERVICES	MATERIAL SUPPLIES	OTHER EXPENSES	CAPITAL OUTLAY	TOTAL DIRECT	SCHOOL INDIRECT	SCHOOL COST	DISTRICT INDIRECT	TOTAL
4-8 BASIC	102	1725495	453114	131043	29782	19463	8217	2367116	1041110	3408226	160106	3568333
BASIC		1725495	453114	131043	29782	19463	8217	2367116	1041110	3408226	160106	3568333
ESOL	130	5601	1434	414	94	61	26	7632	3295	10927	506	11434
ESOL		5601	1434	414	94	61	26	7632	3295	10927	506	11434
4-8 BASIC W/ESE	112	460498	124564	36024	8187	5350	2258	636885	286209	923095	44014	967109
ESE LEVEL 4	254	1577	1026	296	67	44	18	3031	2359	5390	362	5753
ESE LEVEL 5	255	6650	2264	654	148	97	41	9857	5203	15061	800	15861
ESE		468726	127856	36976	8403	5492	2318	649774	293772	943546	45177	988724
TOTAL FOR FEFP		2199823	582405	168434	38280	25017	10561	3024522	1338178	4362701	205790	4568492
FOOD SERVICE									2409		934	
TRANSPORTATION									203287		1857	

THOSE COSTS REPORTED IN THE COLUMN TITLED -SCHOOL INDIRECT- ARE DERIVED FROM TWO SOURCES: A) EXPENDITURES RECORDED BY SCHOOL AND B) SCHOOL LEVEL EXPENDITURES CENTRALLY RECORDED. FUNCTIONALLY DISTRIBUTED, THESE COSTS ARE AS REPORTED BELOW.

6100 PUPIL PERSONNEL	143656	6400 INSTR STAFF TRAINING	3316	7700 CENTRAL SERVICES	35716
6200 INSTRUCTIONAL MEDIA	28612	7300 SCHOOL ADMINISTRATION	416246	7900 OPERATION OF PLANT	428099
6300 INSTR & CURR DEVLPMNT	88828	7400 FACILITIES ACQ-CONSTR		8100 MAINTENANCE OF PLANT	144128
				8200 ADMIN. TECH. SERVICES	38632
				6500 INSTR. TECH. SERVICES	10942

FUND- 1
 SCHL- 0681 LONGWOOD ELEMENTARY SCHOOL

----- DIRECT -----												
PROGRAM	NBR	SALARIES	BENEFITS	PURCHASED SERVICES	MATERIAL SUPPLIES	OTHER EXPENSES	CAPITAL OUTLAY	TOTAL DIRECT	SCHOOL INDIRECT	SCHOOL COST	DISTRICT INDIRECT	TOTAL
K-3 BASIC	101	1070455	265632	62922	53626	15936	1951	1470526	474163	1944689	98814	2043504
4-8 BASIC	102	321866	109415	25918	22089	6564	803	486657	208500	695157	41847	737005
BASIC		1392322	375048	88840	75715	22500	2755	1957183	682664	2639847	140661	2780509
ESOL	130	101888	24467	5795	4939	1467	179	138738	44286	183025	9154	192179
ESOL		101888	24467	5795	4939	1467	179	138738	44286	183025	9154	192179
PK-3 BASIC W/ES	111	379618	93631	22179	18902	5617	688	520637	177451	698088	35726	733814
4-8 BASIC W/ESE	112	111577	42246	10007	8528	2534	310	175205	80697	255902	16174	272077
ESE LEVEL 4	254	49042	14573	3452	2942	874	107	70990	28624	99614	5647	105262
ESE		540238	150451	35638	30373	9026	1105	766833	286772	1053605	57549	1111155
TOTAL FOR FEFP		2034448	549967	130275	111028	32994	4041	2862755	1013722	3876478	207366	4083844
FOOD SERVICE									589		948	
TRANSPORTATION									197768		1885	

THOSE COSTS REPORTED IN THE COLUMN TITLED -SCHOOL INDIRECT- ARE DERIVED FROM TWO SOURCES: A) EXPENDITURES RECORDED BY SCHOOL AND B) SCHOOL LEVEL EXPENDITURES CENTRALLY RECORDED. FUNCTIONALLY DISTRIBUTED, THESE COSTS ARE AS REPORTED BELOW.

6100 PUPIL PERSONNEL	118405	6400 INSTR STAFF TRAINING	3451	7700 CENTRAL SERVICES	37005
6200 INSTRUCTIONAL MEDIA	110288	7300 SCHOOL ADMINISTRATION	275611	7900 OPERATION OF PLANT	255592
6300 INSTR & CURR DEVLPMNT	43415	7400 FACILITIES ACQ-CONSTR		8100 MAINTENANCE OF PLANT	119583
				8200 ADMIN. TECH. SERVICES	40026
				6500 INSTR. TECH. SERVICES	10343

FUND- 1
 SCHL- 0701 OKALOOSA APPLIED TECHNOLOGY CR

PROGRAM		DIRECT										
PROGRAM	NBR	SALARIES	BENEFITS	PURCHASED SERVICES	MATERIAL SUPPLIES	OTHER EXPENSES	CAPITAL OUTLAY	TOTAL DIRECT	SCHOOL INDIRECT	SCHOOL COST	DISTRICT INDIRECT	TOTAL
9-12 BASIC	103	178165	42627	18123	6975	4032	3583	253507	118744	372252	14628	386880
BASIC		178165	42627	18123	6975	4032	3583	253507	118744	372252	14628	386880
ESOL	130	323	77	33	12	7	6	460	216	677	26	703
ESOL		323	77	33	12	7	6	460	216	677	26	703
9-12 BASIC W/ES	113	171185	46622	19822	7629	4410	3918	253589	129874	383463	15999	399463
ESE		171185	46622	19822	7629	4410	3918	253589	129874	383463	15999	399463
VOCATIONAL, 6-12	300	332802	94986	40385	15543	8984	7984	500686	264599	765286	32597	797883
VOCATIONAL PGM		332802	94986	40385	15543	8984	7984	500686	264599	765286	32597	797883
CONTINUING WORK	341	86729	15546	6609	2544	1470	1306	114206	43305	157512	5335	162847
ADULT-VOC		86729	15546	6609	2544	1470	1306	114206	43305	157512	5335	162847
AGRISCIENCE & N	351	696	155	66	25	14	13	971	433	1404	53	1457
BUSINESS EDUCAT	352	68474	15701	6675	2569	1485	1319	96226	43738	139965	5388	145353
HEALTH SCIENCE	354	382755	98888	42044	16182	9354	8312	557536	275469	833006	33936	866942
INDUSTRIAL	355	406210	109925	46737	17988	10398	9239	600500	306216	906716	37724	944441
ADULT PGM		858136	224671	95523	36765	21252	18885	1255234	625857	1881092	77102	1958195
VOCATIONAL PREP	405	37593	15546	6609	2544	1470	1306	65070	43305	108376	5335	113711
ADULT HANDICAP		37593	15546	6609	2544	1470	1306	65070	43305	108376	5335	113711
TOTAL FOR FEFP		1664936	440076	187108	72015	41628	36991	2442756	1225904	3668661	151025	3819687
FOOD SERVICE											351	
TRANSPORTATION									71739		697	

THOSE COSTS REPORTED IN THE COLUMN TITLED -SCHOOL INDIRECT- ARE DERIVED FROM TWO SOURCES: A) EXPENDITURES RECORDED BY SCHOOL AND B) SCHOOL LEVEL EXPENDITURES CENTRALLY RECORDED. FUNCTIONALLY DISTRIBUTED, THESE COSTS ARE AS REPORTED BELOW.

6100 PUPIL PERSONNEL	135824	6400 INSTR STAFF TRAINING	2411	7700 CENTRAL SERVICES	26211
6200 INSTRUCTIONAL MEDIA	941	7300 SCHOOL ADMINISTRATION	393499	7900 OPERATION OF PLANT	467683
6300 INSTR & CURR DEVLPMNT	31096	7400 FACILITIES ACQ-CONSTR		8100 MAINTENANCE OF PLANT	115802
				8200 ADMIN. TECH. SERVICES	28351
				6500 INSTR. TECH. SERVICES	24083

FUND- 1
 SCHL- 0731 WALKER ELEMENTARY

PROGRAM		DIRECT										TOTAL
CATEGORY	NBR	SALARIES	BENEFITS	PURCHASED SERVICES	MATERIAL SUPPLIES	OTHER EXPENSES	CAPITAL OUTLAY	TOTAL DIRECT	SCHOOL INDIRECT	SCHOOL COST	DISTRICT INDIRECT	TOTAL
K-3 BASIC	101	1453596	391304	92036	56321	25234	1022	2019516	562792	2582308	129680	2711989
4-8 BASIC	102	514034	182884	43014	26323	11793	478	778528	295568	1074097	63084	1137182
BASIC		1967630	574188	135050	82644	37028	1501	2798044	858361	3656406	192765	3849171
ESOL	130	3873	1418	333	204	91	3	5925	2109	8034	475	8510
ESOL		3873	1418	333	204	91	3	5925	2109	8034	475	8510
PK-3 BASIC W/ES	111	465845	126415	29733	18195	8152	330	648672	193878	842551	42812	885363
4-8 BASIC W/ESE	112	259709	74140	17438	10671	4781	193	366934	120351	487285	25614	512900
ESE LEVEL 4	254	22794	5813	1367	836	374	15	31202	9373	40575	2003	42579
ESE LEVEL 5	255	3265	1141	268	164	73	2	4916	1859	6775	394	7170
ESE		751615	207510	48807	29867	13382	542	1051725	325463	1377188	70825	1448013
TOTAL FOR FEFP		2723119	783117	184191	112716	50502	2047	3855695	1185934	5041629	264066	5305695
FOOD SERVICE									825		1317	
TRANSPORTATION									272718		2619	

THOSE COSTS REPORTED IN THE COLUMN TITLED -SCHOOL INDIRECT- ARE DERIVED FROM TWO SOURCES: A) EXPENDITURES RECORDED BY SCHOOL AND B) SCHOOL LEVEL EXPENDITURES CENTRALLY RECORDED. FUNCTIONALLY DISTRIBUTED, THESE COSTS ARE AS REPORTED BELOW.

6100 PUPIL PERSONNEL	151667	6400 INSTR STAFF TRAINING	4326	7700 CENTRAL SERVICES	47023
6200 INSTRUCTIONAL MEDIA	40236	7300 SCHOOL ADMINISTRATION	275156	7900 OPERATION OF PLANT	394198
6300 INSTR & CURR DEVLPMNT	51845	7400 FACILITIES ACQ-CONSTR		8100 MAINTENANCE OF PLANT	157473
				8200 ADMIN. TECH. SERVICES	50863
				6500 INSTR. TECH. SERVICES	13143

FUND- 1
 SCHL- 0741 BLUEWATER ELEMENTARY

PROGRAM		DIRECT										
PROGRAM	NBR	SALARIES	BENEFITS	PURCHASED SERVICES	MATERIAL SUPPLIES	OTHER EXPENSES	CAPITAL OUTLAY	TOTAL DIRECT	SCHOOL INDIRECT	SCHOOL COST	DISTRICT INDIRECT	TOTAL
K-3 BASIC	101	933023	261547	63516	63086	17388	1572	1340134	506376	1846511	98666	1945177
4-8 BASIC	102	403083	102789	24962	24793	6833	618	563079	224982	788062	40483	828545
BASIC		1336106	364336	88479	87879	24222	2190	1903214	731358	2634573	139149	2773723
ESOL	130	4272	1082	262	261	71	6	5957	2083	8040	407	8448
ESOL		4272	1082	262	261	71	6	5957	2083	8040	407	8448
PK-3 BASIC W/ES	111	422204	121355	29471	29271	8068	729	611100	247053	858153	46575	904728
4-8 BASIC W/ESE	112	340698	89081	21633	21486	5922	535	479358	195390	674749	35111	709860
ESE LEVEL 4	254	9897	3504	851	845	233	21	15352	7678	23031	1380	24411
ESE LEVEL 5	255	2927	893	216	215	59	5	4317	1960	6278	352	6630
ESE		775728	214834	52172	51818	14282	1291	1110129	452083	1562212	83419	1645631
TOTAL FOR FEFP		2116107	580254	140914	139959	38576	3488	3019301	1185525	4204827	222976	4427803
FOOD SERVICE									625		1081	
TRANSPORTATION									224918		2150	

THOSE COSTS REPORTED IN THE COLUMN TITLED -SCHOOL INDIRECT- ARE DERIVED FROM TWO SOURCES: A) EXPENDITURES RECORDED BY SCHOOL AND B) SCHOOL LEVEL EXPENDITURES CENTRALLY RECORDED. FUNCTIONALLY DISTRIBUTED, THESE COSTS ARE AS REPORTED BELOW.

6100 PUPIL PERSONNEL	123937	6400 INSTR STAFF TRAINING	3653	7700 CENTRAL SERVICES	39704
6200 INSTRUCTIONAL MEDIA	71821	7300 SCHOOL ADMINISTRATION	305745	7900 OPERATION OF PLANT	417236
6300 INSTR & CURR DEVLPMNT	45063	7400 FACILITIES ACQ-CONSTR		8100 MAINTENANCE OF PLANT	122425
				8200 ADMIN. TECH. SERVICES	42946
				6500 INSTR. TECH. SERVICES	12992

FUND- 1
 SCHL- 0751 ANTIOCH ELEMENTARY

PROGRAM		DIRECT										
PROGRAM	NBR	SALARIES	BENEFITS	PURCHASED SERVICES	MATERIAL SUPPLIES	OTHER EXPENSES	CAPITAL OUTLAY	TOTAL DIRECT	SCHOOL INDIRECT	SCHOOL COST	DISTRICT INDIRECT	TOTAL
K-3 BASIC	101	1347269	363561	92689	51500	18429	23	1873473	548973	2422447	128428	2550876
4-8 BASIC	102	555588	157723	40211	22342	7995	10	783871	265061	1048932	58141	1107073
BASIC		1902857	521285	132900	73842	26425	33	2657344	814034	3471379	186570	3657950
ESOL	130	17122	4629	1180	655	234		23822	6977	30799	1634	32433
ESOL		17122	4629	1180	655	234		23822	6977	30799	1634	32433
PK-3 BASIC W/ES	111	544649	141420	36054	20032	7168	9	749335	222395	971730	50755	1022486
4-8 BASIC W/ESE	112	340577	87273	22250	12362	4424	5	466893	146704	613598	32175	645773
ESE LEVEL 4	254	111152	27138	6918	3844	1375	1	150431	45658	196090	10008	206098
ESE LEVEL 5	255	4745	1620	413	229	82		7090	2725	9816	597	10413
ESE		1001124	257452	65637	36469	13050	16	1373751	417484	1791236	93536	1884772
TOTAL FOR FEFP		2921104	783366	199718	110967	39710	50	4054918	1238496	5293415	281740	5575156
FOOD SERVICE									1653		1447	
TRANSPORTATION									299781		2877	

THOSE COSTS REPORTED IN THE COLUMN TITLED -SCHOOL INDIRECT- ARE DERIVED FROM TWO SOURCES: A) EXPENDITURES RECORDED BY SCHOOL AND B) SCHOOL LEVEL EXPENDITURES CENTRALLY RECORDED. FUNCTIONALLY DISTRIBUTED, THESE COSTS ARE AS REPORTED BELOW.

6100 PUPIL PERSONNEL	187953	6400 INSTR STAFF TRAINING	4613	7700 CENTRAL SERVICES	50141
6200 INSTRUCTIONAL MEDIA	42168	7300 SCHOOL ADMINISTRATION	328760	7900 OPERATION OF PLANT	352713
6300 INSTR & CURR DEVLPMNT	58290	7400 FACILITIES ACQ-CONSTR	10	8100 MAINTENANCE OF PLANT	145594
				8200 ADMIN. TECH. SERVICES	54235
				6500 INSTR. TECH. SERVICES	14014

FUND- 1
 SCHL- 0761 DAVIDSON MIDDLE SCHOOL

PROGRAM		DIRECT										
PROGRAM	NBR	SALARIES	BENEFITS	PURCHASED SERVICES	MATERIAL SUPPLIES	OTHER EXPENSES	CAPITAL OUTLAY	TOTAL DIRECT	SCHOOL INDIRECT	SCHOOL COST	DISTRICT INDIRECT	TOTAL
4-8 BASIC	102	2026398	578853	176811	33452	50802	8083	2874403	1236457	4110861	192607	4303468
BASIC		2026398	578853	176811	33452	50802	8083	2874403	1236457	4110861	192607	4303468
ESOL	130	1713	561	171	32	49	7	2535	1198	3733	186	3920
ESOL		1713	561	171	32	49	7	2535	1198	3733	186	3920
4-8 BASIC W/ESE	112	627579	172604	52722	9975	15148	2410	880440	368690	1249130	57432	1306563
ESE LEVEL 4	254	28355	7792	2380	450	683	108	39770	16644	56415	2592	59008
ESE LEVEL 5	255	24800	7119	2174	411	624	99	35230	15206	50436	2368	52805
ESE		680736	187515	57277	10836	16457	2618	955441	400541	1355983	62393	1418377
TOTAL FOR FEFP		2708848	766930	234260	44321	67309	10710	3832380	1638198	5470578	255188	5725766
FOOD SERVICE									3403		1609	
TRANSPORTATION									343911		3200	

THOSE COSTS REPORTED IN THE COLUMN TITLED -SCHOOL INDIRECT- ARE DERIVED FROM TWO SOURCES: A) EXPENDITURES RECORDED BY SCHOOL AND B) SCHOOL LEVEL EXPENDITURES CENTRALLY RECORDED. FUNCTIONALLY DISTRIBUTED, THESE COSTS ARE AS REPORTED BELOW.

6100 PUPIL PERSONNEL	148107	6400 INSTR STAFF TRAINING	4075	7700 CENTRAL SERVICES	44289
6200 INSTRUCTIONAL MEDIA	92279	7300 SCHOOL ADMINISTRATION	580849	7900 OPERATION OF PLANT	415696
6300 INSTR & CURR DEVLPMNT	138174	7400 FACILITIES ACQ-CONSTR		8100 MAINTENANCE OF PLANT	154441
				8200 ADMIN. TECH. SERVICES	47905
				6500 INSTR. TECH. SERVICES	12379

FUND- 1
 SCHL- 0771 DESTIN MIDDLE SCHOOL

----- DIRECT -----												
PROGRAM	NBR	SALARIES	BENEFITS	PURCHASED SERVICES	MATERIAL SUPPLIES	OTHER EXPENSES	CAPITAL OUTLAY	TOTAL DIRECT	SCHOOL INDIRECT	SCHOOL COST	DISTRICT INDIRECT	TOTAL
4-8 BASIC	102	1438590	399959	132051	50495	23113	2545	2046754	972935	3019690	154627	3174317
BASIC		1438590	399959	132051	50495	23113	2545	2046754	972935	3019690	154627	3174317
ESOL	130	33944	9590	3166	1210	554	61	48528	23330	71858	3707	75566
ESOL		33944	9590	3166	1210	554	61	48528	23330	71858	3707	75566
4-8 BASIC W/ESE	112	443493	120306	39720	15188	6952	765	626427	292656	919083	46511	965595
ESE		443493	120306	39720	15188	6952	765	626427	292656	919083	46511	965595
TOTAL FOR FEFP		1916028	529856	174938	66894	30619	3371	2721710	1288922	4010633	204846	4215479
FOOD SERVICE									844		1134	
TRANSPORTATION									235317		2255	

THOSE COSTS REPORTED IN THE COLUMN TITLED -SCHOOL INDIRECT- ARE DERIVED FROM TWO SOURCES: A) EXPENDITURES RECORDED BY SCHOOL AND B) SCHOOL LEVEL EXPENDITURES CENTRALLY RECORDED. FUNCTIONALLY DISTRIBUTED, THESE COSTS ARE AS REPORTED BELOW.

6100 PUPIL PERSONNEL	200979	6400 INSTR STAFF TRAINING	3271	7700 CENTRAL SERVICES	35552
6200 INSTRUCTIONAL MEDIA	76387	7300 SCHOOL ADMINISTRATION	435732	7900 OPERATION OF PLANT	264123
6300 INSTR & CURR DEVLPMNT	102773	7400 FACILITIES ACQ-CONSTR		8100 MAINTENANCE OF PLANT	121709
				8200 ADMIN. TECH. SERVICES	38455
				6500 INSTR. TECH. SERVICES	9936

FUND- 1
 SCHL- 0781 ECCI - SOUTH

----- DIRECT -----												
PROGRAM	NBR	SALARIES	BENEFITS	PURCHASED SERVICES	MATERIAL SUPPLIES	OTHER EXPENSES	CAPITAL OUTLAY	TOTAL DIRECT	SCHOOL INDIRECT	SCHOOL COST	DISTRICT INDIRECT	TOTAL
4-8 BASIC	102	126305	35782	23049	2404	3077	134	190754	65699	256454	12777	269231
9-12 BASIC	103	66142	25293	16293	1699	2175	95	111701	46442	158143	9032	167175
BASIC		192448	61076	39343	4104	5253	229	302455	112142	414597	21809	436407
4-8 BASIC W/ESE	112	98999	29492	18997	1981	2536	111	152119	54150	206270	10531	216801
9-12 BASIC W/ES	113	43555	16553	10663	1112	1423	62	73371	30394	103766	5911	109677
ESE LEVEL 5	255	3215	926	596	62	79	3	4884	1700	6584	330	6915
ESE		145771	46972	30258	3156	4040	176	230375	86246	316621	16773	333395
TOTAL FOR FEFP		338220	108048	69601	7260	9293	406	532831	198388	731219	38583	769802
FOOD SERVICE											171	
TRANSPORTATION									34972		340	

THOSE COSTS REPORTED IN THE COLUMN TITLED -SCHOOL INDIRECT- ARE DERIVED FROM TWO SOURCES: A) EXPENDITURES RECORDED BY SCHOOL AND B) SCHOOL LEVEL EXPENDITURES CENTRALLY RECORDED. FUNCTIONALLY DISTRIBUTED, THESE COSTS ARE AS REPORTED BELOW.

6100 PUPIL PERSONNEL	27195	6400 INSTR STAFF TRAINING	616	7700 CENTRAL SERVICES	6696
6200 INSTRUCTIONAL MEDIA	240	7300 SCHOOL ADMINISTRATION	63418	7900 OPERATION OF PLANT	66010
6300 INSTR & CURR DEVLPMNT	7014	7400 FACILITIES ACQ-CONSTR		8100 MAINTENANCE OF PLANT	18081
				8200 ADMIN. TECH. SERVICES	7243
				6500 INSTR. TECH. SERVICES	1871

FUND- 1
 SCHL- 0791 ECCI - NORTH

----- PROGRAM -----		----- DIRECT -----										
CATEGORY	NBR	SALARIES	BENEFITS	PURCHASED SERVICES	MATERIAL SUPPLIES	OTHER EXPENSES	CAPITAL OUTLAY	TOTAL DIRECT	SCHOOL INDIRECT	SCHOOL COST	DISTRICT INDIRECT	TOTAL
4-8 BASIC	102	48111	17858	16728	1218	691	1	84609	55796	140405	6524	146930
9-12 BASIC	103	19409	8250	7728	562	319		36270	25776	62047	3014	65062
BASIC		67521	26108	24456	1780	1010	1	120879	81573	202453	9538	211992
4-8 BASIC W/ESE 112		31795	11360	10641	774	439		55012	35494	90507	4150	94657
9-12 BASIC W/ES 113		17125	7067	6620	482	273		31568	22081	53650	2582	56232
ESE		48920	18428	17261	1256	713	1	86581	57576	144157	6732	150890
TOTAL FOR FEFP		116442	44537	41717	3037	1723	2	207461	139149	346611	16271	362883
FOOD SERVICE											100	
TRANSPORTATION									20571		200	

THOSE COSTS REPORTED IN THE COLUMN TITLED -SCHOOL INDIRECT- ARE DERIVED FROM TWO SOURCES: A) EXPENDITURES RECORDED BY SCHOOL AND B) SCHOOL LEVEL EXPENDITURES CENTRALLY RECORDED. FUNCTIONALLY DISTRIBUTED, THESE COSTS ARE AS REPORTED BELOW.

6100 PUPIL PERSONNEL	24542	6400 INSTR STAFF TRAINING	259	7700 CENTRAL SERVICES	2824
6200 INSTRUCTIONAL MEDIA	101	7300 SCHOOL ADMINISTRATION	60578	7900 OPERATION OF PLANT	36415
6300 INSTR & CURR DEVLPMNT	2958	7400 FACILITIES ACQ-CONSTR		8100 MAINTENANCE OF PLANT	7625
				8200 ADMIN. TECH. SERVICES	3054
				6500 INSTR. TECH. SERVICES	789

FUND- 1
 SCHL- 7004 OKALOOSA ON-LINE

----- PROGRAM -----		----- DIRECT -----							SCHOOL	SCHOOL	DISTRICT	
CATEGORY	NBR	SALARIES	BENEFITS	PURCHASED SERVICES	MATERIAL SUPPLIES	OTHER EXPENSES	CAPITAL OUTLAY	TOTAL DIRECT	INDIRECT	COST	INDIRECT	TOTAL
4-8 BASIC	102	29798	8730	49	440	2		39022	59441	98463	1680	100144
9-12 BASIC	103	64799	18985	108	958	6		84858	129262	214120	3654	217774
BASIC		94597	27715	158	1399	9		123880	188703	312584	5334	317919
TOTAL FOR FEFP		94597	27715	158	1399	9		123880	188703	312584	5334	317919
FOOD SERVICE											82	
TRANSPORTATION									16868		164	

THOSE COSTS REPORTED IN THE COLUMN TITLED -SCHOOL INDIRECT- ARE DERIVED FROM TWO SOURCES: A) EXPENDITURES RECORDED BY SCHOOL AND B) SCHOOL LEVEL EXPENDITURES CENTRALLY RECORDED. FUNCTIONALLY DISTRIBUTED, THESE COSTS ARE AS REPORTED BELOW.

6100 PUPIL PERSONNEL	428	6400 INSTR STAFF TRAINING	85	7700 CENTRAL SERVICES	925
6200 INSTRUCTIONAL MEDIA	33	7300 SCHOOL ADMINISTRATION	181304	7900 OPERATION OF PLANT	1196
6300 INSTR & CURR DEVLPMNT	969	7400 FACILITIES ACQ-CONSTR		8100 MAINTENANCE OF PLANT	2500
				8200 ADMIN. TECH. SERVICES	1001
				6500 INSTR. TECH. SERVICES	258

FUND- 1
 SCHL- 9800 OKALOOSA ACADEMY

** CHARTER SCHOOL **

----- DIRECT -----												
PROGRAM	NBR	SALARIES	BENEFITS	PURCHASED SERVICES	MATERIAL SUPPLIES	OTHER EXPENSES	CAPITAL OUTLAY	TOTAL DIRECT	SCHOOL INDIRECT	SCHOOL COST	DISTRICT INDIRECT	TOTAL
Ctrl Function	Amount	Function	Amount	Function	Amount	Function	Amount					
4000 6100	80645	6200		6300		6400	102					
4001 7100	9899	7200	42040	7300	159349	7400	154264					
4002 7500	124949	7600		7700	113442	7800						
4003 7900	112416	8100		8200		6500						
K-3 BASIC	101			17166				17166	13177	30343		30343
4-8 BASIC	102	111766	18269	12820	7052	878	35	150820	155488	306308		306308
9-12 BASIC	103	296057	48392	33957	18679	2327	93	399505	383778	783283		783283
BASIC		407823	66661	63943	25731	3205	128	567491	552443	1119934		1119934
ESOL	130	1987	325	228	125	15	1	2681	2833	5514		5514
ESOL		1987	325	228	125	15	1	2681	2833	5514		5514
4-8 BASIC W/ESE	112	49674	8120	5698	3134	390	15	67031	54355	121386		121386
9-12 BASIC W/ES	113	149022	24359	17092	9402	1171	47	201093	168863	369956		369956
ESE		198696	32479	22790	12536	1561	62	268124	223218	491342		491342
VOCATIONAL,6-12	300	12418	2030	1424	784	98	4	16758	18612	35370		35370
VOCATIONAL PGM		12418	2030	1424	784	98	4	16758	18612	35370		35370
TOTAL FOR FEFP		620924	101495	88385	39176	4879	195	855054	797106	1652160		1652160
FOOD SERVICE												
TRANSPORTATION												

THOSE COSTS REPORTED IN THE COLUMN TITLED -SCHOOL INDIRECT- ARE DERIVED FROM TWO SOURCES: A) EXPENDITURES RECORDED BY SCHOOL AND B) SCHOOL LEVEL EXPENDITURES CENTRALLY RECORDED. FUNCTIONALLY DISTRIBUTED, THESE COSTS ARE AS REPORTED BELOW.

6100 PUPIL PERSONNEL	80645	6400 INSTR STAFF TRAINING	102	7700 CENTRAL SERVICES	113442
6200 INSTRUCTIONAL MEDIA		7300 SCHOOL ADMINISTRATION	159349	7900 OPERATION OF PLANT	112416
6300 INSTR & CURR DEVLPMNT		7400 FACILITIES ACQ-CONSTR	154264	8100 MAINTENANCE OF PLANT	
				8200 ADMIN. TECH. SERVICES	
				6500 INSTR. TECH. SERVICES	

FUND- 1

SCHL- 9805 OWC CHARTER HIGH SCHOOL

** CHARTER SCHOOL **

----- PROGRAM -----		----- DIRECT -----							TOTAL	SCHOOL	SCHOOL	DISTRICT	TOTAL
CATEGORY	NBR	SALARIES	BENEFITS	PURCHASED SERVICES	MATERIAL SUPPLIES	OTHER EXPENSES	CAPITAL OUTLAY	DIRECT	INDIRECT	COST	INDIRECT		
		Ctrl Function Amount	Function Amount	Function Amount	Function Amount	Function Amount	Function Amount						
4000	6100		6200		6300		6400						
4001	7100		7200		7300	353668	7400						
4002	7500		7600		7700		7800	84165					
4003	7900		8100		8200		6500						
9-12 BASIC	103	578403	138832	297399	137891		12254	1164779	351546	1516325		1516325	
BASIC		578403	138832	297399	137891		12254	1164779	351546	1516325		1516325	
9-12 BASIC W/ES	113	3492	838	1795	832		74	7031	2122	9153		9153	
ESE		3492	838	1795	832		74	7031	2122	9153		9153	
TOTAL FOR FEFP		581895	139670	299194	138723		12328	1171810	353668	1525478		1525478	

FOOD SERVICE
 TRANSPORTATION

THOSE COSTS REPORTED IN THE COLUMN TITLED -SCHOOL INDIRECT- ARE DERIVED FROM TWO SOURCES: A) EXPENDITURES RECORDED BY SCHOOL AND B) SCHOOL LEVEL EXPENDITURES CENTRALLY RECORDED. FUNCTIONALLY DISTRIBUTED, THESE COSTS ARE AS REPORTED BELOW.

6100 PUPIL PERSONNEL	6400 INSTR STAFF TRAINING	7700 CENTRAL SERVICES
6200 INSTRUCTIONAL MEDIA	7300 SCHOOL ADMINISTRATION	7900 OPERATION OF PLANT
6300 INSTR & CURR DEVLPMNT	7400 FACILITIES ACQ-CONSTR	8100 MAINTENANCE OF PLANT
		8200 ADMIN. TECH. SERVICES
		6500 INSTR. TECH. SERVICES

FUND- 1

SCHL- 9807 LIZA JACKSON PREP SCHOOL

** CHARTER SCHOOL **

----- DIRECT -----												
PROGRAM	NBR	SALARIES	BENEFITS	PURCHASED SERVICES	MATERIAL SUPPLIES	OTHER EXPENSES	CAPITAL OUTLAY	TOTAL DIRECT	SCHOOL INDIRECT	SCHOOL COST	DISTRICT INDIRECT	TOTAL
Ctrl Function	Amount	Function	Amount	Function	Amount	Function	Amount					
4000 6100	82204	6200	31858	6300	211624	6400	38155					
4001 7100	21676	7200	81023	7300	393091	7400	7315					
4002 7500	79907	7600	208845	7700	38523	7800	204604					
4003 7900	957748	8100	10650	8200		6500						
K-3 BASIC	101	651056	163623	7723	30143	18749	7492	878786	656769	1535555		1535555
4-8 BASIC	102	1189122	298850	14105	55055	34244	13684	1605060	1071315	2676375		2676375
BASIC		1840178	462473	21828	85198	52993	21176	2483846	1728084	4211930		4211930
ESOL	130	840	211	10	39	24	10	1134	893	2027		2027
ESOL		840	211	10	39	24	10	1134	893	2027		2027
PK-3 BASIC W/ES	111	91148	22907	1081	4220	2625	1049	123030	92153	215183		215183
4-8 BASIC W/ESE	112	168014	42226	1993	7779	4838	1934	226784	132644	359428		359428
ESE		259162	65133	3074	11999	7463	2983	349814	224797	574611		574611
TOTAL FOR FEFP		2100180	527817	24912	97236	60480	24169	2834794	1953774	4788568		4788568

FOOD SERVICE
 TRANSPORTATION

THOSE COSTS REPORTED IN THE COLUMN TITLED -SCHOOL INDIRECT- ARE DERIVED FROM TWO SOURCES: A) EXPENDITURES RECORDED BY SCHOOL AND B) SCHOOL LEVEL EXPENDITURES CENTRALLY RECORDED. FUNCTIONALLY DISTRIBUTED, THESE COSTS ARE AS REPORTED BELOW.

6100 PUPIL PERSONNEL	82204	6400 INSTR STAFF TRAINING	38155	7700 CENTRAL SERVICES	38523
6200 INSTRUCTIONAL MEDIA	31858	7300 SCHOOL ADMINISTRATION	393091	7900 OPERATION OF PLANT	957748
6300 INSTR & CURR DEVLPMNT	211624	7400 FACILITIES ACQ-CONSTR	7315	8100 MAINTENANCE OF PLANT	10650
				8200 ADMIN. TECH. SERVICES	
				6500 INSTR. TECH. SERVICES	

FUND- 1
 SCHL- 9810 GULF COAST YOUTH ACADEMY

PROGRAM CATEGORY	NBR	DIRECT							TOTAL DIRECT	SCHOOL INDIRECT	SCHOOL COST	DISTRICT INDIRECT	TOTAL
		SALARIES	BENEFITS	PURCHASED SERVICES	MATERIAL SUPPLIES	OTHER EXPENSES	CAPITAL OUTLAY						
4-8 BASIC	102	180381	44955	14455	8095	90	759	248738	50350	299088	16127	315216	
9-12 BASIC	103	157049	46576	14976	8387	94	786	227870	52165	280036	16709	296745	
BASIC		337430	91532	29431	16483	184	1546	476608	102515	579124	32837	611961	
4-8 BASIC W/ESE 112		121694	31170	10022	5613	62	526	169090	34910	204000	11182	215182	
9-12 BASIC W/ES 113		179588	54161	17414	9753	109	914	261942	60659	322602	19430	342032	
ESE		301283	85331	27437	15366	172	1441	431032	95570	526602	30612	557215	
VOCATIONAL,6-12 300		58140	16209	5212	2919	32	273	82787	18154	100942	5815	106757	
VOCATIONAL PGM		58140	16209	5212	2919	32	273	82787	18154	100942	5815	106757	
TOTAL FOR FEFP		696854	193073	62080	34769	390	3261	990428	216240	1206669	69265	1275934	
FOOD SERVICE											232		
TRANSPORTATION									47422		461		

THOSE COSTS REPORTED IN THE COLUMN TITLED -SCHOOL INDIRECT- ARE DERIVED FROM TWO SOURCES: A) EXPENDITURES RECORDED BY SCHOOL AND B) SCHOOL LEVEL EXPENDITURES CENTRALLY RECORDED. FUNCTIONALLY DISTRIBUTED, THESE COSTS ARE AS REPORTED BELOW.

6100 PUPIL PERSONNEL	5558	6400 INSTR STAFF TRAINING	1106	7700 CENTRAL SERVICES	12021
6200 INSTRUCTIONAL MEDIA	1096	7300 SCHOOL ADMINISTRATION	124486	7900 OPERATION OF PLANT	10555
6300 INSTR & CURR DEVLPMNT	12591	7400 FACILITIES ACQ-CONSTR		8100 MAINTENANCE OF PLANT	32460
				8200 ADMIN. TECH. SERVICES	13002
				6500 INSTR. TECH. SERVICES	3360

FUND- 1
 SCHL- 9811 OKALOOSA YOUTH DEVELOPMENT CTR

PROGRAM		DIRECT										
PROGRAM	NBR	SALARIES	BENEFITS	PURCHASED SERVICES	MATERIAL SUPPLIES	OTHER EXPENSES	CAPITAL OUTLAY	TOTAL DIRECT	SCHOOL INDIRECT	SCHOOL COST	DISTRICT INDIRECT	TOTAL
4-8 BASIC	102	106963	28370	11313	5113	1547	1654	154962	36323	191286	10814	202100
9-12 BASIC	103	102378	26746	10666	4820	1458	1559	147630	34245	181875	10195	192070
BASIC		209341	55116	21980	9933	3006	3214	302592	70569	373162	21009	394171
4-8 BASIC W/ESE 112		75456	19384	7730	3493	1057	1130	108253	24819	133072	7389	140461
9-12 BASIC W/ES 113		83409	20616	8221	3715	1124	1202	118289	26396	144685	7858	152544
ESE		158866	40000	15952	7209	2181	2333	226543	51215	277758	15247	293006
VOCATIONAL,6-12 300		32097	7305	2913	1316	398	426	44458	9354	53813	2784	56597
VOCATIONAL PGM		32097	7305	2913	1316	398	426	44458	9354	53813	2784	56597
TOTAL FOR FEFP		400305	102423	40845	18459	5586	5973	573594	131138	704733	39042	743775
FOOD SERVICE											111	
TRANSPORTATION									22731		221	

THOSE COSTS REPORTED IN THE COLUMN TITLED -SCHOOL INDIRECT- ARE DERIVED FROM TWO SOURCES: A) EXPENDITURES RECORDED BY SCHOOL AND B) SCHOOL LEVEL EXPENDITURES CENTRALLY RECORDED. FUNCTIONALLY DISTRIBUTED, THESE COSTS ARE AS REPORTED BELOW.

6100 PUPIL PERSONNEL	19414	6400 INSTR STAFF TRAINING	623	7700 CENTRAL SERVICES	6776
6200 INSTRUCTIONAL MEDIA	724	7300 SCHOOL ADMINISTRATION	56414	7900 OPERATION OF PLANT	7645
6300 INSTR & CURR DEVLPMNT	10554	7400 FACILITIES ACQ-CONSTR		8100 MAINTENANCE OF PLANT	18296
				8200 ADMIN. TECH. SERVICES	7329
				6500 INSTR. TECH. SERVICES	3360

FUND- 1
 SCHL- 9812 OKALOOSA YOUTH ACADEMY

PROGRAM		DIRECT										
-----	-----	SALARIES	BENEFITS	PURCHASED	MATERIAL	OTHER	CAPITAL	TOTAL	SCHOOL	SCHOOL	DISTRICT	TOTAL
CATEGORY	NBR			SERVICES	SUPPLIES	EXPENSES	OUTLAY	DIRECT	INDIRECT	COST	INDIRECT	
4-8 BASIC	102	156264	32372	17317	4363	1011	466	211796	40260	252056	13204	265261
9-12 BASIC	103	166945	39749	21263	5358	1242	572	235131	49434	284566	16213	300779
BASIC		323210	72121	38580	9722	2254	1039	446928	89695	536623	29417	566040
4-8 BASIC W/ESE 112		47528	10843	5800	1461	338	156	66129	13485	79614	4422	84037
9-12 BASIC W/ES 113		130181	33653	18002	4536	1051	485	187912	41854	229766	13727	243493
ESE		177710	44497	23803	5998	1390	641	254041	55339	309381	18149	327530
VOCATIONAL,6-12 300		80684	25047	13398	3376	782	361	123651	31150	154802	10216	165018
VOCATIONAL PGM		80684	25047	13398	3376	782	361	123651	31150	154802	10216	165018
TOTAL FOR FEFP		581605	141665	75782	19097	4427	2042	824620	176185	1000806	57784	1058590
FOOD SERVICE											228	
TRANSPORTATION									46658		453	

THOSE COSTS REPORTED IN THE COLUMN TITLED -SCHOOL INDIRECT- ARE DERIVED FROM TWO SOURCES: A) EXPENDITURES RECORDED BY SCHOOL AND B) SCHOOL LEVEL EXPENDITURES CENTRALLY RECORDED. FUNCTIONALLY DISTRIBUTED, THESE COSTS ARE AS REPORTED BELOW.

6100 PUPIL PERSONNEL	4637	6400 INSTR STAFF TRAINING	922	7700 CENTRAL SERVICES	10028
6200 INSTRUCTIONAL MEDIA	1029	7300 SCHOOL ADMINISTRATION	92588	7900 OPERATION OF PLANT	12287
6300 INSTR & CURR DEVLPMNT	13961	7400 FACILITIES ACQ-CONSTR		8100 MAINTENANCE OF PLANT	27079
				8200 ADMIN. TECH. SERVICES	10847
				6500 INSTR. TECH. SERVICES	2803

FUND- 1
 SCHL- 9813 OKALOOSA REGIONAL DETENTION CT

PROGRAM		DIRECT										
CATEGORY	NBR	SALARIES	BENEFITS	PURCHASED SERVICES	MATERIAL SUPPLIES	OTHER EXPENSES	CAPITAL OUTLAY	TOTAL DIRECT	SCHOOL INDIRECT	SCHOOL COST	DISTRICT INDIRECT	TOTAL
4-8 BASIC	102	29078	8384	6546	2628	677		47316	34600	81916	5447	87363
9-12 BASIC	103	45748	11743	9168	3680	949	1	71292	48460	119752	7629	127382
BASIC		74827	20128	15714	6309	1626	2	118608	83060	201669	13076	214745
4-8 BASIC W/ESE 112		7436	3761	2936	1178	304		15617	15520	31138	2443	33581
9-12 BASIC W/ES 113		21436	7382	5763	2314	596		37495	30465	67961	4796	72757
ESE		28872	11144	8700	3493	900	1	53112	45986	99099	7239	106338
TOTAL FOR FEFP		103700	31272	24415	9802	2527	3	171721	129047	300768	20315	321084
FOOD SERVICE											71	
TRANSPORTATION									14594		141	

THOSE COSTS REPORTED IN THE COLUMN TITLED -SCHOOL INDIRECT- ARE DERIVED FROM TWO SOURCES: A) EXPENDITURES RECORDED BY SCHOOL AND B) SCHOOL LEVEL EXPENDITURES CENTRALLY RECORDED. FUNCTIONALLY DISTRIBUTED, THESE COSTS ARE AS REPORTED BELOW.

6100 PUPIL PERSONNEL	8945	6400 INSTR STAFF TRAINING	324	7700 CENTRAL SERVICES	3525
6200 INSTRUCTIONAL MEDIA	524	7300 SCHOOL ADMINISTRATION	90697	7900 OPERATION OF PLANT	3096
6300 INSTR & CURR DEVLPMNT	7150	7400 FACILITIES ACQ-CONSTR		8100 MAINTENANCE OF PLANT	9520
				8200 ADMIN. TECH. SERVICES	3813
				6500 INSTR. TECH. SERVICES	1448

FUND- 1
 SCHL- 9814 ADOLESCENT SUBSTANCE ABUSE PRG

PROGRAM		DIRECT										
PROGRAM	NBR	SALARIES	BENEFITS	PURCHASED SERVICES	MATERIAL SUPPLIES	OTHER EXPENSES	CAPITAL OUTLAY	TOTAL DIRECT	SCHOOL INDIRECT	SCHOOL COST	DISTRICT INDIRECT	TOTAL
4-8 BASIC	102	33413	10679	3376	2445	258	253	50426	22071	72498	3745	76243
9-12 BASIC	103	80341	26910	8507	6161	652	639	123213	55619	178832	9437	188270
BASIC		113754	37589	11884	8607	911	892	173639	77691	251330	13182	264513
4-8 BASIC W/ESE 112		1418	425	134	97	10	10	2097	880	2977	149	3126
9-12 BASIC W/ES 113		74565	24948	7887	5712	604	592	114310	51563	165874	8749	174623
ESE		75983	25374	8022	5810	615	602	116408	52444	168852	8898	177750
VOCATIONAL,6-12 300		6353	2008	634	459	48	47	9552	4150	13702	704	14406
VOCATIONAL PGM		6353	2008	634	459	48	47	9552	4150	13702	704	14406
TOTAL FOR FEFP		196091	64971	20541	14876	1575	1542	299599	134285	433885	22785	456671
FOOD SERVICE											85	
TRANSPORTATION									17372		169	

THOSE COSTS REPORTED IN THE COLUMN TITLED -SCHOOL INDIRECT- ARE DERIVED FROM TWO SOURCES: A) EXPENDITURES RECORDED BY SCHOOL AND B) SCHOOL LEVEL EXPENDITURES CENTRALLY RECORDED. FUNCTIONALLY DISTRIBUTED, THESE COSTS ARE AS REPORTED BELOW.

6100 PUPIL PERSONNEL	73874	6400 INSTR STAFF TRAINING	363	7700 CENTRAL SERVICES	3954
6200 INSTRUCTIONAL MEDIA	438	7300 SCHOOL ADMINISTRATION	30367	7900 OPERATION OF PLANT	3472
6300 INSTR & CURR DEVLPMNT	4142	7400 FACILITIES ACQ-CONSTR		8100 MAINTENANCE OF PLANT	10678
				8200 ADMIN. TECH. SERVICES	4277
				6500 INSTR. TECH. SERVICES	2715

FUND- 1
 SCHL- 9815 EMERALD COAST MARINE INSTITUTE

----- PROGRAM -----		----- DIRECT -----							SCHOOL	SCHOOL	DISTRICT	
CATEGORY	NBR	SALARIES	BENEFITS	PURCHASED SERVICES	MATERIAL SUPPLIES	OTHER EXPENSES	CAPITAL OUTLAY	TOTAL DIRECT	INDIRECT	COST	INDIRECT	TOTAL
4-8 BASIC	102	139	158	53911	6	1		54218	1386	55604	1008	56612
9-12 BASIC	103	335	381	129787	16	4		130525	3336	133862	2427	136289
BASIC		474	539	183699	23	6		184743	4722	189466	3435	192902
4-8 BASIC W/ESE 112		41	46	15973	2			16064	410	16475	298	16773
9-12 BASIC W/ES 113		221	251	85574	10	2		86060	2200	88260	1600	89861
ESE		262	298	101547	12	3		102125	2610	104736	1899	106635
TOTAL FOR FEFP		737	838	285247	36	9		286869	7333	294202	5334	299537
FOOD SERVICE											91	
TRANSPORTATION									38277		182	

THOSE COSTS REPORTED IN THE COLUMN TITLED -SCHOOL INDIRECT- ARE DERIVED FROM TWO SOURCES: A) EXPENDITURES RECORDED BY SCHOOL AND B) SCHOOL LEVEL EXPENDITURES CENTRALLY RECORDED. FUNCTIONALLY DISTRIBUTED, THESE COSTS ARE AS REPORTED BELOW.

6100 PUPIL PERSONNEL	428	6400 INSTR STAFF TRAINING	85	7700 CENTRAL SERVICES	925
6200 INSTRUCTIONAL MEDIA	33	7300 SCHOOL ADMINISTRATION	317	7900 OPERATION OF PLANT	813
6300 INSTR & CURR DEVLPMNT	969	7400 FACILITIES ACQ-CONSTR		8100 MAINTENANCE OF PLANT	2500
				8200 ADMIN. TECH. SERVICES	1001
				6500 INSTR. TECH. SERVICES	258

FUND- 1
 SCHL- 9817 MILTON GIRLS JUVENILE RESIDENT

----- DIRECT -----												
PROGRAM	NBR	SALARIES	BENEFITS	PURCHASED SERVICES	MATERIAL SUPPLIES	OTHER EXPENSES	CAPITAL OUTLAY	TOTAL DIRECT	SCHOOL INDIRECT	SCHOOL COST	DISTRICT INDIRECT	TOTAL
4-8 BASIC	102	71107	19987	4624	3220	200	135	99275	25609	124885	7074	131959
9-12 BASIC	103	102615	29137	6741	4694	292	198	143678	37332	181011	10312	191324
BASIC		173722	49125	11365	7914	492	333	242954	62942	305897	17386	323284
4-8 BASIC W/ESE	112	29122	8275	1914	1333	83	56	40785	10602	51388	2928	54317
9-12 BASIC W/ES	113	86238	24645	5701	3970	247	167	120971	31577	152549	8722	161271
ESE LEVEL 4	254	4461	1190	275	191	11	8	6139	1525	7665	421	8086
ESE		119822	34111	7891	5495	342	231	167896	43706	211602	12073	223675
VOCATIONAL, 6-12	300	10069	2125	491	342	21	14	13064	2723	15787	752	16540
VOCATIONAL PGM		10069	2125	491	342	21	14	13064	2723	15787	752	16540
TOTAL FOR FEFP		303615	85362	19748	13752	856	580	423916	109371	533287	30212	563499
FOOD SERVICE											131	
TRANSPORTATION									26817		260	

THOSE COSTS REPORTED IN THE COLUMN TITLED -SCHOOL INDIRECT- ARE DERIVED FROM TWO SOURCES: A) EXPENDITURES RECORDED BY SCHOOL AND B) SCHOOL LEVEL EXPENDITURES CENTRALLY RECORDED. FUNCTIONALLY DISTRIBUTED, THESE COSTS ARE AS REPORTED BELOW.

6100 PUPIL PERSONNEL	2424	6400 INSTR STAFF TRAINING	482	7700 CENTRAL SERVICES	5243
6200 INSTRUCTIONAL MEDIA	903	7300 SCHOOL ADMINISTRATION	9499	7900 OPERATION OF PLANT	5378
6300 INSTR & CURR DEVLPMNT	63562	7400 FACILITIES ACQ-CONSTR		8100 MAINTENANCE OF PLANT	14740
				8200 ADMIN. TECH. SERVICES	5671
				6500 INSTR. TECH. SERVICES	1465

FUND- 1
 SCHL- 9818 N. W. FLORIDA BALLET ACADEMIE

PROGRAM		DIRECT										
PROGRAM	NBR	SALARIES	BENEFITS	PURCHASED SERVICES	MATERIAL SUPPLIES	OTHER EXPENSES	CAPITAL OUTLAY	TOTAL DIRECT	SCHOOL INDIRECT	SCHOOL COST	DISTRICT INDIRECT	TOTAL
K-3 BASIC	101	115108	34414	107827	4247	1881	2	263481	19428	282910	14394	297304
4-8 BASIC	102	154751	47813	149811	5901	2613	3	360895	30012	390907	20875	411783
BASIC		269859	82227	257638	10148	4495	6	624376	49441	673817	35270	709088
PK-3 BASIC W/ES 111		2791	781	2447	96	42		6158	438	6597	325	6923
ESE		2791	781	2447	96	42		6158	438	6597	325	6923
TOTAL FOR FEFP		272651	83008	260085	10244	4537	6	630535	49880	680415	35596	716011
FOOD SERVICE											198	
TRANSPORTATION									41157		394	

THOSE COSTS REPORTED IN THE COLUMN TITLED -SCHOOL INDIRECT- ARE DERIVED FROM TWO SOURCES: A) EXPENDITURES RECORDED BY SCHOOL AND B) SCHOOL LEVEL EXPENDITURES CENTRALLY RECORDED. FUNCTIONALLY DISTRIBUTED, THESE COSTS ARE AS REPORTED BELOW.

6100 PUPIL PERSONNEL	2912	6400 INSTR STAFF TRAINING	579	7700 CENTRAL SERVICES	6298
6200 INSTRUCTIONAL MEDIA	760	7300 SCHOOL ADMINISTRATION	3723	7900 OPERATION OF PLANT	4944
6300 INSTR & CURR DEVLPMNT	6597	7400 FACILITIES ACQ-CONSTR		8100 MAINTENANCE OF PLANT	15206
				8200 ADMIN. TECH. SERVICES	6812
				6500 INSTR. TECH. SERVICES	2046

FUND- 1
 SCHL- 9819 TEACHING ADJUDICATED YOUTH FAC

----- PROGRAM -----		----- DIRECT -----										
CATEGORY	NBR	SALARIES	BENEFITS	PURCHASED SERVICES	MATERIAL SUPPLIES	OTHER EXPENSES	CAPITAL OUTLAY	TOTAL DIRECT	SCHOOL INDIRECT	SCHOOL COST	DISTRICT INDIRECT	TOTAL
9-12 BASIC	103	22871	6757	1534	5094	3	176	36439	29600	66039	2069	68109
BASIC		22871	6757	1534	5094	3	176	36439	29600	66039	2069	68109
9-12 BASIC W/ES	113	36119	10659	2421	8035	5	279	57520	46689	104210	3265	107475
ESE		36119	10659	2421	8035	5	279	57520	46689	104210	3265	107475
TOTAL FOR FEFP		58991	17417	3956	13130	9	455	93960	76289	170250	5334	175585
FOOD SERVICE												27
TRANSPORTATION									5665			55

THOSE COSTS REPORTED IN THE COLUMN TITLED -SCHOOL INDIRECT- ARE DERIVED FROM TWO SOURCES: A) EXPENDITURES RECORDED BY SCHOOL AND B) SCHOOL LEVEL EXPENDITURES CENTRALLY RECORDED. FUNCTIONALLY DISTRIBUTED, THESE COSTS ARE AS REPORTED BELOW.

6100 PUPIL PERSONNEL	428	6400 INSTR STAFF TRAINING	85	7700 CENTRAL SERVICES	925
6200 INSTRUCTIONAL MEDIA	138	7300 SCHOOL ADMINISTRATION	8999	7900 OPERATION OF PLANT	813
6300 INSTR & CURR DEVLPMNT	59748	7400 FACILITIES ACQ-CONSTR		8100 MAINTENANCE OF PLANT	2500
				8200 ADMIN. TECH. SERVICES	1001
				6500 INSTR. TECH. SERVICES	1648

FUND- 1
 SCHL- 9820 OKALOOSA BLENDED SCHOOLS

PROGRAM CATEGORY	NBR	DIRECT						TOTAL DIRECT	SCHOOL INDIRECT	SCHOOL COST	DISTRICT INDIRECT	TOTAL
		SALARIES	BENEFITS	PURCHASED SERVICES	MATERIAL SUPPLIES	OTHER EXPENSES	CAPITAL OUTLAY					
K-3 BASIC	101	37087	7831	27683	4198	3896		80698	52156	132854	4508	137362
4-8 BASIC	102	43172	8723	30836	4676	4340		91750	58649	150399	5163	155562
BASIC		80259	16554	58520	8875	8237	1	172448	110805	283253	9671	292925
PK-3 BASIC W/ES 111		1543	321	1135	172	159		3331	2136	5468	184	5652
ESE		1543	321	1135	172	159		3331	2136	5468	184	5652
TOTAL FOR FEFP		81803	16875	59655	9047	8396	1	175779	112942	288722	9856	298578
FOOD SERVICE											103	
TRANSPORTATION									21050		204	

THOSE COSTS REPORTED IN THE COLUMN TITLED -SCHOOL INDIRECT- ARE DERIVED FROM TWO SOURCES: A) EXPENDITURES RECORDED BY SCHOOL AND B) SCHOOL LEVEL EXPENDITURES CENTRALLY RECORDED. FUNCTIONALLY DISTRIBUTED, THESE COSTS ARE AS REPORTED BELOW.

6100 PUPIL PERSONNEL	810	6400 INSTR STAFF TRAINING	161	7700 CENTRAL SERVICES	1751
6200 INSTRUCTIONAL MEDIA	62	7300 SCHOOL ADMINISTRATION	99790	7900 OPERATION OF PLANT	2033
6300 INSTR & CURR DEVLPMNT	1834	7400 FACILITIES ACQ-CONSTR		8100 MAINTENANCE OF PLANT	4112
				8200 ADMIN. TECH. SERVICES	1894
				6500 INSTR. TECH. SERVICES	489

School District of Okaloosa County




EXHIBIT K-14

Schedule 3, School Program Cost Report **Special Revenue Funds**

For the Fiscal Year Ended June 30, 2009
Revised October 26, 2009

FUND- 4
 SCHL- 0031 EDWINS ELEMENTARY SCHOOL

PROGRAM		DIRECT										
PROGRAM	NBR	SALARIES	BENEFITS	PURCHASED SERVICES	MATERIAL SUPPLIES	OTHER EXPENSES	CAPITAL OUTLAY	TOTAL DIRECT	SCHOOL INDIRECT	SCHOOL COST	DISTRICT INDIRECT	TOTAL
K-3 BASIC	101	72192	22357	9929	15686	86	20310	140563	43779	184342	19833	204176
4-8 BASIC	102	57580	9469	4205	6644	36	8602	86539	18543	105083	8400	113484
BASIC		129773	31827	14134	22330	123	28913	227103	62322	289425	28234	317660
ESOL	130	2318	2044	908	1434	7	1857	8571	4004	12575	1813	14389
ESOL		2318	2044	908	1434	7	1857	8571	4004	12575	1813	14389
PK-3 BASIC W/ES	111	62824	27794	4117	6681	1461	8736	111617	27891	139508	19445	158954
4-8 BASIC W/ESE	112	22139	9794	1451	2354	515	3078	39333	9828	49162	6852	56014
ESE LEVEL 4	254	4708	2082	308	500	109	654	8364	2090	10454	1457	11911
ESE LEVEL 5	255	228	101	14	24	5	31	406	101	507	70	578
ESE		89900	39773	5892	9561	2091	12501	159721	39912	199633	27825	227459
TOTAL FOR FEFP		221992	73646	20935	33326	2222	43272	395395	106239	501635	57874	559509
FOOD SERVICE									198074		18972	
TRANSPORTATION											1500	

THOSE COSTS REPORTED IN THE COLUMN TITLED -SCHOOL INDIRECT- ARE DERIVED FROM TWO SOURCES: A) EXPENDITURES RECORDED BY SCHOOL AND B) SCHOOL LEVEL EXPENDITURES CENTRALLY RECORDED. FUNCTIONALLY DISTRIBUTED, THESE COSTS ARE AS REPORTED BELOW.

6100 PUPIL PERSONNEL	3351	6400 INSTR STAFF TRAINING	7700 CENTRAL SERVICES
6200 INSTRUCTIONAL MEDIA		7300 SCHOOL ADMINISTRATION	328 7900 OPERATION OF PLANT
6300 INSTR & CURR DEVLPMNT	102558	7400 FACILITIES ACQ-CONSTR	8100 MAINTENANCE OF PLANT
			8200 ADMIN. TECH. SERVICES
			6500 INSTR. TECH. SERVICES

FUND- 4
 SCHL- 0041 BAKER SCHOOL

----- PROGRAM -----		----- DIRECT -----										
CATEGORY	NBR	SALARIES	BENEFITS	PURCHASED SERVICES	MATERIAL SUPPLIES	OTHER EXPENSES	CAPITAL OUTLAY	TOTAL DIRECT	SCHOOL INDIRECT	SCHOOL COST	DISTRICT INDIRECT	TOTAL
K-3 BASIC	101	80288	16735	10406	5348	61	11235	124076	741	124817	20788	145605
4-8 BASIC	102	56654	24736	15382	7905	91	16606	121377	1095	122472	30727	153199
9-12 BASIC	103	65	12	115	1173	27	3741	5134	196	5331	11835	17166
BASIC		137008	41484	25904	14427	179	31583	250588	2032	252621	63351	315972
ESOL	130	88	80	49	25		53	298	3	301	99	401
ESOL		88	80	49	25		53	298	3	301	99	401
PK-3 BASIC W/ES	111	19866	8094	3304	1977	219	3942	37403	8237	45641	15601	61243
4-8 BASIC W/ESE	112	41033	8521	3478	2081	230	4150	59496	8672	68169	16424	84593
9-12 BASIC W/ES	113	11801	2480	131	535	171	1222	16343	6680	23024	10189	33214
ESE LEVEL 4	254	1130	460	188	112	12	224	2128	468	2597	887	3485
ESE LEVEL 5	255	123	50	20	12	1	24	233	51	284	97	382
ESE		73955	19607	7122	4719	635	9565	115606	24111	139717	43201	182919
VOCATIONAL,6-12	300	6	1	10	109	2	349	479	18	497	1104	1601
VOCATIONAL PGM		6	1	10	109	2	349	479	18	497	1104	1601
TOTAL FOR FEFP		211058	61173	33087	19282	818	41551	366972	26165	393137	107756	500894
FOOD SERVICE									413968		53837	
TRANSPORTATION											3725	

THOSE COSTS REPORTED IN THE COLUMN TITLED -SCHOOL INDIRECT- ARE DERIVED FROM TWO SOURCES: A) EXPENDITURES RECORDED BY SCHOOL AND B) SCHOOL LEVEL EXPENDITURES CENTRALLY RECORDED. FUNCTIONALLY DISTRIBUTED, THESE COSTS ARE AS REPORTED BELOW.

6100 PUPIL PERSONNEL	1801	6400 INSTR STAFF TRAINING	7700 CENTRAL SERVICES
6200 INSTRUCTIONAL MEDIA		7300 SCHOOL ADMINISTRATION	772 7900 OPERATION OF PLANT
6300 INSTR & CURR DEVLPMNT	23590	7400 FACILITIES ACQ-CONSTR	8100 MAINTENANCE OF PLANT
			8200 ADMIN. TECH. SERVICES
			6500 INSTR. TECH. SERVICES

FUND- 4
 SCHL- 0051 BOB SIKES ELEMENTARY SCHOOL

----- DIRECT -----												
PROGRAM	NBR	SALARIES	BENEFITS	PURCHASED SERVICES	MATERIAL SUPPLIES	OTHER EXPENSES	CAPITAL OUTLAY	TOTAL DIRECT	SCHOOL INDIRECT	SCHOOL COST	DISTRICT INDIRECT	TOTAL
K-3 BASIC	101	93076	15103	13168	9497	3612	17075	151534	5320	156854	26304	183158
4-8 BASIC	102	54749	8848	7715	5564	2116	10004	88997	3116	92114	15411	107525
BASIC		147825	23952	20883	15061	5728	27079	240531	8436	248968	41715	290684
ESOL	130	195	90	79	57	21	102	546	32	578	158	737
ESOL		195	90	79	57	21	102	546	32	578	158	737
PK-3 BASIC W/ES	111	80180	31442	5033	3182	1498	5594	126931	20955	147887	18843	166731
4-8 BASIC W/ESE	112	74418	27711	4436	2805	1320	4930	115622	18469	134091	16607	150698
ESE LEVEL 4	254	3017	1220	195	123	58	217	4832	813	5646	731	6378
ESE		157616	60373	9665	6111	2876	10742	247386	40238	287625	36182	323807
TOTAL FOR FEFP		305637	84417	30628	21230	8627	37924	488465	48707	537172	78056	615229
FOOD SERVICE									237826		28900	
TRANSPORTATION											2285	

THOSE COSTS REPORTED IN THE COLUMN TITLED -SCHOOL INDIRECT- ARE DERIVED FROM TWO SOURCES: A) EXPENDITURES RECORDED BY SCHOOL AND B) SCHOOL LEVEL EXPENDITURES CENTRALLY RECORDED. FUNCTIONALLY DISTRIBUTED, THESE COSTS ARE AS REPORTED BELOW.

6100 PUPIL PERSONNEL	3572	6400 INSTR STAFF TRAINING	7420	7700 CENTRAL SERVICES
6200 INSTRUCTIONAL MEDIA		7300 SCHOOL ADMINISTRATION	449	7900 OPERATION OF PLANT
6300 INSTR & CURR DEVLPMNT	37263	7400 FACILITIES ACQ-CONSTR		8100 MAINTENANCE OF PLANT
				8200 ADMIN. TECH. SERVICES
				6500 INSTR. TECH. SERVICES

FUND- 4
 SCHL- 0082 MEIGS MIDDLE SCHOOL

PROGRAM		DIRECT										
PROGRAM	NBR	SALARIES	BENEFITS	PURCHASED SERVICES	MATERIAL SUPPLIES	OTHER EXPENSES	CAPITAL OUTLAY	TOTAL DIRECT	SCHOOL INDIRECT	SCHOOL COST	DISTRICT INDIRECT	TOTAL
4-8 BASIC	102	91	17	161	1646	38	5249	7204	275	7480	16607	24087
BASIC		91	17	161	1646	38	5249	7204	275	7480	16607	24087
ESOL	130			1	11		36	49	1	51	114	165
ESOL				1	11		36	49	1	51	114	165
4-8 BASIC W/ESE	112	2017	656	231	941	114	2147	6109	18811	24920	17899	42819
ESE LEVEL 4	254	84	27	9	39	4	90	256	789	1045	750	1796
ESE LEVEL 5	255	76	24	8	35	4	81	232	715	948	681	1629
ESE		2178	708	250	1016	124	2319	6598	20316	26914	19331	46245
TOTAL FOR FEFP		2271	726	412	2674	162	7605	13852	20593	34445	36052	70498
FOOD SERVICE									242825		27292	
TRANSPORTATION											1320	

THOSE COSTS REPORTED IN THE COLUMN TITLED -SCHOOL INDIRECT- ARE DERIVED FROM TWO SOURCES: A) EXPENDITURES RECORDED BY SCHOOL AND B) SCHOOL LEVEL EXPENDITURES CENTRALLY RECORDED. FUNCTIONALLY DISTRIBUTED, THESE COSTS ARE AS REPORTED BELOW.

- 6100 PUPIL PERSONNEL
- 6200 INSTRUCTIONAL MEDIA
- 6300 INSTR & CURR DEVLPMNT
- 20236 7400 FACILITIES ACQ-CONSTR
- 6400 INSTR STAFF TRAINING
- 7300 SCHOOL ADMINISTRATION
- 7400 FACILITIES ACQ-CONSTR
- 356 7700 CENTRAL SERVICES
- 7900 OPERATION OF PLANT
- 8100 MAINTENANCE OF PLANT
- 8200 ADMIN. TECH. SERVICES
- 6500 INSTR. TECH. SERVICES

FUND- 4
 SCHL- 0092 RICHBourg MIDDLE SCHOOL

----- PROGRAM -----		----- DIRECT -----							SCHOOL	SCHOOL	DISTRICT	
CATEGORY	NBR	SALARIES	BENEFITS	PURCHASED SERVICES	MATERIAL SUPPLIES	OTHER EXPENSES	CAPITAL OUTLAY	TOTAL DIRECT	INDIRECT	COST	INDIRECT	TOTAL
4-8 BASIC	102	94	23	167	1705	435	5438	7865	1574	9439	17203	26643
BASIC		94	23	167	1705	435	5438	7865	1574	9439	17203	26643
ESOL	130			1	17	4	55	80	16	97	176	273
ESOL				1	17	4	55	80	16	97	176	273
4-8 BASIC W/ESE	112	138087	45536	399	1626	609	3710	189969	40657	230626	30921	261547
ESE		138087	45536	399	1626	609	3710	189969	40657	230626	30921	261547
TOTAL FOR FEFP		138182	45560	568	3349	1049	9203	197915	42248	240163	48301	288465
FOOD SERVICE									303988		27869	
TRANSPORTATION									182		1348	

THOSE COSTS REPORTED IN THE COLUMN TITLED -SCHOOL INDIRECT- ARE DERIVED FROM TWO SOURCES: A) EXPENDITURES RECORDED BY SCHOOL AND B) SCHOOL LEVEL EXPENDITURES CENTRALLY RECORDED. FUNCTIONALLY DISTRIBUTED, THESE COSTS ARE AS REPORTED BELOW.

- | | | |
|----------------------------|----------------------------------|-----------------------------|
| 6100 PUPIL PERSONNEL | 6400 INSTR STAFF TRAINING | 7700 CENTRAL SERVICES |
| 6200 INSTRUCTIONAL MEDIA | 7300 SCHOOL ADMINISTRATION | 414 7900 OPERATION OF PLANT |
| 6300 INSTR & CURR DEVLPMNT | 41833 7400 FACILITIES ACQ-CONSTR | 8100 MAINTENANCE OF PLANT |
| | | 8200 ADMIN. TECH. SERVICES |
| | | 6500 INSTR. TECH. SERVICES |

FUND- 4
 SCHL- 0111 W. E. COMBS SCHOOL

----- PROGRAM -----		----- DIRECT -----							SCHOOL	SCHOOL	DISTRICT	
CATEGORY	NBR	SALARIES	BENEFITS	PURCHASED SERVICES	MATERIAL SUPPLIES	OTHER EXPENSES	CAPITAL OUTLAY	TOTAL DIRECT	INDIRECT	COST	INDIRECT	TOTAL
K-3 BASIC	101	1		3	31		101	139	5	144	321	466
4-8 BASIC	102				3		10	14		15	33	49
9-12 BASIC	103			1	15		50	68	2	71	158	230
BASIC		2		5	50	1	162	223	8	231	514	745
PK-3 BASIC W/ES 111		1		4	19	2	43	72	1	73	364	438
4-8 BASIC W/ESE 112		10		25	105	12	240	395	8	403	2001	2405
9-12 BASIC W/ES 113		1		2	10	1	24	40		41	204	245
ESE		13		33	135	16	308	507	10	518	2571	3089
TOTAL FOR FEFP		16	1	38	186	17	471	731	19	750	3085	3835
FOOD SERVICE										17106	1232	
TRANSPORTATION											59	

THOSE COSTS REPORTED IN THE COLUMN TITLED -SCHOOL INDIRECT- ARE DERIVED FROM TWO SOURCES: A) EXPENDITURES RECORDED BY SCHOOL AND B) SCHOOL LEVEL EXPENDITURES CENTRALLY RECORDED. FUNCTIONALLY DISTRIBUTED, THESE COSTS ARE AS REPORTED BELOW.

- | | | |
|----------------------------|----------------------------|----------------------------|
| 6100 PUPIL PERSONNEL | 6400 INSTR STAFF TRAINING | 7700 CENTRAL SERVICES |
| 6200 INSTRUCTIONAL MEDIA | 7300 SCHOOL ADMINISTRATION | 19 7900 OPERATION OF PLANT |
| 6300 INSTR & CURR DEVLPMNT | 7400 FACILITIES ACQ-CONSTR | 8100 MAINTENANCE OF PLANT |
| | | 8200 ADMIN. TECH. SERVICES |
| | | 6500 INSTR. TECH. SERVICES |

FUND- 4
 SCHL- 0121 RUCKEL MIDDLE SCHOOL

----- PROGRAM -----		----- DIRECT -----										
CATEGORY	NBR	SALARIES	BENEFITS	PURCHASED SERVICES	MATERIAL SUPPLIES	OTHER EXPENSES	CAPITAL OUTLAY	TOTAL DIRECT	SCHOOL INDIRECT	SCHOOL COST	DISTRICT INDIRECT	TOTAL
4-8 BASIC	102	108	20	192	1959	45	6248	8575	327	8903	19766	28670
BASIC		108	20	192	1959	45	6248	8575	327	8903	19766	28670
ESOL	130				6		19	26	1	27	60	88
ESOL					6		19	26	1	27	60	88
4-8 BASIC W/ESE	112	41941	13034	315	1282	777	2926	60277	31470	91748	24390	116139
ESE LEVEL 4	254	2498	776	18	76	46	174	3591	1874	5465	1453	6918
ESE LEVEL 5	255	1631	506	12	49	30	113	2344	1223	3568	948	4516
ESE		46071	14317	346	1409	854	3214	66213	34569	100782	26791	127574
TOTAL FOR FEFP		46180	14338	539	3374	899	9482	74815	34898	109713	46619	156333
FOOD SERVICE									292540		35958	
TRANSPORTATION											1740	

THOSE COSTS REPORTED IN THE COLUMN TITLED -SCHOOL INDIRECT- ARE DERIVED FROM TWO SOURCES: A) EXPENDITURES RECORDED BY SCHOOL AND B) SCHOOL LEVEL EXPENDITURES CENTRALLY RECORDED. FUNCTIONALLY DISTRIBUTED, THESE COSTS ARE AS REPORTED BELOW.

- | | | |
|----------------------------|----------------------------------|-----------------------------|
| 6100 PUPIL PERSONNEL | 6400 INSTR STAFF TRAINING | 7700 CENTRAL SERVICES |
| 6200 INSTRUCTIONAL MEDIA | 7300 SCHOOL ADMINISTRATION | 438 7900 OPERATION OF PLANT |
| 6300 INSTR & CURR DEVLPMNT | 34459 7400 FACILITIES ACQ-CONSTR | 8100 MAINTENANCE OF PLANT |
| | | 8200 ADMIN. TECH. SERVICES |
| | | 6500 INSTR. TECH. SERVICES |

FUND- 4
 SCHL- 0131 DESTIN ELEMENTARY

PROGRAM		DIRECT										
-----	-----			PURCHASED	MATERIAL	OTHER	CAPITAL	TOTAL	SCHOOL	SCHOOL	DISTRICT	
CATEGORY	NBR	SALARIES	BENEFITS	SERVICES	SUPPLIES	EXPENSES	OUTLAY	DIRECT	INDIRECT	COST	INDIRECT	TOTAL
K-3 BASIC	101	85	16	150	1533	35	4888	6708	256	6965	15464	22429
4-8 BASIC	102	40	7	71	724	16	2308	3168	121	3289	7303	10593
BASIC		125	23	221	2257	52	7197	9877	377	10255	22768	33023
ESOL	130	8	1	14	152	3	486	667	25	692	1538	2231
ESOL		8	1	14	152	3	486	667	25	692	1538	2231
PK-3 BASIC W/ES	111	28972	13497	15819	687	758	1567	61302	32732	94034	13065	107100
4-8 BASIC W/ESE	112	26085	9431	11053	480	530	1095	48676	22871	71547	9129	80677
ESE LEVEL 4	254	959	535	627	27	30	62	2242	1298	3541	518	4059
ESE		56017	23464	27500	1194	1318	2725	112221	56902	169124	22714	191838
TOTAL FOR FEFP		56151	23489	27737	3604	1374	10408	122766	57306	180072	47020	227093
FOOD SERVICE									253152		33280	
TRANSPORTATION											1610	

THOSE COSTS REPORTED IN THE COLUMN TITLED -SCHOOL INDIRECT- ARE DERIVED FROM TWO SOURCES: A) EXPENDITURES RECORDED BY SCHOOL AND B) SCHOOL LEVEL EXPENDITURES CENTRALLY RECORDED. FUNCTIONALLY DISTRIBUTED, THESE COSTS ARE AS REPORTED BELOW.

- 6100 PUPIL PERSONNEL
- 6200 INSTRUCTIONAL MEDIA
- 6300 INSTR & CURR DEVLPMNT
- 6400 INSTR STAFF TRAINING
- 7300 SCHOOL ADMINISTRATION
- 7400 FACILITIES ACQ-CONSTR
- 7700 CENTRAL SERVICES
- 496 7900 OPERATION OF PLANT
- 8100 MAINTENANCE OF PLANT
- 8200 ADMIN. TECH. SERVICES
- 6500 INSTR. TECH. SERVICES

FUND- 4
 SCHL- 0151 EDGE ELEMENTARY

PROGRAM		----- DIRECT -----										
-----	-----			PURCHASED	MATERIAL	OTHER	CAPITAL	TOTAL	SCHOOL	SCHOOL	DISTRICT	
CATEGORY	NBR	SALARIES	BENEFITS	SERVICES	SUPPLIES	EXPENSES	OUTLAY	DIRECT	INDIRECT	COST	INDIRECT	TOTAL
K-3 BASIC	101	56	10	100	1147	23	3257	4596	633	5229	10306	15536
4-8 BASIC	102	21	4	38	441	9	1252	1767	243	2011	3963	5975
BASIC		78	14	138	1588	32	4510	6364	876	7241	14270	21511
ESOL	130				6		19	27	3	31	61	92
ESOL					6		19	27	3	31	61	92
PK-3 BASIC W/ES	111	22336	6068	105	455	742	982	30690	6843	37534	8185	45720
4-8 BASIC W/ESE	112	26372	7850	136	588	960	1270	37179	8853	46032	10589	56622
ESE LEVEL 5	255	509	151	2	11	18	24	718	171	889	204	1093
ESE		49219	14069	245	1055	1720	2277	68587	15868	84456	18980	103436
TOTAL FOR FEFP		49298	14084	384	2650	1753	6807	74979	16749	91728	33312	125041
FOOD SERVICE									220773		20834	
TRANSPORTATION											1008	

THOSE COSTS REPORTED IN THE COLUMN TITLED -SCHOOL INDIRECT- ARE DERIVED FROM TWO SOURCES: A) EXPENDITURES RECORDED BY SCHOOL AND B) SCHOOL LEVEL EXPENDITURES CENTRALLY RECORDED. FUNCTIONALLY DISTRIBUTED, THESE COSTS ARE AS REPORTED BELOW.

6100 PUPIL PERSONNEL	6400 INSTR STAFF TRAINING	852	7700 CENTRAL SERVICES
6200 INSTRUCTIONAL MEDIA	7300 SCHOOL ADMINISTRATION	315	7900 OPERATION OF PLANT
6300 INSTR & CURR DEVLPMNT	15580 7400 FACILITIES ACQ-CONSTR		8100 MAINTENANCE OF PLANT
			8200 ADMIN. TECH. SERVICES
			6500 INSTR. TECH. SERVICES

FUND- 4
 SCHL- 0161 EGLIN ELEMENTARY

PROGRAM		DIRECT										TOTAL
CATEGORY	NBR	SALARIES	BENEFITS	PURCHASED SERVICES	MATERIAL SUPPLIES	OTHER EXPENSES	CAPITAL OUTLAY	TOTAL DIRECT	SCHOOL INDIRECT	SCHOOL COST	DISTRICT INDIRECT	TOTAL
K-3 BASIC	101	72	13	128	1310	30	4177	5733	219	5952	13216	19169
4-8 BASIC	102	11	2	19	202	4	646	887	33	921	2045	2967
BASIC		84	15	148	1513	35	4824	6621	253	6874	15261	22136
ESOL	130	3		5	55	1	177	243	9	253	561	815
ESOL		3		5	55	1	177	243	9	253	561	815
PK-3 BASIC W/ES	111	1739	295	180	735	89	1678	4720	30345	35066	13991	49057
4-8 BASIC W/ESE	112	386	65	40	163	19	372	1048	6741	7790	3108	10898
ESE LEVEL 4	254	191	32	19	81	9	185	520	3348	3869	1543	5412
ESE LEVEL 5	255	72	12	7	30	3	69	196	1260	1456	581	2037
ESE		2390	405	248	1011	123	2306	6486	41696	48182	19224	67407
TOTAL FOR FEFP		2477	422	402	2579	159	7308	13350	41959	55309	35048	90358
FOOD SERVICE									148270		21608	
TRANSPORTATION											1045	

THOSE COSTS REPORTED IN THE COLUMN TITLED -SCHOOL INDIRECT- ARE DERIVED FROM TWO SOURCES: A) EXPENDITURES RECORDED BY SCHOOL AND B) SCHOOL LEVEL EXPENDITURES CENTRALLY RECORDED. FUNCTIONALLY DISTRIBUTED, THESE COSTS ARE AS REPORTED BELOW.

- | | | |
|----------------------------|----------------------------------|-----------------------------|
| 6100 PUPIL PERSONNEL | 6400 INSTR STAFF TRAINING | 7700 CENTRAL SERVICES |
| 6200 INSTRUCTIONAL MEDIA | 7300 SCHOOL ADMINISTRATION | 341 7900 OPERATION OF PLANT |
| 6300 INSTR & CURR DEVLPMNT | 41617 7400 FACILITIES ACQ-CONSTR | 8100 MAINTENANCE OF PLANT |
| | | 8200 ADMIN. TECH. SERVICES |
| | | 6500 INSTR. TECH. SERVICES |

FUND- 4
 SCHL- 0201 LAUREL HILL SCHOOL

PROGRAM		DIRECT										
PROGRAM	-----	SALARIES	BENEFITS	PURCHASED SERVICES	MATERIAL SUPPLIES	OTHER EXPENSES	CAPITAL OUTLAY	TOTAL DIRECT	SCHOOL INDIRECT	SCHOOL COST	DISTRICT INDIRECT	TOTAL
K-3 BASIC	101	7893	4147	4312	13060	218	13283	42915	2129	45045	8614	53659
4-8 BASIC	102	50247	5983	6221	18840	315	19162	100770	3072	103842	12426	116269
9-12 BASIC	103	24	4	42	435	10	1388	1905	506	2411	4392	6803
BASIC		58164	10135	10576	32335	544	33834	145591	5707	151299	25433	176732
ESOL	130	3	8	8	25		25	72	4	76	16	92
ESOL		3	8	8	25		25	72	4	76	16	92
PK-3 BASIC W/ES	111	517	1072	1160	3498	81	3616	9947	7014	16961	5480	22442
4-8 BASIC W/ESE	112	10914	1146	1240	3739	87	3865	20994	7497	28492	5858	34350
9-12 BASIC W/ES	113	21	1	51	209	25	478	788	6082	6871	3989	10860
ESE LEVEL 5	255	21	45	48	146	3	151	417	294	712	230	942
ESE		11474	2266	2501	7595	198	8112	32148	20888	53037	15558	68595
VOCATIONAL,6-12	300	7	1	12	128	2	408	561	149	710	1293	2003
VOCATIONAL PGM		7	1	12	128	2	408	561	149	710	1293	2003
TOTAL FOR FEFP		69650	12411	13098	40084	746	42381	178372	26750	205122	42301	247424
FOOD SERVICE									198443		17114	
TRANSPORTATION											1213	

THOSE COSTS REPORTED IN THE COLUMN TITLED -SCHOOL INDIRECT- ARE DERIVED FROM TWO SOURCES: A) EXPENDITURES RECORDED BY SCHOOL AND B) SCHOOL LEVEL EXPENDITURES CENTRALLY RECORDED. FUNCTIONALLY DISTRIBUTED, THESE COSTS ARE AS REPORTED BELOW.

6100 PUPIL PERSONNEL	3687	6400 INSTR STAFF TRAINING	1258	7700 CENTRAL SERVICES
6200 INSTRUCTIONAL MEDIA		7300 SCHOOL ADMINISTRATION	315	7900 OPERATION OF PLANT
6300 INSTR & CURR DEVLPMNT	21487	7400 FACILITIES ACQ-CONSTR		8100 MAINTENANCE OF PLANT
				8200 ADMIN. TECH. SERVICES
				6500 INSTR. TECH. SERVICES

FUND- 4
 SCHL- 0211 NICEVILLE SENIOR HIGH SCHOOL

----- PROGRAM -----		----- DIRECT -----										
CATEGORY	NBR	SALARIES	BENEFITS	PURCHASED SERVICES	MATERIAL SUPPLIES	OTHER EXPENSES	CAPITAL OUTLAY	TOTAL DIRECT	SCHOOL INDIRECT	SCHOOL COST	DISTRICT INDIRECT	TOTAL
9-12 BASIC	103	260	49	459	4681	108	14924	20483	782	21265	47214	68480
BASIC		260	49	459	4681	108	14924	20483	782	21265	47214	68480
ESOL	130				6		20	28	1	29	64	94
ESOL					6		20	28	1	29	64	94
9-12 BASIC W/ES	113	235	16	1072	2348	286	5357	9316	51412	60728	44651	105380
ESE LEVEL 4	254			4	9	1	22	39	216	256	188	444
ESE LEVEL 5	255	1		9	19	2	45	78	433	512	376	888
ESE		238	16	1085	2378	290	5425	9434	52063	61497	45216	106713
VOCATIONAL,6-12	300	31	5	55	561	13	1788	2455	93	2549	5659	8208
VOCATIONAL PGM		31	5	55	561	13	1788	2455	93	2549	5659	8208
TOTAL FOR FEFP		530	71	1600	7626	412	22159	32400	52940	85341	98155	183496
FOOD SERVICE									466012		83035	
TRANSPORTATION											4018	

THOSE COSTS REPORTED IN THE COLUMN TITLED -SCHOOL INDIRECT- ARE DERIVED FROM TWO SOURCES: A) EXPENDITURES RECORDED BY SCHOOL AND B) SCHOOL LEVEL EXPENDITURES CENTRALLY RECORDED. FUNCTIONALLY DISTRIBUTED, THESE COSTS ARE AS REPORTED BELOW.

6100 PUPIL PERSONNEL	29517	6400 INSTR STAFF TRAINING	7700 CENTRAL SERVICES
6200 INSTRUCTIONAL MEDIA		7300 SCHOOL ADMINISTRATION	1062 7900 OPERATION OF PLANT
6300 INSTR & CURR DEVLPMNT	22359	7400 FACILITIES ACQ-CONSTR	8100 MAINTENANCE OF PLANT
			8200 ADMIN. TECH. SERVICES
			6500 INSTR. TECH. SERVICES

FUND- 4
 SCHL- 0222 NORTHWOOD ELEMENTARY

PROGRAM		----- DIRECT -----										
-----	-----			PURCHASED	MATERIAL	OTHER	CAPITAL	TOTAL	SCHOOL	SCHOOL	DISTRICT	
CATEGORY	NBR	SALARIES	BENEFITS	SERVICES	SUPPLIES	EXPENSES	OUTLAY	DIRECT	INDIRECT	COST	INDIRECT	TOTAL
K-3 BASIC	101	105555	25373	15610	13891	100	16808	177339	2396	179736	30635	210371
4-8 BASIC	102	84452	11319	6963	6197	44	7498	116476	1069	117545	13666	131212
BASIC		190007	36693	22574	20088	144	24307	293816	3466	297282	44301	341583
ESOL	130	447	297	183	163	1	197	1290	28	1318	359	1677
ESOL		447	297	183	163	1	197	1290	28	1318	359	1677
PK-3 BASIC W/ES	111	22127	9205	4410	4227	640	5242	45853	9625	55478	20474	75953
4-8 BASIC W/ESE	112	7115	2960	1418	1359	205	1685	14744	3095	17840	6584	24424
ESE LEVEL 4	254	366	152	73	70	10	86	759	159	919	339	1258
ESE LEVEL 5	255	242	100	48	46	7	57	502	105	607	224	831
ESE		29851	12418	5950	5702	864	7073	61860	12985	74845	27622	102467
TOTAL FOR FEFP		220306	49410	28707	25954	1010	31578	356966	16479	373446	72283	445729
FOOD SERVICE									225172		28340	
TRANSPORTATION											2241	

THOSE COSTS REPORTED IN THE COLUMN TITLED -SCHOOL INDIRECT- ARE DERIVED FROM TWO SOURCES: A) EXPENDITURES RECORDED BY SCHOOL AND B) SCHOOL LEVEL EXPENDITURES CENTRALLY RECORDED. FUNCTIONALLY DISTRIBUTED, THESE COSTS ARE AS REPORTED BELOW.

6100 PUPIL PERSONNEL	2156	6400 INSTR STAFF TRAINING	1771	7700 CENTRAL SERVICES
6200 INSTRUCTIONAL MEDIA		7300 SCHOOL ADMINISTRATION	443	7900 OPERATION OF PLANT
6300 INSTR & CURR DEVLPMNT	12106	7400 FACILITIES ACQ-CONSTR		8100 MAINTENANCE OF PLANT
				8200 ADMIN. TECH. SERVICES
				6500 INSTR. TECH. SERVICES

FUND- 4
 SCHL- 0241 SILVER SANDS SCHOOL

----- PROGRAM -----		----- DIRECT -----							SCHOOL	SCHOOL	DISTRICT	
CATEGORY	NBR	SALARIES	BENEFITS	PURCHASED SERVICES	MATERIAL SUPPLIES	OTHER EXPENSES	CAPITAL OUTLAY	TOTAL DIRECT	INDIRECT	COST	INDIRECT	TOTAL
9-12 BASIC W/ES	113	524	258	15	89	4	92	985	874	1859	771	2631
ESE LEVEL 4	254	23094	7552	444	2622	144	2703	36562	25518	62080	22528	84608
ESE LEVEL 5	255	50770	11925	701	4141	228	4267	72035	40291	112327	35570	147898
ESE		74389	19737	1161	6854	378	7063	109583	66683	176267	58870	235138
TOTAL FOR FEFP		74389	19737	1161	6854	378	7063	109583	66683	176267	58870	235138
FOOD SERVICE									65482		6939	
TRANSPORTATION											335	

THOSE COSTS REPORTED IN THE COLUMN TITLED -SCHOOL INDIRECT- ARE DERIVED FROM TWO SOURCES: A) EXPENDITURES RECORDED BY SCHOOL AND B) SCHOOL LEVEL EXPENDITURES CENTRALLY RECORDED. FUNCTIONALLY DISTRIBUTED, THESE COSTS ARE AS REPORTED BELOW.

- | | | |
|----------------------------|----------------------------------|-----------------------------|
| 6100 PUPIL PERSONNEL | 6400 INSTR STAFF TRAINING | 7700 CENTRAL SERVICES |
| 6200 INSTRUCTIONAL MEDIA | 7300 SCHOOL ADMINISTRATION | 241 7900 OPERATION OF PLANT |
| 6300 INSTR & CURR DEVLPMNT | 66442 7400 FACILITIES ACQ-CONSTR | 8100 MAINTENANCE OF PLANT |
| | | 8200 ADMIN. TECH. SERVICES |
| | | 6500 INSTR. TECH. SERVICES |

FUND- 4
 SCHL- 0251 SOUTHSIDE ELEMENTARY

PROGRAM CATEGORY	NBR	DIRECT							SCHOOL INDIRECT	SCHOOL COST	DISTRICT INDIRECT	TOTAL
		SALARIES	BENEFITS	PURCHASED SERVICES	MATERIAL SUPPLIES	OTHER EXPENSES	CAPITAL OUTLAY	TOTAL DIRECT				
K-3 BASIC	101	68328	18089	11373	8408	280	12079	118559	38037	156596	20842	177438
4-8 BASIC	102	51844	9471	5954	4402	146	6324	78144	19915	98060	10912	108972
BASIC		120172	27560	17327	12811	426	18404	196703	57953	254656	31754	286411
ESOL	130	1669	873	548	405	13	583	4094	1835	5929	1005	6935
ESOL		1669	873	548	405	13	583	4094	1835	5929	1005	6935
PK-3 BASIC W/ES	111	74053	28154	4680	2950	418	4257	114514	23944	138459	15849	154308
4-8 BASIC W/ESE	112	90359	23218	3859	2432	345	3511	123727	19746	143473	13070	156544
ESE LEVEL 4	254	4943	1970	327	206	29	297	7775	1675	9450	1109	10559
ESE LEVEL 5	255	2892	1152	191	120	17	174	4549	980	5529	648	6178
ESE		172249	54496	9059	5710	810	8240	250566	46346	296913	30678	327591
TOTAL FOR FEFP		294091	82929	26936	18927	1250	27228	451364	106136	557500	63439	620939
FOOD SERVICE									232753		23251	
TRANSPORTATION											1838	

THOSE COSTS REPORTED IN THE COLUMN TITLED -SCHOOL INDIRECT- ARE DERIVED FROM TWO SOURCES: A) EXPENDITURES RECORDED BY SCHOOL AND B) SCHOOL LEVEL EXPENDITURES CENTRALLY RECORDED. FUNCTIONALLY DISTRIBUTED, THESE COSTS ARE AS REPORTED BELOW.

6100 PUPIL PERSONNEL	1975	6400 INSTR STAFF TRAINING	3753	7700 CENTRAL SERVICES
6200 INSTRUCTIONAL MEDIA		7300 SCHOOL ADMINISTRATION	359	7900 OPERATION OF PLANT
6300 INSTR & CURR DEVLPMNT	100046	7400 FACILITIES ACQ-CONSTR		8100 MAINTENANCE OF PLANT
				8200 ADMIN. TECH. SERVICES
				6500 INSTR. TECH. SERVICES

FUND- 4
 SCHL- 0261 VALPARAISO ELEMENTARY

PROGRAM		DIRECT										
PROGRAM	NBR	SALARIES	BENEFITS	PURCHASED SERVICES	MATERIAL SUPPLIES	OTHER EXPENSES	CAPITAL OUTLAY	TOTAL DIRECT	SCHOOL INDIRECT	SCHOOL COST	DISTRICT INDIRECT	TOTAL
K-3 BASIC	101	45	8	80	816	18	2602	3571	33248	36819	8231	45051
4-8 BASIC	102	13	2	24	251	5	800	1098	10225	11324	2531	13855
BASIC		59	11	104	1067	24	3402	4669	43474	48143	10763	58907
ESOL	130	1		1	19		63	86	809	895	200	1096
ESOL		1		1	19		63	86	809	895	200	1096
PK-3 BASIC W/ES	111	113603	42120	219	892	314	2036	159187	46275	205463	16976	222439
4-8 BASIC W/ESE	112	74804	29354	153	622	219	1419	106573	32251	138824	11831	150655
ESE LEVEL 4	254	48581	13042	67	276	97	630	62696	14328	77025	5256	82281
ESE LEVEL 5	255	19095	7810	40	165	58	377	27547	8580	36128	3147	39276
ESE		256085	92327	481	1957	688	4464	356004	101436	457441	37212	494653
TOTAL FOR FEFP		256145	92338	587	3044	714	7930	360761	145720	506481	48176	554657
FOOD SERVICE									154099		18527	
TRANSPORTATION											896	

THOSE COSTS REPORTED IN THE COLUMN TITLED -SCHOOL INDIRECT- ARE DERIVED FROM TWO SOURCES: A) EXPENDITURES RECORDED BY SCHOOL AND B) SCHOOL LEVEL EXPENDITURES CENTRALLY RECORDED. FUNCTIONALLY DISTRIBUTED, THESE COSTS ARE AS REPORTED BELOW.

6100 PUPIL PERSONNEL	6400 INSTR STAFF TRAINING	7700 CENTRAL SERVICES
6200 INSTRUCTIONAL MEDIA	7300 SCHOOL ADMINISTRATION	334 7900 OPERATION OF PLANT
6300 INSTR & CURR DEVLPMNT	145385 7400 FACILITIES ACQ-CONSTR	8100 MAINTENANCE OF PLANT
		8200 ADMIN. TECH. SERVICES
		6500 INSTR. TECH. SERVICES

FUND- 4
 SCHL- 0271 PRYOR MIDDLE SCHOOL

----- PROGRAM -----		----- DIRECT -----							SCHOOL	SCHOOL	DISTRICT	TOTAL
CATEGORY	NBR	SALARIES	BENEFITS	PURCHASED SERVICES	MATERIAL SUPPLIES	OTHER EXPENSES	CAPITAL OUTLAY	TOTAL DIRECT	INDIRECT	COST	INDIRECT	TOTAL
4-8 BASIC	102	78	14	138	1415	32	4511	6191	236	6428	14272	20700
BASIC		78	14	138	1415	32	4511	6191	236	6428	14272	20700
ESOL	130	3		6	69	1	222	304	11	316	702	1018
ESOL		3		6	69	1	222	304	11	316	702	1018
4-8 BASIC W/ESE	112	29966	11285	337	1372	642	3130	46734	64199	110933	26089	137023
ESE LEVEL 4	254	526	198	5	24	11	54	820	1127	1947	457	2405
ESE LEVEL 5	255	122	46	1	5	2	12	191	263	454	106	561
ESE		30615	11529	344	1401	656	3198	47745	65590	113336	26654	139990
TOTAL FOR FEFP		30698	11545	490	2886	690	7931	54242	65838	120081	41629	161710
FOOD SERVICE									243683		23981	
TRANSPORTATION											1160	

THOSE COSTS REPORTED IN THE COLUMN TITLED -SCHOOL INDIRECT- ARE DERIVED FROM TWO SOURCES: A) EXPENDITURES RECORDED BY SCHOOL AND B) SCHOOL LEVEL EXPENDITURES CENTRALLY RECORDED. FUNCTIONALLY DISTRIBUTED, THESE COSTS ARE AS REPORTED BELOW.

6100 PUPIL PERSONNEL	18997	6400 INSTR STAFF TRAINING	7700 CENTRAL SERVICES
6200 INSTRUCTIONAL MEDIA		7300 SCHOOL ADMINISTRATION	357 7900 OPERATION OF PLANT
6300 INSTR & CURR DEVLPMNT	46482	7400 FACILITIES ACQ-CONSTR	8100 MAINTENANCE OF PLANT
			8200 ADMIN. TECH. SERVICES
			6500 INSTR. TECH. SERVICES

FUND- 4
 SCHL- 0281 WRIGHT ELEMENTARY

PROGRAM		DIRECT										
-----	-----			PURCHASED	MATERIAL	OTHER	CAPITAL	TOTAL	SCHOOL	SCHOOL	DISTRICT	
CATEGORY	NBR	SALARIES	BENEFITS	SERVICES	SUPPLIES	EXPENSES	OUTLAY	DIRECT	INDIRECT	COST	INDIRECT	TOTAL
K-3 BASIC	101	99681	22502	11871	23446	1619	20697	179818	25119	204938	23398	228336
4-8 BASIC	102	96142	10063	5309	10485	724	9256	131981	11234	143216	10464	153680
BASIC		195824	32566	17180	33932	2343	29953	311800	36354	348154	33862	382016
ESOL	130	878	3086	1628	3216	222	2839	11870	3445	15316	3209	18525
ESOL		878	3086	1628	3216	222	2839	11870	3445	15316	3209	18525
PK-3 BASIC W/ES	111	66699	26934	6103	12217	2458	11169	125582	36906	162489	28451	190940
4-8 BASIC W/ESE	112	37290	14780	3349	6704	1348	6129	69604	20253	89857	15613	105471
ESE LEVEL 4	254	5622	1421	322	644	129	589	8730	1947	10678	1501	12179
ESE		109613	43136	9774	19567	3936	17888	203917	59108	263025	45566	308591
TOTAL FOR FEFP		306315	78789	28583	56715	6502	50681	527587	98908	626496	82638	709134
FOOD SERVICE									259094		26440	
TRANSPORTATION											2091	

THOSE COSTS REPORTED IN THE COLUMN TITLED -SCHOOL INDIRECT- ARE DERIVED FROM TWO SOURCES: A) EXPENDITURES RECORDED BY SCHOOL AND B) SCHOOL LEVEL EXPENDITURES CENTRALLY RECORDED. FUNCTIONALLY DISTRIBUTED, THESE COSTS ARE AS REPORTED BELOW.

6100 PUPIL PERSONNEL	7358	6400 INSTR STAFF TRAINING	5958	7700 CENTRAL SERVICES
6200 INSTRUCTIONAL MEDIA		7300 SCHOOL ADMINISTRATION	441	7900 OPERATION OF PLANT
6300 INSTR & CURR DEVLPMNT	85148	7400 FACILITIES ACQ-CONSTR		8100 MAINTENANCE OF PLANT
				8200 ADMIN. TECH. SERVICES
				6500 INSTR. TECH. SERVICES

FUND- 4
 SCHL- 0431 SHALIMAR ELEMENTARY

PROGRAM		DIRECT										
PROGRAM	NBR	SALARIES	BENEFITS	PURCHASED SERVICES	MATERIAL SUPPLIES	OTHER EXPENSES	CAPITAL OUTLAY	TOTAL DIRECT	SCHOOL INDIRECT	SCHOOL COST	DISTRICT INDIRECT	TOTAL
K-3 BASIC	101	102289	21743	12594	9834	994	12711	160167	46065	206232	23519	229752
4-8 BASIC	102	38586	9035	5233	4086	413	5282	62637	19142	81780	9773	91554
BASIC		140875	30779	17827	13921	1407	17993	222805	65207	288013	33293	321306
ESOL	130	431	645	373	291	29	377	2148	1366	3515	697	4212
ESOL		431	645	373	291	29	377	2148	1366	3515	697	4212
PK-3 BASIC W/ES	111	98322	29063	4332	5237	2333	4845	144134	52985	197119	19174	216293
4-8 BASIC W/ESE	112	34812	14996	2235	2702	1204	2500	58451	27340	85792	9893	95685
ESE LEVEL 4	254	10574	1305	194	235	104	217	12632	2380	15013	861	15874
ESE LEVEL 5	255	207	89	13	16	7	14	348	163	511	58	570
ESE		143917	45455	6775	8191	3649	7578	215567	82869	298436	29988	328424
TOTAL FOR FEFP		285224	76880	24976	22404	5086	25948	440521	149443	589964	63978	653943
FOOD SERVICE									223046		23182	
TRANSPORTATION											1833	

THOSE COSTS REPORTED IN THE COLUMN TITLED -SCHOOL INDIRECT- ARE DERIVED FROM TWO SOURCES: A) EXPENDITURES RECORDED BY SCHOOL AND B) SCHOOL LEVEL EXPENDITURES CENTRALLY RECORDED. FUNCTIONALLY DISTRIBUTED, THESE COSTS ARE AS REPORTED BELOW.

6100 PUPIL PERSONNEL	45400	6400 INSTR STAFF TRAINING	7700 CENTRAL SERVICES
6200 INSTRUCTIONAL MEDIA		7300 SCHOOL ADMINISTRATION	366 7900 OPERATION OF PLANT
6300 INSTR & CURR DEVLPMNT	103675	7400 FACILITIES ACQ-CONSTR	8100 MAINTENANCE OF PLANT
			8200 ADMIN. TECH. SERVICES
			6500 INSTR. TECH. SERVICES

FUND- 4
 SCHL- 0541 ELLIOTT POINT ELEMENTARY

PROGRAM		DIRECT										
-----	-----			PURCHASED	MATERIAL	OTHER	CAPITAL	TOTAL	SCHOOL	SCHOOL	DISTRICT	
CATEGORY	NBR	SALARIES	BENEFITS	SERVICES	SUPPLIES	EXPENSES	OUTLAY	DIRECT	INDIRECT	COST	INDIRECT	TOTAL
K-3 BASIC	101	103085	27175	11860	9468	44	11127	162763	30344	193107	20589	213696
4-8 BASIC	102	78367	13837	6039	4821	22	5665	108753	15450	124203	10483	134687
BASIC		181453	41012	17900	14290	66	16793	271516	45794	317310	31072	348383
ESOL	130	5607	3025	1320	1054	4	1238	12251	3378	15629	2292	17922
ESOL		5607	3025	1320	1054	4	1238	12251	3378	15629	2292	17922
PK-3 BASIC W/ES	111	65186	25583	7128	4591	611	5549	108649	28442	137092	21958	159050
4-8 BASIC W/ESE	112	29405	11540	3215	2071	275	2503	49011	12830	61842	9905	71748
ESE LEVEL 4	254	6585	2584	720	463	61	560	10975	2873	13849	2218	16067
ESE		101176	39708	11064	7125	948	8613	168637	44146	212784	34082	246866
TOTAL FOR FEFP		288237	83746	30284	22470	1020	26645	452405	93319	545724	67447	613172
FOOD SERVICE									283948		23067	
TRANSPORTATION											1824	

THOSE COSTS REPORTED IN THE COLUMN TITLED -SCHOOL INDIRECT- ARE DERIVED FROM TWO SOURCES: A) EXPENDITURES RECORDED BY SCHOOL AND B) SCHOOL LEVEL EXPENDITURES CENTRALLY RECORDED. FUNCTIONALLY DISTRIBUTED, THESE COSTS ARE AS REPORTED BELOW.

6100 PUPIL PERSONNEL	12361	6400 INSTR STAFF TRAINING	4063	7700 CENTRAL SERVICES
6200 INSTRUCTIONAL MEDIA		7300 SCHOOL ADMINISTRATION	374	7900 OPERATION OF PLANT
6300 INSTR & CURR DEVLPMNT	76518	7400 FACILITIES ACQ-CONSTR		8100 MAINTENANCE OF PLANT
				8200 ADMIN. TECH. SERVICES
				6500 INSTR. TECH. SERVICES

FUND- 4
 SCHL- 0561 MARY ESTHER ELEMENTARY

PROGRAM CATEGORY	NBR	DIRECT							TOTAL DIRECT	SCHOOL INDIRECT	SCHOOL COST	DISTRICT INDIRECT	TOTAL
		SALARIES	BENEFITS	PURCHASED SERVICES	MATERIAL SUPPLIES	OTHER EXPENSES	CAPITAL OUTLAY						
K-3 BASIC	101	117320	26035	13189	16685	26	19229	192487	30991	223479	24104	247583	
4-8 BASIC	102	8493	10053	5092	6442	10	7424	37516	11966	49483	9307	58790	
BASIC		125813	36088	18282	23128	36	26653	230004	42957	272962	33411	306374	
ESOL	130	1413	1673	847	1072	1	1235	6243	1991	8235	1549	9784	
ESOL		1413	1673	847	1072	1	1235	6243	1991	8235	1549	9784	
PK-3 BASIC W/ES	111	89267	21420	5356	7046	1938	8295	133324	20907	154232	23218	177450	
4-8 BASIC W/ESE	112	15477	7484	1871	2462	677	2898	30870	7304	38175	8112	46287	
ESE		104744	28904	7227	9509	2615	11193	164195	28212	192407	31330	223737	
TOTAL FOR FEFP		231971	66666	26357	33710	2654	39083	400443	73161	473605	66291	539896	
FOOD SERVICE									213937		22609		
TRANSPORTATION											1788		

THOSE COSTS REPORTED IN THE COLUMN TITLED -SCHOOL INDIRECT- ARE DERIVED FROM TWO SOURCES: A) EXPENDITURES RECORDED BY SCHOOL AND B) SCHOOL LEVEL EXPENDITURES CENTRALLY RECORDED. FUNCTIONALLY DISTRIBUTED, THESE COSTS ARE AS REPORTED BELOW.

6100 PUPIL PERSONNEL	4093	6400 INSTR STAFF TRAINING	7700 CENTRAL SERVICES
6200 INSTRUCTIONAL MEDIA		7300 SCHOOL ADMINISTRATION	378 7900 OPERATION OF PLANT
6300 INSTR & CURR DEVLPMNT	68688	7400 FACILITIES ACQ-CONSTR	8100 MAINTENANCE OF PLANT
			8200 ADMIN. TECH. SERVICES
			6500 INSTR. TECH. SERVICES

FUND- 4
 SCHL- 0571 PLEW ELEMENTARY

PROGRAM CATEGORY	NBR	DIRECT							TOTAL DIRECT	SCHOOL INDIRECT	SCHOOL COST	DISTRICT INDIRECT	TOTAL
		SALARIES	BENEFITS	PURCHASED SERVICES	MATERIAL SUPPLIES	OTHER EXPENSES	CAPITAL OUTLAY						
K-3 BASIC	101	64	12	114	1167	27	3721	5106	17867	22974	11771	34745	
4-8 BASIC	102	30	5	53	542	12	1728	2372	8299	10672	5468	16140	
BASIC		94	18	167	1709	39	5449	7479	26166	33646	17239	50885	
ESOL	130				9		29	40	142	183	94	277	
ESOL					9		29	40	142	183	94	277	
PK-3 BASIC W/ES	111	88811	19461	192	2092	769	3731	115058	15919	130978	14900	145878	
4-8 BASIC W/ESE	112	23587	9875	97	1061	390	1893	36905	8077	44983	7560	52543	
ESE		112398	29337	290	3154	1159	5624	151964	23997	175961	22460	198422	
TOTAL FOR FEFP		112493	29355	459	4872	1199	11104	159484	50307	209791	39794	249586	
FOOD SERVICE									203878		24385		
TRANSPORTATION											1180		

THOSE COSTS REPORTED IN THE COLUMN TITLED -SCHOOL INDIRECT- ARE DERIVED FROM TWO SOURCES: A) EXPENDITURES RECORDED BY SCHOOL AND B) SCHOOL LEVEL EXPENDITURES CENTRALLY RECORDED. FUNCTIONALLY DISTRIBUTED, THESE COSTS ARE AS REPORTED BELOW.

- | | | |
|----------------------------|----------------------------------|-----------------------------|
| 6100 PUPIL PERSONNEL | 6400 INSTR STAFF TRAINING | 7700 CENTRAL SERVICES |
| 6200 INSTRUCTIONAL MEDIA | 7300 SCHOOL ADMINISTRATION | 379 7900 OPERATION OF PLANT |
| 6300 INSTR & CURR DEVLPMNT | 49927 7400 FACILITIES ACQ-CONSTR | 8100 MAINTENANCE OF PLANT |
| | | 8200 ADMIN. TECH. SERVICES |
| | | 6500 INSTR. TECH. SERVICES |

FUND- 4
 SCHL- 0581 CHOCTAWHATCHEE HIGH

PROGRAM		DIRECT										
PROGRAM	NBR	SALARIES	BENEFITS	PURCHASED SERVICES	MATERIAL SUPPLIES	OTHER EXPENSES	CAPITAL OUTLAY	TOTAL DIRECT	SCHOOL INDIRECT	SCHOOL COST	DISTRICT INDIRECT	TOTAL
4-8 BASIC	102				1		3	4	14	19	10	29
9-12 BASIC	103	239	45	423	4316	100	13761	18887	62185	81072	43535	124607
BASIC		239	45	423	4317	100	13764	18891	62199	81091	43545	124637
ESOL	130	4		8	89	2	286	392	1292	1685	905	2590
ESOL		4		8	89	2	286	392	1292	1685	905	2590
4-8 BASIC W/ESE	112	4	1				1	8	59	67	13	81
9-12 BASIC W/ES	113	9367	4262	402	1636	199	3733	19603	132068	151671	31120	182792
ESE LEVEL 5	255	257	117	11	44	5	102	538	3630	4169	855	5025
ESE		9629	4381	413	1682	205	3838	20151	135758	155909	31990	187899
VOCATIONAL, 6-12	300	18	3	31	324	7	1034	1420	4675	6095	3273	9368
VOCATIONAL PGM		18	3	31	324	7	1034	1420	4675	6095	3273	9368
TOTAL FOR FEFP		9892	4431	877	6414	315	18924	40855	203926	244781	79714	324496
FOOD SERVICE									330171		67970	
TRANSPORTATION											3289	

THOSE COSTS REPORTED IN THE COLUMN TITLED -SCHOOL INDIRECT- ARE DERIVED FROM TWO SOURCES: A) EXPENDITURES RECORDED BY SCHOOL AND B) SCHOOL LEVEL EXPENDITURES CENTRALLY RECORDED. FUNCTIONALLY DISTRIBUTED, THESE COSTS ARE AS REPORTED BELOW.

6100 PUPIL PERSONNEL	6400 INSTR STAFF TRAINING	7700 CENTRAL SERVICES
6200 INSTRUCTIONAL MEDIA	7300 SCHOOL ADMINISTRATION	922 7900 OPERATION OF PLANT
6300 INSTR & CURR DEVLPMNT	203003 7400 FACILITIES ACQ-CONSTR	8100 MAINTENANCE OF PLANT
		8200 ADMIN. TECH. SERVICES
		6500 INSTR. TECH. SERVICES

FUND- 4
 SCHL- 0601 CRESTVIEW SENIOR HIGH

----- PROGRAM -----		----- DIRECT -----										
CATEGORY	NBR	SALARIES	BENEFITS	PURCHASED SERVICES	MATERIAL SUPPLIES	OTHER EXPENSES	CAPITAL OUTLAY	TOTAL DIRECT	SCHOOL INDIRECT	SCHOOL COST	DISTRICT INDIRECT	TOTAL
9-12 BASIC	103	234	44	413	4212	97	13430	18432	1387	19819	42486	62306
BASIC		234	44	413	4212	97	13430	18432	1387	19819	42486	62306
ESOL	130	2		3	37		120	164	12	177	379	557
ESOL		2		3	37		120	164	12	177	379	557
9-12 BASIC W/ES	113	229	15	563	2290	279	5225	8603	26248	34851	43549	78401
ESE LEVEL 4	254	3		9	39	4	90	148	452	600	750	1351
ESE LEVEL 5	255	1		4	18	2	43	71	217	288	360	648
ESE		235	16	577	2348	286	5358	8823	26917	35741	44661	80402
VOCATIONAL,6-12	300	33	6	59	606	14	1933	2653	199	2853	6116	8970
VOCATIONAL PGM		33	6	59	606	14	1933	2653	199	2853	6116	8970
TOTAL FOR FEFP		505	67	1054	7205	399	20842	30074	28517	58591	93644	152236
FOOD SERVICE									440971		77627	
TRANSPORTATION											3756	

THOSE COSTS REPORTED IN THE COLUMN TITLED -SCHOOL INDIRECT- ARE DERIVED FROM TWO SOURCES: A) EXPENDITURES RECORDED BY SCHOOL AND B) SCHOOL LEVEL EXPENDITURES CENTRALLY RECORDED. FUNCTIONALLY DISTRIBUTED, THESE COSTS ARE AS REPORTED BELOW.

- 6100 PUPIL PERSONNEL
- 6200 INSTRUCTIONAL MEDIA
- 6300 INSTR & CURR DEVLPMNT
- 6400 INSTR STAFF TRAINING
- 7300 SCHOOL ADMINISTRATION
- 27521 7400 FACILITIES ACQ-CONSTR
- 7700 CENTRAL SERVICES
- 995 7900 OPERATION OF PLANT
- 8100 MAINTENANCE OF PLANT
- 8200 ADMIN. TECH. SERVICES
- 6500 INSTR. TECH. SERVICES

FUND- 4
 SCHL- 0621 KENWOOD ELEMENTARY

----- DIRECT -----												
PROGRAM	NBR	SALARIES	BENEFITS	PURCHASED SERVICES	MATERIAL SUPPLIES	OTHER EXPENSES	CAPITAL OUTLAY	TOTAL DIRECT	SCHOOL INDIRECT	SCHOOL COST	DISTRICT INDIRECT	TOTAL
K-3 BASIC	101	60	11	107	1092	25	3482	4779	36025	40804	11017	51822
4-8 BASIC	102	22	4	39	403	9	1287	1767	13318	15086	4073	19159
BASIC		83	15	146	1496	34	4770	6547	49343	55891	15091	70982
ESOL	130				9		30	41	315	357	96	453
ESOL					9		30	41	315	357	96	453
PK-3 BASIC W/ES	111	147548	43525	194	2881	494	2078	196721	34050	230771	15007	245779
4-8 BASIC W/ESE	112	43618	18333	81	1213	208	875	64331	14342	78674	6321	84996
ESE LEVEL 4	254	81986	14213	63	941	161	678	98044	11119	109164	4900	114065
ESE LEVEL 5	255	6696	1159	5	76	13	55	8007	907	8914	399	9314
ESE		279850	77232	344	5113	877	3688	367105	60419	427525	26629	454154
TOTAL FOR FEFP		279934	77248	492	6619	911	8488	373694	110078	483773	41817	525590
FOOD SERVICE									171933		22622	
TRANSPORTATION											1094	

THOSE COSTS REPORTED IN THE COLUMN TITLED -SCHOOL INDIRECT- ARE DERIVED FROM TWO SOURCES: A) EXPENDITURES RECORDED BY SCHOOL AND B) SCHOOL LEVEL EXPENDITURES CENTRALLY RECORDED. FUNCTIONALLY DISTRIBUTED, THESE COSTS ARE AS REPORTED BELOW.

6100 PUPIL PERSONNEL	6400 INSTR STAFF TRAINING	7700 CENTRAL SERVICES
6200 INSTRUCTIONAL MEDIA	7300 SCHOOL ADMINISTRATION	360 7900 OPERATION OF PLANT
6300 INSTR & CURR DEVLPMNT	109717 7400 FACILITIES ACQ-CONSTR	8100 MAINTENANCE OF PLANT
		8200 ADMIN. TECH. SERVICES
		6500 INSTR. TECH. SERVICES

FUND- 4
 SCHL- 0631 FLOROSA ELEMENTARY SCHOOL

PROGRAM		DIRECT										
PROGRAM	NBR	SALARIES	BENEFITS	PURCHASED SERVICES	MATERIAL SUPPLIES	OTHER EXPENSES	CAPITAL OUTLAY	TOTAL DIRECT	SCHOOL INDIRECT	SCHOOL COST	DISTRICT INDIRECT	TOTAL
K-3 BASIC	101	63	12	112	1143	26	3645	5003	39920	44923	11533	56457
4-8 BASIC	102	26	5	47	479	11	1527	2096	16728	18825	4833	23659
BASIC		90	17	159	1622	37	5173	7100	56648	63749	16367	80116
ESOL	130	5	1	10	104	2	333	457	3651	4108	1054	5163
ESOL		5	1	10	104	2	333	457	3651	4108	1054	5163
PK-3 BASIC W/ES	111	34090	6595	232	946	626	2158	44650	29793	74443	17989	92433
4-8 BASIC W/ESE	112	21221	4105	144	588	390	1343	27795	18546	46342	11198	57541
ESE LEVEL 4	254	616	119	4	17	11	39	807	539	1346	325	1672
ESE LEVEL 5	255	167	32	1	4	3	10	219	146	365	88	453
ESE		56097	10852	382	1556	1031	3551	73472	49025	122498	29602	152101
TOTAL FOR FEFP		56193	10870	552	3284	1071	9059	81030	109326	190356	47025	237381
FOOD SERVICE									216090		24323	
TRANSPORTATION											1177	

THOSE COSTS REPORTED IN THE COLUMN TITLED -SCHOOL INDIRECT- ARE DERIVED FROM TWO SOURCES: A) EXPENDITURES RECORDED BY SCHOOL AND B) SCHOOL LEVEL EXPENDITURES CENTRALLY RECORDED. FUNCTIONALLY DISTRIBUTED, THESE COSTS ARE AS REPORTED BELOW.

- 6100 PUPIL PERSONNEL
- 6200 INSTRUCTIONAL MEDIA
- 6300 INSTR & CURR DEVLPMNT
- 6400 INSTR STAFF TRAINING
- 7300 SCHOOL ADMINISTRATION
- 7400 FACILITIES ACQ-CONSTR
- 7700 CENTRAL SERVICES
- 7900 OPERATION OF PLANT
- 8100 MAINTENANCE OF PLANT
- 8200 ADMIN. TECH. SERVICES
- 6500 INSTR. TECH. SERVICES

FUND- 4
 SCHL- 0641 FORT WALTON BEACH HIGH

PROGRAM CATEGORY	NBR	DIRECT						TOTAL DIRECT	SCHOOL INDIRECT	SCHOOL COST	DISTRICT INDIRECT	TOTAL
		SALARIES	BENEFITS	PURCHASED SERVICES	MATERIAL SUPPLIES	OTHER EXPENSES	CAPITAL OUTLAY					
9-12 BASIC	103	275	52	487	4966	115	15835	21733	830	22563	50095	72659
BASIC		275	52	487	4966	115	15835	21733	830	22563	50095	72659
ESOL	130	1		2	25		82	113	4	117	261	379
ESOL		1		2	25		82	113	4	117	261	379
9-12 BASIC W/ES	113	176	12	3146	1758	214	4012	9321	22389	31711	33445	65157
ESE LEVEL 4	254	3		54	30	3	69	160	385	546	576	1123
ESE LEVEL 5	255	2		48	27	3	62	145	348	493	520	1014
ESE		182	12	3249	1816	221	4144	9627	23124	32751	34543	67295
VOCATIONAL,6-12	300	13	2	24	250	5	799	1097	41	1139	2530	3670
VOCATIONAL PGM		13	2	24	250	5	799	1097	41	1139	2530	3670
TOTAL FOR FEFP		473	67	3764	7060	343	20862	32571	24001	56573	87431	144004
FOOD SERVICE									365978		74983	
TRANSPORTATION											3628	

THOSE COSTS REPORTED IN THE COLUMN TITLED -SCHOOL INDIRECT- ARE DERIVED FROM TWO SOURCES: A) EXPENDITURES RECORDED BY SCHOOL AND B) SCHOOL LEVEL EXPENDITURES CENTRALLY RECORDED. FUNCTIONALLY DISTRIBUTED, THESE COSTS ARE AS REPORTED BELOW.

6100 PUPIL PERSONNEL	6400 INSTR STAFF TRAINING	7700 CENTRAL SERVICES
6200 INSTRUCTIONAL MEDIA	7300 SCHOOL ADMINISTRATION	1018 7900 OPERATION OF PLANT
6300 INSTR & CURR DEVLPMNT	22982 7400 FACILITIES ACQ-CONSTR	8100 MAINTENANCE OF PLANT
		8200 ADMIN. TECH. SERVICES
		6500 INSTR. TECH. SERVICES

FUND- 4
 SCHL- 0651 BRUNER MIDDLE SCHOOL

----- PROGRAM -----		----- DIRECT -----							SCHOOL	SCHOOL	DISTRICT	TOTAL
CATEGORY	NBR	SALARIES	BENEFITS	PURCHASED SERVICES	MATERIAL SUPPLIES	OTHER EXPENSES	CAPITAL OUTLAY	TOTAL DIRECT	INDIRECT	COST	INDIRECT	TOTAL
4-8 BASIC	102	124	23	220	2246	52	7161	9828	23537	33366	22655	56021
BASIC		124	23	220	2246	52	7161	9828	23537	33366	22655	56021
ESOL	130	3		5	59	1	190	261	625	886	602	1488
ESOL		3		5	59	1	190	261	625	886	602	1488
4-8 BASIC W/ESE	112	61683	22617	387	1576	714	3597	90577	48158	138736	29981	168718
ESE LEVEL 4	254	1047	384	6	26	12	61	1538	817	2356	509	2865
ESE		62730	23001	394	1603	726	3658	92115	48976	141092	30490	171583
TOTAL FOR FEFP		62858	23026	620	3909	780	11010	102205	73139	175345	53748	229094
FOOD SERVICE									336516		34880	
TRANSPORTATION											1687	

THOSE COSTS REPORTED IN THE COLUMN TITLED -SCHOOL INDIRECT- ARE DERIVED FROM TWO SOURCES: A) EXPENDITURES RECORDED BY SCHOOL AND B) SCHOOL LEVEL EXPENDITURES CENTRALLY RECORDED. FUNCTIONALLY DISTRIBUTED, THESE COSTS ARE AS REPORTED BELOW.

6100 PUPIL PERSONNEL	10008	6400 INSTR STAFF TRAINING	7700 CENTRAL SERVICES
6200 INSTRUCTIONAL MEDIA		7300 SCHOOL ADMINISTRATION	31983 7900 OPERATION OF PLANT
6300 INSTR & CURR DEVLPMNT	31146	7400 FACILITIES ACQ-CONSTR	8100 MAINTENANCE OF PLANT
			8200 ADMIN. TECH. SERVICES
			6500 INSTR. TECH. SERVICES

FUND- 4
 SCHL- 0671 LEWIS MIDDLE SCHOOL

----- PROGRAM -----		----- DIRECT -----										
CATEGORY	NBR	SALARIES	BENEFITS	PURCHASED SERVICES	MATERIAL SUPPLIES	OTHER EXPENSES	CAPITAL OUTLAY	TOTAL DIRECT	SCHOOL INDIRECT	SCHOOL COST	DISTRICT INDIRECT	TOTAL
4-8 BASIC	102	94	18	167	1707	39	5444	7472	285	7758	17224	24983
BASIC		94	18	167	1707	39	5444	7472	285	7758	17224	24983
ESOL	130				5		17	23		24	54	79
ESOL					5		17	23		24	54	79
4-8 BASIC W/ESE	112	43465	13791	248	1008	745	2301	61561	22154	83715	19180	102895
ESE LEVEL 4	254	1505	113	2	8	6	18	1654	182	1836	158	1994
ESE LEVEL 5	255	390	250	4	18	13	41	719	402	1122	348	1471
ESE		45361	14156	254	1035	765	2362	63935	22739	86675	19687	106362
TOTAL FOR FEFP		45456	14174	422	2748	805	7824	71431	23026	94457	36966	131424
FOOD SERVICE									230469		21328	
TRANSPORTATION											1032	

THOSE COSTS REPORTED IN THE COLUMN TITLED -SCHOOL INDIRECT- ARE DERIVED FROM TWO SOURCES: A) EXPENDITURES RECORDED BY SCHOOL AND B) SCHOOL LEVEL EXPENDITURES CENTRALLY RECORDED. FUNCTIONALLY DISTRIBUTED, THESE COSTS ARE AS REPORTED BELOW.

- | | | |
|----------------------------|----------------------------------|-----------------------------|
| 6100 PUPIL PERSONNEL | 6400 INSTR STAFF TRAINING | 7700 CENTRAL SERVICES |
| 6200 INSTRUCTIONAL MEDIA | 7300 SCHOOL ADMINISTRATION | 367 7900 OPERATION OF PLANT |
| 6300 INSTR & CURR DEVLPMNT | 22658 7400 FACILITIES ACQ-CONSTR | 8100 MAINTENANCE OF PLANT |
| | | 8200 ADMIN. TECH. SERVICES |
| | | 6500 INSTR. TECH. SERVICES |

FUND- 4
 SCHL- 0681 LONGWOOD ELEMENTARY SCHOOL

PROGRAM		DIRECT										
PROGRAM	NBR	SALARIES	BENEFITS	PURCHASED SERVICES	MATERIAL SUPPLIES	OTHER EXPENSES	CAPITAL OUTLAY	TOTAL DIRECT	SCHOOL INDIRECT	SCHOOL COST	DISTRICT INDIRECT	TOTAL
K-3 BASIC	101	65265	22680	11628	9239	942	16178	125934	29160	155095	23142	178238
4-8 BASIC	102	73781	9342	4789	3805	388	6663	98771	12011	110782	9532	120315
BASIC		139047	32023	16417	13045	1330	22842	224706	41171	265877	32675	298553
ESOL	130	1458	2089	1071	851	86	1490	7047	2685	9732	2131	11864
ESOL		1458	2089	1071	851	86	1490	7047	2685	9732	2131	11864
PK-3 BASIC W/ES	111	37789	15682	4265	3701	1179	6366	68984	36635	105619	20070	125690
4-8 BASIC W/ESE	112	60791	7075	1924	1670	532	2872	74866	16530	91396	9056	100452
ESE LEVEL 4	254	4257	2440	663	576	183	990	9112	5702	14814	3123	17938
ESE		102837	25198	6853	5947	1895	10229	152962	58867	211830	32250	244081
TOTAL FOR FEFP		243344	59311	24342	19843	3312	34562	384716	102725	487441	67057	554499
FOOD SERVICE									194230		21652	
TRANSPORTATION											1712	

THOSE COSTS REPORTED IN THE COLUMN TITLED -SCHOOL INDIRECT- ARE DERIVED FROM TWO SOURCES: A) EXPENDITURES RECORDED BY SCHOOL AND B) SCHOOL LEVEL EXPENDITURES CENTRALLY RECORDED. FUNCTIONALLY DISTRIBUTED, THESE COSTS ARE AS REPORTED BELOW.

6100 PUPIL PERSONNEL	5236	6400 INSTR STAFF TRAINING	560	7700 CENTRAL SERVICES
6200 INSTRUCTIONAL MEDIA		7300 SCHOOL ADMINISTRATION	380	7900 OPERATION OF PLANT
6300 INSTR & CURR DEVLPMNT	96546	7400 FACILITIES ACQ-CONSTR		8100 MAINTENANCE OF PLANT
				8200 ADMIN. TECH. SERVICES
				6500 INSTR. TECH. SERVICES

FUND- 4
 SCHL- 0701 OKALOOSA APPLIED TECHNOLOGY CR

----- PROGRAM -----		----- DIRECT -----										
CATEGORY	NBR	SALARIES	BENEFITS	PURCHASED SERVICES	MATERIAL SUPPLIES	OTHER EXPENSES	CAPITAL OUTLAY	TOTAL DIRECT	SCHOOL INDIRECT	SCHOOL COST	DISTRICT INDIRECT	TOTAL
9-12 BASIC	103	8	1	15	156	40020	497	40699	11189	51889	1573	53463
BASIC		8	1	15	156	40020	497	40699	11189	51889	1573	53463
ESOL	130					72		74	20	94	2	97
ESOL						72		74	20	94	2	97
9-12 BASIC W/ES	113	36	2	90	366	43812	836	45145	79441	124586	6972	131558
ESE		36	2	90	366	43812	836	45145	79441	124586	6972	131558
VOCATIONAL, 6-12	300	19	3	34	347	89178	1108	90691	24933	115624	3506	119131
VOCATIONAL PGM		19	3	34	347	89178	1108	90691	24933	115624	3506	119131
CONTINUING WORK	341	3		5	56	14595	181	14843	4080	18923	573	19497
ADULT-VOC		3		5	56	14595	181	14843	4080	18923	573	19497
AGRISCIENCE & N	351					145	1	148	40	189	5	194
BUSINESS EDUCAT	352	3		5	57	14741	183	14991	4121	19113	579	19692
HEALTH SCIENCE	354	20	3	35	361	92841	1154	94417	25957	120374	3651	124025
INDUSTRIAL	355	22	4	39	402	103204	1282	104955	28854	133810	4058	137869
ADULT PGM		45	8	80	822	210933	2622	214513	58974	273487	8294	281782
VOCATIONAL PREP	405	3		5	56	14595	181	14843	4080	18923	573	19497
ADULT HANDICAP		3		5	56	14595	181	14843	4080	18923	573	19497
TOTAL FOR FEFP		116	17	231	1806	413209	5428	420810	182720	603530	21498	625029
FOOD SERVICE									14825		8014	
TRANSPORTATION											387	

THOSE COSTS REPORTED IN THE COLUMN TITLED -SCHOOL INDIRECT- ARE DERIVED FROM TWO SOURCES: A) EXPENDITURES RECORDED BY SCHOOL AND B) SCHOOL LEVEL EXPENDITURES CENTRALLY RECORDED. FUNCTIONALLY DISTRIBUTED, THESE COSTS ARE AS REPORTED BELOW.

6100 PUPIL PERSONNEL	6400 INSTR STAFF TRAINING	7700 CENTRAL SERVICES
6200 INSTRUCTIONAL MEDIA	7300 SCHOOL ADMINISTRATION	269 7900 OPERATION OF PLANT
6300 INSTR & CURR DEVLPMNT	182450 7400 FACILITIES ACQ-CONSTR	8100 MAINTENANCE OF PLANT
		8200 ADMIN. TECH. SERVICES
		6500 INSTR. TECH. SERVICES

FUND- 4
 SCHL- 0731 WALKER ELEMENTARY

PROGRAM		DIRECT										TOTAL
CATEGORY	NBR	SALARIES	BENEFITS	PURCHASED SERVICES	MATERIAL SUPPLIES	OTHER EXPENSES	CAPITAL OUTLAY	TOTAL DIRECT	SCHOOL INDIRECT	SCHOOL COST	DISTRICT INDIRECT	TOTAL
K-3 BASIC	101	49744	20030	17527	19245	642	33786	140977	33271	174248	30424	204672
4-8 BASIC	102	98554	9361	8191	8994	300	15791	141194	15549	156743	14219	170963
BASIC		148299	29392	25718	28240	942	49578	282171	48820	330992	44643	375635
ESOL	130	103	72	63	69	2	122	434	120	555	110	665
ESOL		103	72	63	69	2	122	434	120	555	110	665
PK-3 BASIC W/ES	111	74794	28526	5863	6753	595	11714	128247	22522	150770	24182	174953
4-8 BASIC W/ESE	112	44280	16730	3438	3960	349	6870	75629	13209	88838	14182	103021
ESE LEVEL 4	254	3209	1311	269	310	27	538	5667	1035	6703	1112	7815
ESE LEVEL 5	255	629	257	52	60	5	105	1112	203	1315	218	1534
ESE		122914	46826	9624	11085	977	19229	210657	36970	247628	39696	287324
TOTAL FOR FEFP		271317	76291	35406	39395	1922	68930	493263	85912	579175	84449	663625
FOOD SERVICE									263040		30076	
TRANSPORTATION											2378	

THOSE COSTS REPORTED IN THE COLUMN TITLED -SCHOOL INDIRECT- ARE DERIVED FROM TWO SOURCES: A) EXPENDITURES RECORDED BY SCHOOL AND B) SCHOOL LEVEL EXPENDITURES CENTRALLY RECORDED. FUNCTIONALLY DISTRIBUTED, THESE COSTS ARE AS REPORTED BELOW.

6100 PUPIL PERSONNEL	5806	6400 INSTR STAFF TRAINING	343	7700 CENTRAL SERVICES
6200 INSTRUCTIONAL MEDIA		7300 SCHOOL ADMINISTRATION	483	7900 OPERATION OF PLANT
6300 INSTR & CURR DEVLPMNT	79277	7400 FACILITIES ACQ-CONSTR		8100 MAINTENANCE OF PLANT
				8200 ADMIN. TECH. SERVICES
				6500 INSTR. TECH. SERVICES

FUND- 4
 SCHL- 0741 BLUEWATER ELEMENTARY

----- PROGRAM -----		----- DIRECT -----										
CATEGORY	NBR	SALARIES	BENEFITS	PURCHASED SERVICES	MATERIAL SUPPLIES	OTHER EXPENSES	CAPITAL OUTLAY	TOTAL DIRECT	SCHOOL INDIRECT	SCHOOL COST	DISTRICT INDIRECT	TOTAL
K-3 BASIC	101	61	11	107	1099	25	3506	4812	12995	17807	11093	28901
4-8 BASIC	102	24	4	42	432	10	1378	1891	5107	6998	4359	11358
BASIC		85	16	150	1532	35	4884	6704	18102	24806	15453	40260
ESOL	130				4		14	19	53	73	45	119
ESOL					4		14	19	53	73	45	119
PK-3 BASIC W/ES	111	26175	9401	949	1096	367	2501	40492	17315	57807	20849	78657
4-8 BASIC W/ESE	112	8697	6901	696	804	269	1836	19206	12710	31917	15304	47222
ESE LEVEL 4	254	3541	271	27	31	10	72	3954	500	4454	602	5056
ESE LEVEL 5	255	87	69	6	8	2	18	192	127	319	153	473
ESE		38501	16643	1680	1941	651	4428	63846	30654	94500	36909	131410
TOTAL FOR FEFP		38586	16659	1831	3477	686	9327	70570	48810	119380	52409	171789
FOOD SERVICE									188582		24693	
TRANSPORTATION											1194	

THOSE COSTS REPORTED IN THE COLUMN TITLED -SCHOOL INDIRECT- ARE DERIVED FROM TWO SOURCES: A) EXPENDITURES RECORDED BY SCHOOL AND B) SCHOOL LEVEL EXPENDITURES CENTRALLY RECORDED. FUNCTIONALLY DISTRIBUTED, THESE COSTS ARE AS REPORTED BELOW.

- 6100 PUPIL PERSONNEL
- 6200 INSTRUCTIONAL MEDIA
- 6300 INSTR & CURR DEVLPMNT
- 6400 INSTR STAFF TRAINING
- 7300 SCHOOL ADMINISTRATION
- 7400 FACILITIES ACQ-CONSTR
- 408 7700 CENTRAL SERVICES
- 7900 OPERATION OF PLANT
- 8100 MAINTENANCE OF PLANT
- 8200 ADMIN. TECH. SERVICES
- 6500 INSTR. TECH. SERVICES

FUND- 4
 SCHL- 0751 ANTIOCH ELEMENTARY

----- PROGRAM -----		----- DIRECT -----										
CATEGORY	NBR	SALARIES	BENEFITS	PURCHASED SERVICES	MATERIAL SUPPLIES	OTHER EXPENSES	CAPITAL OUTLAY	TOTAL DIRECT	SCHOOL INDIRECT	SCHOOL COST	DISTRICT INDIRECT	TOTAL
K-3 BASIC	101	79	15	140	1430	33	4559	6258	39773	46031	14425	60456
4-8 BASIC	102	34	6	60	620	14	1978	2714	17254	19969	6257	26227
BASIC		113	21	201	2050	47	6537	8972	57028	66001	20683	86684
ESOL	130	1		1	18		58	79	506	586	183	769
ESOL		1		1	18		58	79	506	586	183	769
PK-3 BASIC W/ES	111	85241	19546	953	1195	475	2726	110140	38332	148472	22728	171200
4-8 BASIC W/ESE	112	52604	12062	588	737	293	1682	67970	23655	91626	14026	105652
ESE LEVEL 4	254	16357	3751	183	229	91	523	21135	7355	28491	4361	32853
ESE LEVEL 5	255	976	223	10	13	5	31	1261	439	1700	260	1961
ESE		155181	35584	1736	2176	865	4964	200508	69783	270291	41376	311667
TOTAL FOR FEFP		155296	35606	1939	4244	913	11560	209560	127318	336879	62242	399122
FOOD SERVICE									228324		33037	
TRANSPORTATION											1598	

THOSE COSTS REPORTED IN THE COLUMN TITLED -SCHOOL INDIRECT- ARE DERIVED FROM TWO SOURCES: A) EXPENDITURES RECORDED BY SCHOOL AND B) SCHOOL LEVEL EXPENDITURES CENTRALLY RECORDED. FUNCTIONALLY DISTRIBUTED, THESE COSTS ARE AS REPORTED BELOW.

- | | | |
|----------------------------|-----------------------------------|-----------------------------|
| 6100 PUPIL PERSONNEL | 6400 INSTR STAFF TRAINING | 7700 CENTRAL SERVICES |
| 6200 INSTRUCTIONAL MEDIA | 7300 SCHOOL ADMINISTRATION | 515 7900 OPERATION OF PLANT |
| 6300 INSTR & CURR DEVLPMNT | 126802 7400 FACILITIES ACQ-CONSTR | 8100 MAINTENANCE OF PLANT |
| | | 8200 ADMIN. TECH. SERVICES |
| | | 6500 INSTR. TECH. SERVICES |

FUND- 4
 SCHL- 0761 DAVIDSON MIDDLE SCHOOL

----- PROGRAM -----		----- DIRECT -----										
CATEGORY	NBR	SALARIES	BENEFITS	PURCHASED SERVICES	MATERIAL SUPPLIES	OTHER EXPENSES	CAPITAL OUTLAY	TOTAL DIRECT	SCHOOL INDIRECT	SCHOOL COST	DISTRICT INDIRECT	TOTAL
4-8 BASIC	102	114	21	201	2054	47	6550	8989	343	9333	20721	30054
BASIC		114	21	201	2054	47	6550	8989	343	9333	20721	30054
ESOL	130				1		6	8		9	20	29
ESOL					1		6	8		9	20	29
4-8 BASIC W/ESE	112	108776	41117	323	1316	384	3002	154920	64241	219162	25027	244189
ESE LEVEL 4	254	4910	1856	14	59	17	135	6994	2900	9894	1129	11024
ESE LEVEL 5	255	4486	1695	13	54	15	123	6389	2649	9039	1032	10071
ESE		118173	44669	351	1429	417	3262	168304	69791	238095	27189	265285
TOTAL FOR FEFP		118287	44691	553	3486	465	9818	177303	70135	247438	47931	295369
FOOD SERVICE									260493		36749	
TRANSPORTATION											1778	

THOSE COSTS REPORTED IN THE COLUMN TITLED -SCHOOL INDIRECT- ARE DERIVED FROM TWO SOURCES: A) EXPENDITURES RECORDED BY SCHOOL AND B) SCHOOL LEVEL EXPENDITURES CENTRALLY RECORDED. FUNCTIONALLY DISTRIBUTED, THESE COSTS ARE AS REPORTED BELOW.

- | | | |
|----------------------------|----------------------------------|-----------------------------|
| 6100 PUPIL PERSONNEL | 6400 INSTR STAFF TRAINING | 7700 CENTRAL SERVICES |
| 6200 INSTRUCTIONAL MEDIA | 7300 SCHOOL ADMINISTRATION | 455 7900 OPERATION OF PLANT |
| 6300 INSTR & CURR DEVLPMNT | 69679 7400 FACILITIES ACQ-CONSTR | 8100 MAINTENANCE OF PLANT |
| | | 8200 ADMIN. TECH. SERVICES |
| | | 6500 INSTR. TECH. SERVICES |

FUND- 4
 SCHL- 0771 DESTIN MIDDLE SCHOOL

----- PROGRAM -----		----- DIRECT -----							TOTAL	SCHOOL	SCHOOL	DISTRICT	TOTAL
CATEGORY	NBR	SALARIES	BENEFITS	PURCHASED SERVICES	MATERIAL SUPPLIES	OTHER EXPENSES	CAPITAL OUTLAY	DIRECT	INDIRECT	COST	INDIRECT		
4-8 BASIC	102	91	28	161	1649	845	5258	8035	275	8311	16635	24947	
BASIC		91	28	161	1649	845	5258	8035	275	8311	16635	24947	
ESOL	130	2		3	39	20	126	192	6	199	398	598	
ESOL		2		3	39	20	126	192	6	199	398	598	
4-8 BASIC W/ESE 112		106	10	262	1065	373	2431	4250	15031	19282	20268	39550	
ESE		106	10	262	1065	373	2431	4250	15031	19282	20268	39550	
TOTAL FOR FEFP		200	40	427	2754	1239	7816	12479	15314	27793	37302	65096	
FOOD SERVICE										229886		25900	
TRANSPORTATION										551		1253	

THOSE COSTS REPORTED IN THE COLUMN TITLED -SCHOOL INDIRECT- ARE DERIVED FROM TWO SOURCES: A) EXPENDITURES RECORDED BY SCHOOL AND B) SCHOOL LEVEL EXPENDITURES CENTRALLY RECORDED. FUNCTIONALLY DISTRIBUTED, THESE COSTS ARE AS REPORTED BELOW.

6100 PUPIL PERSONNEL	6400 INSTR STAFF TRAINING	7700 CENTRAL SERVICES
6200 INSTRUCTIONAL MEDIA	7300 SCHOOL ADMINISTRATION	365 7900 OPERATION OF PLANT
6300 INSTR & CURR DEVLPMNT	14949 7400 FACILITIES ACQ-CONSTR	8100 MAINTENANCE OF PLANT
		8200 ADMIN. TECH. SERVICES
		6500 INSTR. TECH. SERVICES

FUND- 4
 SCHL- 0781 ECCI - SOUTH

PROGRAM		DIRECT							SCHOOL	SCHOOL	DISTRICT	TOTAL
CATEGORY	NBR	SALARIES	BENEFITS	PURCHASED SERVICES	MATERIAL SUPPLIES	OTHER EXPENSES	CAPITAL OUTLAY	TOTAL DIRECT	INDIRECT	COST	INDIRECT	TOTAL
4-8 BASIC	102	7	1	13	136	3	434	596	22	619	1374	1993
9-12 BASIC	103	5	1	9	96	2	307	421	16	437	971	1409
BASIC		12	2	22	232	5	741	1017	38	1056	2346	3403
4-8 BASIC W/ESE	112	24	1	59	241	29	550	906	18	925	4589	5514
9-12 BASIC W/ES	113	13		33	135	16	309	508	10	519	2575	3095
ESE LEVEL 5	255			1	7		17	28		29	144	173
ESE		38	2	94	384	46	877	1444	29	1473	7309	8783
TOTAL FOR FEFP		51	5	117	617	52	1618	2462	68	2530	9655	12186
FOOD SERVICE									3639		3907	
TRANSPORTATION											189	

THOSE COSTS REPORTED IN THE COLUMN TITLED -SCHOOL INDIRECT- ARE DERIVED FROM TWO SOURCES: A) EXPENDITURES RECORDED BY SCHOOL AND B) SCHOOL LEVEL EXPENDITURES CENTRALLY RECORDED. FUNCTIONALLY DISTRIBUTED, THESE COSTS ARE AS REPORTED BELOW.

- | | | |
|----------------------------|----------------------------|----------------------------|
| 6100 PUPIL PERSONNEL | 6400 INSTR STAFF TRAINING | 7700 CENTRAL SERVICES |
| 6200 INSTRUCTIONAL MEDIA | 7300 SCHOOL ADMINISTRATION | 68 7900 OPERATION OF PLANT |
| 6300 INSTR & CURR DEVLPMNT | 7400 FACILITIES ACQ-CONSTR | 8100 MAINTENANCE OF PLANT |
| | | 8200 ADMIN. TECH. SERVICES |
| | | 6500 INSTR. TECH. SERVICES |

FUND- 4
 SCHL- 0791 ECCI - NORTH

----- PROGRAM -----		----- DIRECT -----							SCHOOL	SCHOOL	DISTRICT	TOTAL
CATEGORY	NBR	SALARIES	BENEFITS	PURCHASED SERVICES	MATERIAL SUPPLIES	OTHER EXPENSES	CAPITAL OUTLAY	TOTAL DIRECT	INDIRECT	COST	INDIRECT	TOTAL
4-8 BASIC	102	3		6	69	1	221	304	11	316	701	1018
9-12 BASIC	103	1		3	32		102	140	5	146	324	470
BASIC		5	1	9	101	2	324	445	17	462	1026	1488
4-8 BASIC W/ESE 112		9		23	95	11	217	357	4955	5312	1808	7121
9-12 BASIC W/ES 113		5		14	59	7	135	222	3082	3305	1125	4430
ESE		15	1	37	154	18	352	579	8038	8617	2933	11551
TOTAL FOR FEFP		21	2	47	256	21	676	1024	8055	9079	3960	13040
FOOD SERVICE									14454		2298	
TRANSPORTATION											111	

THOSE COSTS REPORTED IN THE COLUMN TITLED -SCHOOL INDIRECT- ARE DERIVED FROM TWO SOURCES: A) EXPENDITURES RECORDED BY SCHOOL AND B) SCHOOL LEVEL EXPENDITURES CENTRALLY RECORDED. FUNCTIONALLY DISTRIBUTED, THESE COSTS ARE AS REPORTED BELOW.

- | | | |
|----------------------------|---------------------------------|----------------------------|
| 6100 PUPIL PERSONNEL | 6400 INSTR STAFF TRAINING | 7700 CENTRAL SERVICES |
| 6200 INSTRUCTIONAL MEDIA | 7300 SCHOOL ADMINISTRATION | 29 7900 OPERATION OF PLANT |
| 6300 INSTR & CURR DEVLPMNT | 8025 7400 FACILITIES ACQ-CONSTR | 8100 MAINTENANCE OF PLANT |
| | | 8200 ADMIN. TECH. SERVICES |
| | | 6500 INSTR. TECH. SERVICES |

FUND- 4
 SCHL- 7004 OKALOOSA ON-LINE

----- PROGRAM -----		----- DIRECT -----							SCHOOL	SCHOOL	DISTRICT	TOTAL
CATEGORY	NBR	SALARIES	BENEFITS	PURCHASED SERVICES	MATERIAL SUPPLIES	OTHER EXPENSES	CAPITAL OUTLAY	TOTAL DIRECT	INDIRECT	COST	INDIRECT	TOTAL
4-8 BASIC	102			1	17		57	78	2	81	180	262
9-12 BASIC	103	2		3	38		124	170	6	177	393	570
BASIC		3		5	56	1	181	249	9	258	573	832
TOTAL FOR FEFP		3		5	56	1	181	249	9	258	573	832
FOOD SERVICE									1755		1884	
TRANSPORTATION											91	

THOSE COSTS REPORTED IN THE COLUMN TITLED -SCHOOL INDIRECT- ARE DERIVED FROM TWO SOURCES: A) EXPENDITURES RECORDED BY SCHOOL AND B) SCHOOL LEVEL EXPENDITURES CENTRALLY RECORDED. FUNCTIONALLY DISTRIBUTED, THESE COSTS ARE AS REPORTED BELOW.

- | | | |
|----------------------------|----------------------------|----------------------------|
| 6100 PUPIL PERSONNEL | 6400 INSTR STAFF TRAINING | 7700 CENTRAL SERVICES |
| 6200 INSTRUCTIONAL MEDIA | 7300 SCHOOL ADMINISTRATION | 9 7900 OPERATION OF PLANT |
| 6300 INSTR & CURR DEVLPMNT | 7400 FACILITIES ACQ-CONSTR | 8100 MAINTENANCE OF PLANT |
| | | 8200 ADMIN. TECH. SERVICES |
| | | 6500 INSTR. TECH. SERVICES |

FUND- 4
 SCHL- 9810 GULF COAST YOUTH ACADEMY

----- PROGRAM -----		----- DIRECT -----							SCHOOL	SCHOOL	DISTRICT	TOTAL
CATEGORY	NBR	SALARIES	BENEFITS	PURCHASED SERVICES	MATERIAL SUPPLIES	OTHER EXPENSES	CAPITAL OUTLAY	TOTAL DIRECT	INDIRECT	COST	INDIRECT	TOTAL
4-8 BASIC	102	5400	3011	424	172	3	2527	11539	28	11568	1735	13303
9-12 BASIC	103	15303	3119	439	178	4	2618	21663	29	21693	1797	23490
BASIC		20704	6130	863	350	8	5145	33203	58	33261	3532	36794
4-8 BASIC W/ESE 112		3208	2088	345	256	31	1956	7886	19	7906	4872	12779
9-12 BASIC W/ES 113		20497	3628	600	445	54	3400	28626	34	28661	8467	37128
ESE		23706	5716	945	701	85	5356	36513	54	36567	13340	49907
VOCATIONAL,6-12 300		3802	1085	153	62	1	911	6016	10	6026	625	6652
VOCATIONAL PGM		3802	1085	153	62	1	911	6016	10	6026	625	6652
TOTAL FOR FEFP		48213	12933	1962	1113	95	11414	75732	123	75856	17498	93354
FOOD SERVICE									4935		5297	
TRANSPORTATION											256	

THOSE COSTS REPORTED IN THE COLUMN TITLED -SCHOOL INDIRECT- ARE DERIVED FROM TWO SOURCES: A) EXPENDITURES RECORDED BY SCHOOL AND B) SCHOOL LEVEL EXPENDITURES CENTRALLY RECORDED. FUNCTIONALLY DISTRIBUTED, THESE COSTS ARE AS REPORTED BELOW.

- | | | |
|----------------------------|----------------------------|-----------------------------|
| 6100 PUPIL PERSONNEL | 6400 INSTR STAFF TRAINING | 7700 CENTRAL SERVICES |
| 6200 INSTRUCTIONAL MEDIA | 7300 SCHOOL ADMINISTRATION | 123 7900 OPERATION OF PLANT |
| 6300 INSTR & CURR DEVLPMNT | 7400 FACILITIES ACQ-CONSTR | 8100 MAINTENANCE OF PLANT |
| | | 8200 ADMIN. TECH. SERVICES |
| | | 6500 INSTR. TECH. SERVICES |

FUND- 4
 SCHL- 9811 OKALOOSA YOUTH DEVELOPMENT CTR

----- PROGRAM -----		----- DIRECT -----										
CATEGORY	NBR	SALARIES	BENEFITS	PURCHASED SERVICES	MATERIAL SUPPLIES	OTHER EXPENSES	CAPITAL OUTLAY	TOTAL DIRECT	SCHOOL INDIRECT	SCHOOL COST	DISTRICT INDIRECT	TOTAL
4-8 BASIC	102	6	1	11	1046	2	8331	9399	23694	33094	1163	34258
9-12 BASIC	103	6	1	10	986	2	7854	8862	22338	31200	1096	32297
BASIC		12	2	21	2033	5	16186	18261	46033	64295	2260	66555
4-8 BASIC W/ESE 112		16	1	41	805	20	5827	6714	16190	22904	3219	26124
9-12 BASIC W/ES 113		18	1	44	857	21	6198	7140	17218	24359	3424	27783
ESE		35	2	85	1662	42	12025	13854	33408	47263	6644	53908
VOCATIONAL,6-12 300		1		2	269		2145	2420	6101	8522	299	8822
VOCATIONAL PGM		1		2	269		2145	2420	6101	8522	299	8822
TOTAL FOR FEFP		49	5	110	3966	48	30357	34537	85544	120081	9204	129286
FOOD SERVICE									2365		2539	
TRANSPORTATION											122	

THOSE COSTS REPORTED IN THE COLUMN TITLED -SCHOOL INDIRECT- ARE DERIVED FROM TWO SOURCES: A) EXPENDITURES RECORDED BY SCHOOL AND B) SCHOOL LEVEL EXPENDITURES CENTRALLY RECORDED. FUNCTIONALLY DISTRIBUTED, THESE COSTS ARE AS REPORTED BELOW.

6100 PUPIL PERSONNEL	85474	6400 INSTR STAFF TRAINING	7700 CENTRAL SERVICES
6200 INSTRUCTIONAL MEDIA		7300 SCHOOL ADMINISTRATION	69 7900 OPERATION OF PLANT
6300 INSTR & CURR DEVLPMNT		7400 FACILITIES ACQ-CONSTR	8100 MAINTENANCE OF PLANT
			8200 ADMIN. TECH. SERVICES
			6500 INSTR. TECH. SERVICES

FUND- 4
 SCHL- 9812 OKALOOSA YOUTH ACADEMY

PROGRAM		DIRECT							SCHOOL	SCHOOL	DISTRICT	TOTAL
CATEGORY	NBR	SALARIES	BENEFITS	PURCHASED SERVICES	MATERIAL SUPPLIES	OTHER EXPENSES	CAPITAL OUTLAY	TOTAL DIRECT	INDIRECT	COST	INDIRECT	TOTAL
4-8 BASIC	102	1849	2781	13	277	3	577	5501	23	5525	1420	6945
9-12 BASIC	103	4786	3414	16	340	4	708	9271	28	9299	1744	11044
BASIC		6635	6195	30	617	7	1286	14772	52	14825	3164	17989
4-8 BASIC W/ESE 112		1063	931	24	146	12	274	2453	7	2461	1927	4388
9-12 BASIC W/ES 113		10957	2891	77	456	38	850	15272	24	15296	5981	21278
ESE		12020	3823	102	603	50	1125	17725	32	17758	7909	25667
VOCATIONAL,6-12 300		30591	2151	10	214	2	446	33417	18	33436	1099	34535
VOCATIONAL PGM		30591	2151	10	214	2	446	33417	18	33436	1099	34535
TOTAL FOR FEFP		49248	12171	143	1434	60	2857	65916	103	66019	12173	78192
FOOD SERVICE									4856		5212	
TRANSPORTATION											252	

THOSE COSTS REPORTED IN THE COLUMN TITLED -SCHOOL INDIRECT- ARE DERIVED FROM TWO SOURCES: A) EXPENDITURES RECORDED BY SCHOOL AND B) SCHOOL LEVEL EXPENDITURES CENTRALLY RECORDED. FUNCTIONALLY DISTRIBUTED, THESE COSTS ARE AS REPORTED BELOW.

- | | | |
|----------------------------|----------------------------|-----------------------------|
| 6100 PUPIL PERSONNEL | 6400 INSTR STAFF TRAINING | 7700 CENTRAL SERVICES |
| 6200 INSTRUCTIONAL MEDIA | 7300 SCHOOL ADMINISTRATION | 103 7900 OPERATION OF PLANT |
| 6300 INSTR & CURR DEVLPMNT | 7400 FACILITIES ACQ-CONSTR | 8100 MAINTENANCE OF PLANT |
| | | 8200 ADMIN. TECH. SERVICES |
| | | 6500 INSTR. TECH. SERVICES |

FUND- 4
 SCHL- 9813 OKALOOSA REGIONAL DETENTION CT

----- PROGRAM -----		----- DIRECT -----										
CATEGORY	NBR	SALARIES	BENEFITS	PURCHASED SERVICES	MATERIAL SUPPLIES	OTHER EXPENSES	CAPITAL OUTLAY	TOTAL DIRECT	SCHOOL INDIRECT	SCHOOL COST	DISTRICT INDIRECT	TOTAL
4-8 BASIC	102	13137	3369	5	366	1	185	17065	177	17242	586	17828
9-12 BASIC	103	14637	4718	7	513	1	259	20138	247	20386	820	21207
BASIC		27774	8087	13	879	3	444	37203	424	37628	1406	39035
4-8 BASIC W/ESE 112		11682	1511	13	194	6	127	13536	289	13825	1064	14890
9-12 BASIC W/ES 113		15688	2966	27	381	13	250	19327	568	19896	2090	21986
ESE		27370	4478	40	575	20	378	32863	858	33722	3154	36877
TOTAL FOR FEFP		55145	12565	54	1455	23	823	70067	1283	71350	4561	75912
FOOD SERVICE									1519		1630	
TRANSPORTATION											78	

THOSE COSTS REPORTED IN THE COLUMN TITLED -SCHOOL INDIRECT- ARE DERIVED FROM TWO SOURCES: A) EXPENDITURES RECORDED BY SCHOOL AND B) SCHOOL LEVEL EXPENDITURES CENTRALLY RECORDED. FUNCTIONALLY DISTRIBUTED, THESE COSTS ARE AS REPORTED BELOW.

- | | | | | |
|----------------------------|------|----------------------------|----|----------------------------|
| 6100 PUPIL PERSONNEL | | 6400 INSTR STAFF TRAINING | | 7700 CENTRAL SERVICES |
| 6200 INSTRUCTIONAL MEDIA | | 7300 SCHOOL ADMINISTRATION | 36 | 7900 OPERATION OF PLANT |
| 6300 INSTR & CURR DEVLPMNT | 1246 | 7400 FACILITIES ACQ-CONSTR | | 8100 MAINTENANCE OF PLANT |
| | | | | 8200 ADMIN. TECH. SERVICES |
| | | | | 6500 INSTR. TECH. SERVICES |

FUND- 4
 SCHL- 9814 ADOLESCENT SUBSTANCE ABUSE PRG

PROGRAM		DIRECT							SCHOOL	SCHOOL	DISTRICT	TOTAL
CATEGORY	NBR	SALARIES	BENEFITS	PURCHASED SERVICES	MATERIAL SUPPLIES	OTHER EXPENSES	CAPITAL OUTLAY	TOTAL DIRECT	INDIRECT	COST	INDIRECT	TOTAL
4-8 BASIC	102	2	1190	3	39		1160	2397	6	2404	402	2807
9-12 BASIC	103	13436	2998	9	100	2	2925	19473	16	19490	1015	20505
BASIC		13438	4189	13	140	3	4086	21871	23	21894	1418	23313
4-8 BASIC W/ESE 112			47		3		49	101		101	65	166
9-12 BASIC W/ES 113		13450	2780	49	200	24	2871	19377	15	19393	3812	23206
ESE		13451	2828	50	203	24	2921	19479	15	19495	3877	23372
VOCATIONAL,6-12 300			223		7		218	450	1	452	75	527
VOCATIONAL PGM			223		7		218	450	1	452	75	527
TOTAL FOR FEFP		26889	7240	64	352	28	7225	41801	40	41841	5371	47213
FOOD SERVICE									1808		1940	
TRANSPORTATION											93	

THOSE COSTS REPORTED IN THE COLUMN TITLED -SCHOOL INDIRECT- ARE DERIVED FROM TWO SOURCES: A) EXPENDITURES RECORDED BY SCHOOL AND B) SCHOOL LEVEL EXPENDITURES CENTRALLY RECORDED. FUNCTIONALLY DISTRIBUTED, THESE COSTS ARE AS REPORTED BELOW.

- | | | |
|----------------------------|----------------------------|----------------------------|
| 6100 PUPIL PERSONNEL | 6400 INSTR STAFF TRAINING | 7700 CENTRAL SERVICES |
| 6200 INSTRUCTIONAL MEDIA | 7300 SCHOOL ADMINISTRATION | 40 7900 OPERATION OF PLANT |
| 6300 INSTR & CURR DEVLPMNT | 7400 FACILITIES ACQ-CONSTR | 8100 MAINTENANCE OF PLANT |
| | | 8200 ADMIN. TECH. SERVICES |
| | | 6500 INSTR. TECH. SERVICES |

FUND- 4
 SCHL- 9815 EMERALD COAST MARINE INSTITUTE

----- PROGRAM -----		----- DIRECT -----							SCHOOL	SCHOOL	DISTRICT	TOTAL
CATEGORY	NBR	SALARIES	BENEFITS	PURCHASED SERVICES	MATERIAL SUPPLIES	OTHER EXPENSES	CAPITAL OUTLAY	TOTAL DIRECT	INDIRECT	COST	INDIRECT	TOTAL
4-8 BASIC	102			2811	10		34	2857	1	2859	108	2967
9-12 BASIC	103	1		6768	25		82	6879	4	6883	261	7144
BASIC		2		9579	36		116	9736	6	9742	369	10112
4-8 BASIC W/ESE 112				833	3		10	846		847	32	879
9-12 BASIC W/ES 113				4462	17		54	4535	2	4538	172	4710
ESE		1		5295	20		64	5382	3	5385	204	5590
TOTAL FOR FEFP		3		14875	56	1	181	15118	9	15128	573	15702
FOOD SERVICE										1953	2097	
TRANSPORTATION											101	

THOSE COSTS REPORTED IN THE COLUMN TITLED -SCHOOL INDIRECT- ARE DERIVED FROM TWO SOURCES: A) EXPENDITURES RECORDED BY SCHOOL AND B) SCHOOL LEVEL EXPENDITURES CENTRALLY RECORDED. FUNCTIONALLY DISTRIBUTED, THESE COSTS ARE AS REPORTED BELOW.

- | | | |
|----------------------------|----------------------------|----------------------------|
| 6100 PUPIL PERSONNEL | 6400 INSTR STAFF TRAINING | 7700 CENTRAL SERVICES |
| 6200 INSTRUCTIONAL MEDIA | 7300 SCHOOL ADMINISTRATION | 9 7900 OPERATION OF PLANT |
| 6300 INSTR & CURR DEVLPMNT | 7400 FACILITIES ACQ-CONSTR | 8100 MAINTENANCE OF PLANT |
| | | 8200 ADMIN. TECH. SERVICES |
| | | 6500 INSTR. TECH. SERVICES |

FUND- 4
 SCHL- 9817 MILTON GIRLS JUVENILE RESIDENT

PROGRAM		DIRECT										
CATEGORY	NBR	SALARIES	BENEFITS	PURCHASED SERVICES	MATERIAL SUPPLIES	OTHER EXPENSES	CAPITAL OUTLAY	TOTAL DIRECT	SCHOOL INDIRECT	SCHOOL COST	DISTRICT INDIRECT	TOTAL
4-8 BASIC	102	4539	1356	7	1538	1	7690	15133	12	15146	761	15907
9-12 BASIC	103	6956	1977	10	2242	2	11210	22400	18	22419	1109	23528
BASIC		11496	3334	18	3780	4	18901	37534	31	37565	1870	39436
4-8 BASIC W/ESE	112	2104	561	16	672	8	3237	6600	5	6606	1276	7882
9-12 BASIC W/ES	113	6410	1673	49	2003	24	9641	19802	15	19818	3801	23619
ESE LEVEL 4	254	96	80	2	96	1	465	743		744	183	927
ESE		8611	2315	68	2773	33	13345	27147	21	27168	5261	32429
VOCATIONAL,6-12	300	170	144		163		817	1297	1	1298	80	1379
VOCATIONAL PGM		170	144		163		817	1297	1	1298	80	1379
TOTAL FOR FEFP		20278	5793	87	6717	38	33064	65979	53	66032	7212	73245
FOOD SERVICE									2791		2996	
TRANSPORTATION											144	

THOSE COSTS REPORTED IN THE COLUMN TITLED -SCHOOL INDIRECT- ARE DERIVED FROM TWO SOURCES: A) EXPENDITURES RECORDED BY SCHOOL AND B) SCHOOL LEVEL EXPENDITURES CENTRALLY RECORDED. FUNCTIONALLY DISTRIBUTED, THESE COSTS ARE AS REPORTED BELOW.

- | | | |
|----------------------------|----------------------------|----------------------------|
| 6100 PUPIL PERSONNEL | 6400 INSTR STAFF TRAINING | 7700 CENTRAL SERVICES |
| 6200 INSTRUCTIONAL MEDIA | 7300 SCHOOL ADMINISTRATION | 53 7900 OPERATION OF PLANT |
| 6300 INSTR & CURR DEVLPMNT | 7400 FACILITIES ACQ-CONSTR | 8100 MAINTENANCE OF PLANT |
| | | 8200 ADMIN. TECH. SERVICES |
| | | 6500 INSTR. TECH. SERVICES |

FUND- 4
 SCHL- 9818 N. W. FLORIDA BALLET ACADEMIE

PROGRAM CATEGORY	NBR	DIRECT							TOTAL DIRECT	SCHOOL INDIRECT	SCHOOL COST	DISTRICT INDIRECT	TOTAL
		SALARIES	BENEFITS	PURCHASED SERVICES	MATERIAL SUPPLIES	OTHER EXPENSES	CAPITAL OUTLAY						
K-3 BASIC	101	8	1	15	160	3	511	702	26	729	1618	2347	
4-8 BASIC	102	12	2	21	222	5	710	975	37	1012	2248	3261	
BASIC		21	4	37	383	8	1222	1677	64	1741	3867	5609	
PK-3 BASIC W/ES 111				1	7		17	29	5607	5637	148	5785	
ESE				1	7		17	29	5607	5637	148	5785	
TOTAL FOR FEFP		22	4	39	391	9	1240	1707	5671	7378	4016	11395	
FOOD SERVICE									35907		4532		
TRANSPORTATION											219		

THOSE COSTS REPORTED IN THE COLUMN TITLED -SCHOOL INDIRECT- ARE DERIVED FROM TWO SOURCES: A) EXPENDITURES RECORDED BY SCHOOL AND B) SCHOOL LEVEL EXPENDITURES CENTRALLY RECORDED. FUNCTIONALLY DISTRIBUTED, THESE COSTS ARE AS REPORTED BELOW.

6100 PUPIL PERSONNEL	5607	6400 INSTR STAFF TRAINING	7700 CENTRAL SERVICES
6200 INSTRUCTIONAL MEDIA		7300 SCHOOL ADMINISTRATION	64 7900 OPERATION OF PLANT
6300 INSTR & CURR DEVLPMNT		7400 FACILITIES ACQ-CONSTR	8100 MAINTENANCE OF PLANT
			8200 ADMIN. TECH. SERVICES
			6500 INSTR. TECH. SERVICES

FUND- 4
 SCHL- 9819 TEACHING ADJUDICATED YOUTH FAC

----- PROGRAM -----		----- DIRECT -----							SCHOOL	SCHOOL	DISTRICT	TOTAL
CATEGORY	NBR	SALARIES	BENEFITS	PURCHASED SERVICES	MATERIAL SUPPLIES	OTHER EXPENSES	CAPITAL OUTLAY	TOTAL DIRECT	INDIRECT	COST	INDIRECT	TOTAL
9-12 BASIC	103	1		2	1331		70	1406	3	1410	222	1632
BASIC		1		2	1331		70	1406	3	1410	222	1632
9-12 BASIC W/ES	113	7		18	2140	9	170	2347	5	2353	1422	3775
ESE		7		18	2140	9	170	2347	5	2353	1422	3775
TOTAL FOR FEFP		8		20	3472	9	241	3753	9	3763	1645	5408
FOOD SERVICE									589		632	
TRANSPORTATION											30	

THOSE COSTS REPORTED IN THE COLUMN TITLED -SCHOOL INDIRECT- ARE DERIVED FROM TWO SOURCES: A) EXPENDITURES RECORDED BY SCHOOL AND B) SCHOOL LEVEL EXPENDITURES CENTRALLY RECORDED. FUNCTIONALLY DISTRIBUTED, THESE COSTS ARE AS REPORTED BELOW.

6100 PUPIL PERSONNEL	6400 INSTR STAFF TRAINING	7700 CENTRAL SERVICES
6200 INSTRUCTIONAL MEDIA	7300 SCHOOL ADMINISTRATION	9 7900 OPERATION OF PLANT
6300 INSTR & CURR DEVLPMNT	7400 FACILITIES ACQ-CONSTR	8100 MAINTENANCE OF PLANT
		8200 ADMIN. TECH. SERVICES
		6500 INSTR. TECH. SERVICES

FUND- 4
 SCHL- 9820 OKALOOSA BLENDED SCHOOLS

----- PROGRAM -----		----- DIRECT -----							SCHOOL	SCHOOL	DISTRICT	TOTAL
CATEGORY	NBR	SALARIES	BENEFITS	PURCHASED SERVICES	MATERIAL SUPPLIES	OTHER EXPENSES	CAPITAL OUTLAY	TOTAL DIRECT	INDIRECT	COST	INDIRECT	TOTAL
K-3 BASIC	101	2		4	49	1	159	218	8	226	503	730
4-8 BASIC	102	3		5	55	1	177	243	9	252	561	814
BASIC		5	1	10	105	2	336	462	17	479	1065	1545
PK-3 BASIC W/ES 111				1	4		10	16		16	83	100
ESE				1	4		10	16		16	83	100
TOTAL FOR FEFP		6	1	11	110	2	346	478	18	496	1148	1645
FOOD SERVICE									2190		2351	
TRANSPORTATION											113	

THOSE COSTS REPORTED IN THE COLUMN TITLED -SCHOOL INDIRECT- ARE DERIVED FROM TWO SOURCES: A) EXPENDITURES RECORDED BY SCHOOL AND B) SCHOOL LEVEL EXPENDITURES CENTRALLY RECORDED. FUNCTIONALLY DISTRIBUTED, THESE COSTS ARE AS REPORTED BELOW.

- | | | |
|----------------------------|----------------------------|----------------------------|
| 6100 PUPIL PERSONNEL | 6400 INSTR STAFF TRAINING | 7700 CENTRAL SERVICES |
| 6200 INSTRUCTIONAL MEDIA | 7300 SCHOOL ADMINISTRATION | 18 7900 OPERATION OF PLANT |
| 6300 INSTR & CURR DEVLPMNT | 7400 FACILITIES ACQ-CONSTR | 8100 MAINTENANCE OF PLANT |
| | | 8200 ADMIN. TECH. SERVICES |
| | | 6500 INSTR. TECH. SERVICES |

School District of Okaloosa County




EXHIBIT K-15

Schedule 4, District Aggregate Program Cost Report General Fund

For the Fiscal Year Ended June 30, 2009
Revised October 26, 2009

FUND- 1
 SCHL- 0000 DISTRICT OKALOOSA

PROGRAM		DIRECT											
PROGRAM	CATEGORY	NBR	SALARIES	BENEFITS	PURCHASED SERVICES	MATERIAL SUPPLIES	OTHER EXPENSES	CAPITAL OUTLAY	TOTAL DIRECT	SCHOOL INDIRECT	SCHOOL COST	DISTRICT INDIRECT	TOTAL
K-3 BASIC	101	21717107	5865584	1718947	964214	353807	33263	30652924	10093898	40746823	2136351	42883175	
4-8 BASIC	102	25097556	6844652	2275655	798768	409643	61543	35487821	14601044	50088865	2521852	52610717	
9-12 BASIC	103	20941464	5677586	1947944	1028851	313868	81003	29990718	11107954	41098672	1961712	43060384	
BASIC		67756127	18387823	5942548	2791834	1077319	175810	96131464	35802897	131934361	6619916	138554277	
ESOL	130	1290249	350506	101239	53281	20478	2118	1817873	642383	2460257	127002	2587259	
ESOL		1290249	350506	101239	53281	20478	2118	1817873	642383	2460257	127002	2587259	
PK-3 BASIC W/ES	111	7211323	1970327	534038	324960	118067	11270	10169988	3566223	13736211	735260	14471472	
4-8 BASIC W/ESE	112	9234858	2526933	789104	308589	150231	20388	13030106	5285066	18315172	935500	19250673	
9-12 BASIC W/ES	113	4841746	1371295	545942	253150	72450	23563	7108150	2642092	9750242	477991	10228234	
ESE LEVEL 4	254	1477904	426488	110708	49165	32574	2650	2099490	669768	2769259	130091	2899351	
ESE LEVEL 5	255	1370345	415431	103878	36582	35814	2695	1964748	555912	2520661	107855	2628516	
ESE		24136178	6710476	2083672	972448	409138	60568	34372483	12719065	47091548	2386699	49478248	
VOCATIONAL,6-12	300	2449588	690609	236379	123955	40068	17609	3558211	1383305	4941516	238563	5180080	
VOCATIONAL PGM		2449588	690609	236379	123955	40068	17609	3558211	1383305	4941516	238563	5180080	
CONTINUING WORK	341	86729	15546	6609	2544	1470	1306	114206	43305	157512	5335	162847	
ADULT-VOC		86729	15546	6609	2544	1470	1306	114206	43305	157512	5335	162847	
AGRISCIENCE & N	351	696	155	66	25	14	13	971	433	1404	53	1457	
BUSINESS EDUCAT	352	68474	15701	6675	2569	1485	1319	96226	43738	139965	5388	145353	
FAMILY AND CONS	353												
HEALTH SCIENCE	354	382755	98888	42044	16182	9354	8312	557536	275469	833006	33936	866942	
INDUSTRIAL	355	406210	109925	46737	17988	10398	9239	600500	306216	906716	37724	944441	
MARKETING (DIST	356												
PUBLIC SERVICE	357												
OTHER CTE	359												
ADULT PGM		858136	224671	95523	36765	21252	18885	1255234	625857	1881092	77102	1958195	
HEALTH SCIENCE	364												
VOCATIOANL	36X												
CLASSROOM INSTR	371												
ON-THE-JOB TRAI	372												
ADULTS GED													
LITERACY/ADULT	401												
ADULT HIGH SCHO	402												
GED PREPARATORY	403												
ESOL	404												
VOCATIONAL PREP	405	37593	15546	6609	2544	1470	1306	65070	43305	108376	5335	113711	

FUND- 1
 SCHL- 0000 DISTRICT OKALOOSA

----- PROGRAM -----		----- DIRECT -----							SCHOOL	SCHOOL	DISTRICT	
CATEGORY	NBR	SALARIES	BENEFITS	PURCHASED SERVICES	MATERIAL SUPPLIES	OTHER EXPENSES	CAPITAL OUTLAY	TOTAL DIRECT	INDIRECT	COST	INDIRECT	TOTAL
OTHER ADULT GEN 409												
ADULT HANDICAP		37593	15546	6609	2544	1470	1306	65070	43305	108376	5335	113711
TOTAL FOR FEFP		96614605	26395179	8472582	3983373	1571197	277604	137314544	51260120	188574665	9459955	198034620
FOOD SERVICE									47566			49584
TRANSPORTATION									10388081			98567

DISTRICT INDIRECT COSTS ARE FUNCTIONALLY DISTRIBUTED AS REPORTED BELOW.

6100 PUPIL PERSONNEL	512303	7100 BOARD OF EDUCATION	1457335	7700 CENTRAL SERVICES	1107988
6200 INSTRUCTIONAL MEDIA	39779	7200 GENERAL ADMINISTRATIO	426220	7900 OPERATION OF PLANT	870968
6300 INSTR & CURR DEVLPMNT	1160564	7400 FACILITIES ACQ-CONSTR	279772	8100 MAINTENANCE OF PLANT	459877
6400 INSTR STAFF TRAINING	101952	7500 FISCAL SERVICES	1793127	8200 ADMIN. TECH. SERVICES	1198451
				6500 INSTR. TECH. SERVICES	51613

-----RECONCILIATION TO ANNUAL FINANCIAL REPORT-----

RECREAT & ENRICHMNT	OTHER	NON-PGM CAPITAL	COMMUNITY SERVICE	DEBT SERVICE	FEDERAL INDIRECT	CHARTER SCHOOLS	TOTAL REPORTED	AFR TOTAL	ROUNDING / DIFFERENCE
	207588	19474	1451967			8120698	218418148	218418085	63-

School District of Okaloosa County




EXHIBIT K-15

Schedule 4, District Aggregate Program Cost Report Special Revenue Funds

For the Fiscal Year Ended June 30, 2009

Revised October 26, 2009

FUND- 4
 SCHL- 0000 DISTRICT OKALOOSA

----- PROGRAM -----		----- DIRECT -----										
CATEGORY	NBR	SALARIES	BENEFITS	PURCHASED SERVICES	MATERIAL SUPPLIES	OTHER EXPENSES	CAPITAL OUTLAY	TOTAL DIRECT	SCHOOL INDIRECT	SCHOOL COST	DISTRICT INDIRECT	TOTAL
K-3 BASIC	101	965326	242091	144536	164795	8880	239138	1764769	468334	2233104	381702	2614806
4-8 BASIC	102	775442	143449	86235	110631	6267	199177	1321203	254403	1575607	352540	1928148
9-12 BASIC	103	56246	16443	9240	25844	40503	89893	238172	99796	337969	211050	549019
BASIC		1797015	401984	240012	301272	55650	528210	3324145	822535	4146680	945293	5091974
ESOL	130	14657	13995	7156	9419	506	12520	58254	26409	84664	21026	105690
ESOL		14657	13995	7156	9419	506	12520	58254	26409	84664	21026	105690
PK-3 BASIC W/ES	111	1240152	413486	74611	73079	18078	98865	1918274	553288	2471563	377043	2848606
4-8 BASIC W/ESE	112	1189586	397139	48804	53321	14869	92527	1796249	639112	2435361	435863	2871225
9-12 BASIC W/ES	113	89444	20992	10852	15943	45207	44867	227309	346178	573488	207770	781258
ESE LEVEL 4	254	230423	57907	4829	7881	1392	10455	312891	91903	404794	59537	464332
ESE LEVEL 5	255	89695	25824	1283	5162	461	6060	128488	63710	192198	47330	239528
ESE		2839302	915351	140382	155389	80010	252776	4383213	1694193	6077406	1127545	7204951
VOCATIONAL,6-12	300	34697	3630	396	3045	89229	11963	142961	36244	179206	25665	204872
VOCATIONAL PGM		34697	3630	396	3045	89229	11963	142961	36244	179206	25665	204872
CONTINUING WORK	341	3		5	56	14595	181	14843	4080	18923	573	19497
ADULT-VOC		3		5	56	14595	181	14843	4080	18923	573	19497
AGRISCIENCE & N	351					145	1	148	40	189	5	194
BUSINESS EDUCAT	352	3		5	57	14741	183	14991	4121	19113	579	19692
FAMILY AND CONS	353											
HEALTH SCIENCE	354	20	3	35	361	92841	1154	94417	25957	120374	3651	124025
INDUSTRIAL	355	22	4	39	402	103204	1282	104955	28854	133810	4058	137869
MARKETING (DIST	356											
PUBLIC SERVICE	357											
OTHER CTE	359											
ADULT PGM		45	8	80	822	210933	2622	214513	58974	273487	8294	281782
HEALTH SCIENCE	364											
VOCATIOANL	36X											
CLASSROOM INSTR	371											
ON-THE-JOB TRAI	372											
ADULTS GED												
LITERACY/ADULT	401											
ADULT HIGH SCHO	402											
GED PREPARATORY	403											
ESOL	404											
VOCATIONAL PREP	405	3		5	56	14595	181	14843	4080	18923	573	19497

FUND- 4
 SCHL- 0000 DISTRICT OKALOOSA

PROGRAM		DIRECT							SCHOOL	SCHOOL	DISTRICT	TOTAL
CATEGORY	NBR	SALARIES	BENEFITS	PURCHASED SERVICES	MATERIAL SUPPLIES	OTHER EXPENSES	CAPITAL OUTLAY	TOTAL DIRECT	INDIRECT	COST	INDIRECT	TOTAL
OTHER ADULT GEN 409												
ADULT HANDICAP		3		5	56	14595	181	14843	4080	18923	573	19497
TOTAL FOR FEFP		4685724	1334970	388039	470062	465520	808455	8152774	2646518	10799293	2128973	12928267
FOOD SERVICE									8648362		1131847	
TRANSPORTATION									734		63843	

DISTRICT INDIRECT COSTS ARE FUNCTIONALLY DISTRIBUTED AS REPORTED BELOW.

6100 PUPIL PERSONNEL	651043	7100 BOARD OF EDUCATION	7700 CENTRAL SERVICES
6200 INSTRUCTIONAL MEDIA	48	7200 GENERAL ADMINISTRATIO	7900 OPERATION OF PLANT
6300 INSTR & CURR DEVLPMNT	1354569	7400 FACILITIES ACQ-CONSTR	8100 MAINTENANCE OF PLANT
6400 INSTR STAFF TRAINING	123311	7500 FISCAL SERVICES	8200 ADMIN. TECH. SERVICES
			6500 INSTR. TECH. SERVICES

-----RECONCILIATION TO ANNUAL FINANCIAL REPORT-----									
RECREAT & ENRICHMNT	OTHER	NON-PGM CAPITAL	COMMUNITY SERVICE	DEBT SERVICE	FEDERAL INDIRECT	CHARTER SCHOOLS	TOTAL REPORTED	AFR TOTAL	ROUNDING / DIFFERENCE
	499909	107052			656310		24036326	24035901	425-