

School District of Okaloosa County




EXHIBIT K-14

**Schedule 3, School Program Cost Report
General Fund / Special Revenue Funds**

EXHIBIT K-15

**Schedule 4, District Aggregate Program Cost Report
General Fund / Special Revenue Funds**

For the Fiscal Year Ended June 30, 2008

Revised February 24, 2009



**School District of Okaloosa County
PROGRAM COST REPORT
For the Fiscal Year Ended June 30, 2008**

Revised February 24, 2009

Table of Contents

I.	Exhibit K-14: Schedule 3, School Program Cost Report General Fund	1-55
II.	Exhibit K-14: Schedule 3, School Program Cost Report Special Revenue Funds.....	56-107
III.	Exhibit K-15: Schedule 4, District Aggregate Program Cost Report General Fund	108-109
IV.	Exhibit K-15: Schedule 4, District Aggregate Program Cost Report Special Revenue Funds.....	109-111

School District of Okaloosa County




EXHIBIT K-14
Schedule 3, School Program Cost Report
General Fund

For the Fiscal Year Ended June 30, 2008
Revised February 24, 2009

FUND- 1
 SCHL- 0031 EDWINS ELEMENTARY SCHOOL

PROGRAM CATEGORY	NBR	SALARIES	BENEFITS	PURCHASED SERVICES	DIRECT MATERIAL SUPPLIES	OTHER EXPENSES	CAPITAL OUTLAY	TOTAL DIRECT	SCHOOL INDIRECT	SCHOOL COST	DISTRICT INDIRECT	TOTAL
K-3 BASIC	101	733636	226406	66699	31740	17006	6070	1081561	420491	1502052	72905	1574957
4-8 BASIC	102	390557	105007	30935	14721	7887	2815	551925	209235	761160	34715	795876
BASIC		1124194	331414	97635	46461	24894	8886	1633486	629726	2263212	107621	2370834
ESOL	130	79043	23153	6821	3245	1739	620	114623	42911	157535	7449	164985
ESOL		79043	23153	6821	3245	1739	620	114623	42911	157535	7449	164985
PK-3 BASIC W/ES	111	221137	65116	19183	9128	4891	1746	321204	125158	446362	21236	467599
4-8 BASIC W/ESE	112	131230	35932	10585	5037	2699	963	186448	71595	258044	11879	269923
ESE LEVEL 4	254	4265	6243	1839	875	468	167	13859	12099	25959	2042	28001
ESE		356633	107292	31608	15041	8059	2876	521512	208854	730366	35157	765524
TOTAL FOR FEFP		1559871	461860	136064	64748	34693	12384	2269622	881492	3151115	150229	3301344
FOOD SERVICE									838		644	
TRANSPORTATION									172299		12721	

THOSE COSTS REPORTED IN THE COLUMN TITLED -SCHOOL INDIRECT- ARE DERIVED FROM TWO SOURCES: A) EXPENDITURES RECORDED BY SCHOOL AND B) SCHOOL LEVEL EXPENDITURES CENTRALLY RECORDED. FUNCTIONALLY DISTRIBUTED, THESE COSTS ARE AS REPORTED BELOW.

6100 PUPIL PERSONNEL	149825	6400 INSTR STAFF TRAINING	5135	7700 CENTRAL SERVICES	27265
6200 INSTRUCTIONAL MEDIA	31009	7300 SCHOOL ADMINISTRATION	249951	7900 OPERATION OF PLANT	173897
6300 INSTR & CURR DEVLPMNT	116301	7400 FACILITIES ACQ-CONSTR		8100 MAINTENANCE OF PLANT	86461
				8200 ADMIN. TECH. SERVICES	30804
				6500 INSTR. TECH. SERVICES	10839

FUND- 1
 SCHL- 0041 BAKER SCHOOL

PROGRAM CATEGORY	NBR	DIRECT						TOTAL DIRECT	SCHOOL INDIRECT	SCHOOL COST	DISTRICT INDIRECT	TOTAL
		SALARIES	BENEFITS	PURCHASED SERVICES	MATERIAL SUPPLIES	OTHER EXPENSES	CAPITAL OUTLAY					
K-3 BASIC	101	1035996	296234	77786	40784	16301	6000	1473104	482051	1955156	86506	2041662
4-8 BASIC	102	1376987	367928	96611	50655	20246	7452	1919882	659364	2579246	110712	2689959
9-12 BASIC	103	1353039	335540	88107	46196	18464	6796	1848145	601414	2449559	100971	2550530
BASIC		3766024	999703	262505	137636	55011	20249	5241132	1742830	6983962	298190	7282153
ESOL	130	4017	1167	306	160	64	23	5740	2092	7833	351	8184
ESOL		4017	1167	306	160	64	23	5740	2092	7833	351	8184
PK-3 BASIC W/ES	111	415939	102987	27042	14179	5667	2086	567901	174947	742849	30471	773320
4-8 BASIC W/ESE	112	356298	94083	24704	12953	5177	1905	495123	168603	663726	28310	692037
9-12 BASIC W/ES	113	259865	69475	18243	9565	3823	1407	362379	124526	486905	20906	507812
ESE LEVEL 4	254	16679	3517	923	484	193	71	21869	6304	28174	1058	29232
ESE LEVEL 5	255	2304	715	187	98	39	14	3359	1281	4641	215	4856
ESE		1051086	270779	71102	37280	14900	5484	1450634	475663	1926297	80961	2007259
VOCATIONAL, 6-12	300	103804	34533	9067	4754	1900	699	154759	61896	216656	10391	227048
VOCATIONAL PGM		103804	34533	9067	4754	1900	699	154759	61896	216656	10391	227048
TOTAL FOR FEFP		4924932	1306184	342981	179832	71876	26457	6852266	2282483	9134749	389895	9524645
FOOD SERVICE									3573		1952	
TRANSPORTATION									545696		38517	

THOSE COSTS REPORTED IN THE COLUMN TITLED -SCHOOL INDIRECT- ARE DERIVED FROM TWO SOURCES: A) EXPENDITURES RECORDED BY SCHOOL AND B) SCHOOL LEVEL EXPENDITURES CENTRALLY RECORDED. FUNCTIONALLY DISTRIBUTED, THESE COSTS ARE AS REPORTED BELOW.

6100 PUPIL PERSONNEL	307754	6400 INSTR STAFF TRAINING	11062	7700 CENTRAL SERVICES	70177
6200 INSTRUCTIONAL MEDIA	129931	7300 SCHOOL ADMINISTRATION	607787	7900 OPERATION OF PLANT	535799
6300 INSTR & CURR DEVLPMNT	182648	7400 FACILITIES ACQ-CONSTR		8100 MAINTENANCE OF PLANT	313056
				8200 ADMIN. TECH. SERVICES	79287
				6500 INSTR. TECH. SERVICES	44977

FUND- 1
 SCHL- 0051 BOB SIKES ELEMENTARY SCHOOL

PROGRAM CATEGORY	NBR	DIRECT					TOTAL DIRECT	SCHOOL INDIRECT	SCHOOL COST	DISTRICT INDIRECT	TOTAL	
		SALARIES	BENEFITS	PURCHASED SERVICES	MATERIAL SUPPLIES	OTHER EXPENSES						
K-3 BASIC	101	1232195	324138	101582	43038	28426	5505	1734888	611629	2346517	102972	2449490
4-8 BASIC	102	508112	139450	43702	18516	12229	2368	724380	285192	1009573	45546	1055120
BASIC		1740307	463589	145285	61554	40656	7874	2459268	896822	3356090	148519	3504610
ESOL	130	10010	3160	990	419	277	53	14911	6027	20938	1007	21945
ESOL		10010	3160	990	419	277	53	14911	6027	20938	1007	21945
PK-3 BASIC W/ES	111	348831	85848	26904	11398	7528	1458	481970	169143	651114	27676	678790
4-8 BASIC W/ESE	112	273402	61051	19133	8106	5354	1037	368085	124422	492507	19915	512423
ESE LEVEL 4	254	19559	4908	1538	651	430	83	27171	10038	37209	1603	38812
ESE LEVEL 5	255	3794	1116	349	148	97	18	5524	2282	7807	364	8172
ESE		645587	152925	47925	20305	13411	2597	882752	305886	1188639	49560	1238199
TOTAL FOR FEFP		2395905	619674	194201	82279	54345	10525	3356932	1208735	4565668	199087	4764755
FOOD SERVICE									769		1002	
TRANSPORTATION									270068		19781	

THOSE COSTS REPORTED IN THE COLUMN TITLED -SCHOOL INDIRECT- ARE DERIVED FROM TWO SOURCES: A) EXPENDITURES RECORDED BY SCHOOL AND B) SCHOOL LEVEL EXPENDITURES CENTRALLY RECORDED. FUNCTIONALLY DISTRIBUTED, THESE COSTS ARE AS REPORTED BELOW.

6100 PUPIL PERSONNEL	184195	6400 INSTR STAFF TRAINING	5647	7700 CENTRAL SERVICES	36135
6200 INSTRUCTIONAL MEDIA	95013	7300 SCHOOL ADMINISTRATION	318032	7900 OPERATION OF PLANT	277774
6300 INSTR & CURR DEVLPMNT	121132	7400 FACILITIES ACQ-CONSTR		8100 MAINTENANCE OF PLANT	109686
				8200 ADMIN. TECH. SERVICES	40826
				6500 INSTR. TECH. SERVICES	20291

FUND- 1
 SCHL- 0082 MEIGS MIDDLE SCHOOL

PROGRAM CATEGORY	NBR	SALARIES	BENEFITS	PURCHASED SERVICES	DIRECT MATERIAL SUPPLIES	OTHER EXPENSES	CAPITAL OUTLAY	TOTAL DIRECT	SCHOOL INDIRECT	SCHOOL COST	DISTRICT INDIRECT	TOTAL
4-8 BASIC	102	1741765	434146	154571	69880	26665	4949	2431977	1171996	3603974	137536	3741510
BASIC		1741765	434146	154571	69880	26665	4949	2431977	1171996	3603974	137536	3741510
ESOL	130	43248	10204	3633	1642	626	116	59470	27546	87017	3232	90249
ESOL		43248	10204	3633	1642	626	116	59470	27546	87017	3232	90249
4-8 BASIC W/ESE	112	425810	103469	36838	16654	6355	1179	590307	279319	869627	32778	902405
ESE LEVEL 4	254	11458	3119	1110	502	191	35	16417	8421	24838	988	25826
ESE LEVEL 5	255	17472	4894	1742	787	300	55	25253	13211	38465	1550	40015
ESE		454741	111482	39691	17944	6847	1271	631978	300952	932930	35317	968248
TOTAL FOR FEFP		2239755	555832	197895	89466	34138	6337	3123427	1500495	4623922	176086	4800008
FOOD SERVICE									1436		960	
TRANSPORTATION									262169		18953	

THOSE COSTS REPORTED IN THE COLUMN TITLED -SCHOOL INDIRECT- ARE DERIVED FROM TWO SOURCES: A) EXPENDITURES RECORDED BY SCHOOL AND B) SCHOOL LEVEL EXPENDITURES CENTRALLY RECORDED. FUNCTIONALLY DISTRIBUTED, THESE COSTS ARE AS REPORTED BELOW.

6100 PUPIL PERSONNEL	235281	6400 INSTR STAFF TRAINING	4913	7700 CENTRAL SERVICES	31438
6200 INSTRUCTIONAL MEDIA	76885	7300 SCHOOL ADMINISTRATION	495268	7900 OPERATION OF PLANT	366070
6300 INSTR & CURR DEVLPMNT	103635	7400 FACILITIES ACQ-CONSTR		8100 MAINTENANCE OF PLANT	135979
				8200 ADMIN. TECH. SERVICES	35519
				6500 INSTR. TECH. SERVICES	15502

FUND- 1
 SCHL- 0092 RICHBURG MIDDLE SCHOOL

PROGRAM CATEGORY	NBR	DIRECT					TOTAL DIRECT	SCHOOL INDIRECT	SCHOOL COST	DISTRICT INDIRECT	TOTAL	
		SALARIES	BENEFITS	PURCHASED SERVICES	MATERIAL SUPPLIES	OTHER EXPENSES						
4-8 BASIC	102	1625323	415938	152021	63183	31146	13992	2301605	1035028	3336634	137720	3474355
BASIC		1625323	415938	152021	63183	31146	13992	2301605	1035028	3336634	137720	3474355
ESOL	130	19784	5146	1881	781	385	173	28152	12807	40959	1704	42664
ESOL		19784	5146	1881	781	385	173	28152	12807	40959	1704	42664
PK-3 BASIC W/ES	111											
4-8 BASIC W/ESE	112	631624	181028	66163	27499	13555	6089	925960	450473	1376433	59939	1436373
ESE LEVEL 4	254	8500	2560	935	388	191	86	12663	6370	19034	847	19881
ESE LEVEL 5	255	11601	2440	892	370	182	82	15570	6073	21643	808	22452
ESE		651726	186029	67991	28258	13930	6258	954194	462917	1417112	61595	1478707
TOTAL FOR FEFP		2296834	607114	221894	92224	45461	20423	3283953	1510753	4794706	201020	4995727
FOOD SERVICE									1489		991	
TRANSPORTATION									273149		19550	

THOSE COSTS REPORTED IN THE COLUMN TITLED -SCHOOL INDIRECT- ARE DERIVED FROM TWO SOURCES: A) EXPENDITURES RECORDED BY SCHOOL AND B) SCHOOL LEVEL EXPENDITURES CENTRALLY RECORDED. FUNCTIONALLY DISTRIBUTED, THESE COSTS ARE AS REPORTED BELOW.

6100 PUPIL PERSONNEL	200688	6400 INSTR STAFF TRAINING	5608	7700 CENTRAL SERVICES	35890
6200 INSTRUCTIONAL MEDIA	100112	7300 SCHOOL ADMINISTRATION	531903	7900 OPERATION OF PLANT	339179
6300 INSTR & CURR DEVLPMNT	95983	7400 FACILITIES ACQ-CONSTR		8100 MAINTENANCE OF PLANT	146568
				8200 ADMIN. TECH. SERVICES	40549
				6500 INSTR. TECH. SERVICES	14268

FUND- 1
 SCHL- 0111 W. E. COMBS SCHOOL

PROGRAM	NBR	SALARIES	BENEFITS	PURCHASED SERVICES	DIRECT MATERIAL SUPPLIES	OTHER EXPENSES	CAPITAL OUTLAY	TOTAL DIRECT	SCHOOL INDIRECT	SCHOOL COST	DISTRICT INDIRECT	TOTAL
4-8 BASIC	102	4187	822	2597	183	40	4	7835	3241	11077	281	11358
9-12 BASIC	103	51836	9985	31531	2232	493	49	96129	39356	135486	3412	138898
BASIC		56023	10808	34128	2416	534	54	103965	42598	146563	3693	150257
9-12 BASIC W/ES 113		10588	2043	6452	456	101	10	19652	8053	27706	698	28404
ESE		10588	2043	6452	456	101	10	19652	8053	27706	698	28404
TOTAL FOR FEFP		66612	12851	40581	2872	635	64	123618	50651	174270	4391	178662
FOOD SERVICE											28	
TRANSPORTATION									7321		553	

THOSE COSTS REPORTED IN THE COLUMN TITLED -SCHOOL INDIRECT- ARE DERIVED FROM TWO SOURCES: A) EXPENDITURES RECORDED BY SCHOOL AND B) SCHOOL LEVEL EXPENDITURES CENTRALLY RECORDED. FUNCTIONALLY DISTRIBUTED, THESE COSTS ARE AS REPORTED BELOW.

6100 PUPIL PERSONNEL	299	6400 INSTR STAFF TRAINING	122	7700 CENTRAL SERVICES	784
6200 INSTRUCTIONAL MEDIA	32	7300 SCHOOL ADMINISTRATION	4370	7900 OPERATION OF PLANT	335
6300 INSTR & CURR DEVLPMNT	874	7400 FACILITIES ACQ-CONSTR		8100 MAINTENANCE OF PLANT	42635
				8200 ADMIN. TECH. SERVICES	885
				6500 INSTR. TECH. SERVICES	311

FUND- 1
 SCHL- 0121 RUCKEL MIDDLE SCHOOL

PROGRAM	NBR	SALARIES	BENEFITS	PURCHASED SERVICES	DIRECT MATERIAL SUPPLIES	OTHER EXPENSES	CAPITAL OUTLAY	TOTAL DIRECT	SCHOOL INDIRECT	SCHOOL COST	DISTRICT INDIRECT	TOTAL
4-8 BASIC	102	1940771	469146	169138	35520	32747	3511	2650837	1171072	3821909	152996	3974906
BASIC		1940771	469146	169138	35520	32747	3511	2650837	1171072	3821909	152996	3974906
ESOL	130	14825	4175	1505	316	291	31	21144	10421	31566	1361	32927
ESOL		14825	4175	1505	316	291	31	21144	10421	31566	1361	32927
4-8 BASIC W/ESE	112	674087	163192	58834	12355	11391	1221	921083	407357	1328440	53219	1381660
9-12 BASIC W/ES	113											
ESE LEVEL 4	254	40332	9319	3360	705	650	69	54438	23264	77702	3039	80742
ESE LEVEL 5	255	12087	2774	1000	210	193	20	16287	6925	23212	904	24117
ESE		726508	175286	63195	13271	12235	1312	991809	437546	1429356	57163	1486520
TOTAL FOR FEFP		2682105	648608	233839	49108	45274	4855	3663791	1619041	5282832	211522	5494354
FOOD SERVICE									1493		1205	
TRANSPORTATION									320765		23787	

THOSE COSTS REPORTED IN THE COLUMN TITLED -SCHOOL INDIRECT- ARE DERIVED FROM TWO SOURCES: A) EXPENDITURES RECORDED BY SCHOOL AND B) SCHOOL LEVEL EXPENDITURES CENTRALLY RECORDED. FUNCTIONALLY DISTRIBUTED, THESE COSTS ARE AS REPORTED BELOW.

6100 PUPIL PERSONNEL	215042	6400 INSTR STAFF TRAINING	6311	7700 CENTRAL SERVICES	37765
6200 INSTRUCTIONAL MEDIA	115405	7300 SCHOOL ADMINISTRATION	494029	7900 OPERATION OF PLANT	390564
6300 INSTR & CURR DEVLPMNT	99366	7400 FACILITIES ACQ-CONSTR		8100 MAINTENANCE OF PLANT	201255
				8200 ADMIN. TECH. SERVICES	42667
				6500 INSTR. TECH. SERVICES	16632

FUND- 1
 SCHL- 0131 DESTIN ELEMENTARY

PROGRAM CATEGORY	NBR	DIRECT					TOTAL DIRECT	SCHOOL INDIRECT	SCHOOL COST	DISTRICT INDIRECT	TOTAL	
		SALARIES	BENEFITS	PURCHASED SERVICES	MATERIAL SUPPLIES	OTHER EXPENSES						CAPITAL OUTLAY
K-3 BASIC	101	1555612	427141	109225	33913	31671	7925	2165490	679140	2844630	125502	2970133
4-8 BASIC	102	734492	199811	51094	15864	14815	3707	1019785	349050	1368835	60370	1429206
BASIC		2290104	626953	160319	49777	46487	11632	3185275	1028191	4213466	185872	4399339
ESOL	130	176321	53772	13750	4269	3987	997	253098	88984	342082	15984	358067
ESOL		176321	53772	13750	4269	3987	997	253098	88984	342082	15984	358067
PK-3 BASIC W/ES 111		293242	85710	21917	6805	6355	1590	415621	139577	555199	25358	580557
4-8 BASIC W/ESE 112		191864	55502	14192	4406	4115	1029	271111	96957	368068	16769	384838
ESE		485107	141212	36109	11211	10470	2620	686732	236535	923267	42127	965395
TOTAL FOR FEFP		2951534	821938	210179	65259	60944	15250	4125107	1353710	5478817	243984	5722801
FOOD SERVICE									399		1257	
TRANSPORTATION									340090		24807	

THOSE COSTS REPORTED IN THE COLUMN TITLED -SCHOOL INDIRECT- ARE DERIVED FROM TWO SOURCES: A) EXPENDITURES RECORDED BY SCHOOL AND B) SCHOOL LEVEL EXPENDITURES CENTRALLY RECORDED. FUNCTIONALLY DISTRIBUTED, THESE COSTS ARE AS REPORTED BELOW.

6100 PUPIL PERSONNEL	152696	6400 INSTR STAFF TRAINING	7113	7700 CENTRAL SERVICES	44338
6200 INSTRUCTIONAL MEDIA	108837	7300 SCHOOL ADMINISTRATION	335813	7900 OPERATION OF PLANT	330646
6300 INSTR & CURR DEVLPMNT	134328	7400 FACILITIES ACQ-CONSTR	8940	8100 MAINTENANCE OF PLANT	161456
				8200 ADMIN. TECH. SERVICES	50094
				6500 INSTR. TECH. SERVICES	19443

FUND- 1
 SCHL- 0151 EDGE ELEMENTARY

PROGRAM CATEGORY	NBR	SALARIES	BENEFITS	PURCHASED SERVICES	DIRECT MATERIAL SUPPLIES	OTHER EXPENSES	CAPITAL OUTLAY	TOTAL DIRECT	SCHOOL INDIRECT	SCHOOL COST	DISTRICT INDIRECT	TOTAL
K-3 BASIC	101	871482	248496	51697	43433	19461	1571	1236142	497234	1733377	78429	1811806
4-8 BASIC	102	455053	119584	24878	20901	9365	756	630539	260706	891245	38738	929984
BASIC		1326536	368080	76575	64335	28826	2328	1866682	757940	2624623	117168	2741791
ESOL	130	7549	2264	471	395	177	14	10872	4477	15349	712	16061
ESOL		7549	2264	471	395	177	14	10872	4477	15349	712	16061
PK-3 BASIC W/ES	111	231601	65418	13609	11434	5123	413	327601	136143	463744	20890	484635
4-8 BASIC W/ESE	112	132229	35942	7477	6282	2814	227	184974	78359	263334	11643	274978
ESE LEVEL 4	254	7762	2074	431	362	162	13	10806	4522	15328	671	16000
ESE LEVEL 5	255	3056	935	194	163	73	5	4429	2039	6468	303	6772
ESE		374650	104371	21713	18242	8174	660	527812	221064	748877	33509	782386
TOTAL FOR FEFP		1708735	474716	98759	82974	37178	3002	2405367	983483	3388850	151389	3540240
FOOD SERVICE									1354		675	
TRANSPORTATION									177898		13334	

THOSE COSTS REPORTED IN THE COLUMN TITLED -SCHOOL INDIRECT- ARE DERIVED FROM TWO SOURCES: A) EXPENDITURES RECORDED BY SCHOOL AND B) SCHOOL LEVEL EXPENDITURES CENTRALLY RECORDED. FUNCTIONALLY DISTRIBUTED, THESE COSTS ARE AS REPORTED BELOW.

6100 PUPIL PERSONNEL	100652	6400 INSTR STAFF TRAINING	5998	7700 CENTRAL SERVICES	27456
6200 INSTRUCTIONAL MEDIA	111034	7300 SCHOOL ADMINISTRATION	257047	7900 OPERATION OF PLANT	265099
6300 INSTR & CURR DEVLPMNT	79050	7400 FACILITIES ACQ-CONSTR		8100 MAINTENANCE OF PLANT	95005
				8200 ADMIN. TECH. SERVICES	31020
				6500 INSTR. TECH. SERVICES	11116

FUND- 1
 SCHL- 0161 EGLIN ELEMENTARY

PROGRAM CATEGORY	NBR	----- DIRECT -----					TOTAL DIRECT	SCHOOL INDIRECT	SCHOOL COST	DISTRICT INDIRECT	TOTAL	
		SALARIES	BENEFITS	PURCHASED SERVICES	MATERIAL SUPPLIES	OTHER EXPENSES						
K-3 BASIC	101	1645166	390102	111744	45193	31482	3366	2227056	697506	2924562	129767	3054330
4-8 BASIC	102	356996	93762	26858	10862	7566	809	496856	187519	684375	32067	716442
BASIC		2002162	483865	138602	56056	39049	4176	2723913	885025	3608938	161835	3770773
ESOL	130	31347	8013	2295	928	646	69	43300	14391	57692	2668	60360
ESOL		31347	8013	2295	928	646	69	43300	14391	57692	2668	60360
PK-3 BASIC W/ES	111	528069	154533	44265	17902	12471	1333	758576	295070	1053647	52233	1105881
4-8 BASIC W/ESE	112	33052	9066	2597	1050	731	78	46576	18132	64709	3100	67810
ESE LEVEL 4	254	22338	6588	1887	763	531	56	32165	13175	45341	2253	47594
ESE LEVEL 5	255											
ESE		583460	170188	48750	19716	13734	1468	837319	326379	1163698	57587	1221286
TOTAL FOR FEFP		2616970	662067	189648	76701	53430	5714	3604532	1225796	4830328	222091	5052420
FOOD SERVICE									1976		905	
TRANSPORTATION									236423		17853	

THOSE COSTS REPORTED IN THE COLUMN TITLED -SCHOOL INDIRECT- ARE DERIVED FROM TWO SOURCES: A) EXPENDITURES RECORDED BY SCHOOL AND B) SCHOOL LEVEL EXPENDITURES CENTRALLY RECORDED. FUNCTIONALLY DISTRIBUTED, THESE COSTS ARE AS REPORTED BELOW.

6100 PUPIL PERSONNEL	131198	6400 INSTR STAFF TRAINING	7542	7700 CENTRAL SERVICES	40426
6200 INSTRUCTIONAL MEDIA	58295	7300 SCHOOL ADMINISTRATION	286555	7900 OPERATION OF PLANT	396251
6300 INSTR & CURR DEVLEMNT	99012	7400 FACILITIES ACQ-CONSTR		8100 MAINTENANCE OF PLANT	144051
				8200 ADMIN. TECH. SERVICES	45674
				6500 INSTR. TECH. SERVICES	16787

FUND- 1
 SCHL- 0201 LAUREL HILL SCHOOL

PROGRAM CATEGORY	NBR	SALARIES	BENEFITS	PURCHASED SERVICES	DIRECT MATERIAL SUPPLIES	OTHER EXPENSES	CAPITAL OUTLAY	TOTAL DIRECT	SCHOOL INDIRECT	SCHOOL COST	DISTRICT INDIRECT	TOTAL
K-3 BASIC	101	347186	98047	24819	14629	5183	2270	492138	209348	701486	28890	730377
4-8 BASIC	102	627641	177064	44822	26419	9361	4101	889410	410253	1299664	53659	1353323
9-12 BASIC	103	533428	145831	36915	21759	7710	3377	749023	337769	1086792	44188	1130981
BASIC		1508256	420944	106557	62807	22256	9749	2130572	957371	3087944	126738	3214682
PK-3 BASIC W/ES	111	73524	21913	5547	3269	1158	507	105921	47206	153127	6476	159604
4-8 BASIC W/ESE	112	110033	31638	8009	4720	1672	732	156807	73306	230113	9588	239701
9-12 BASIC W/ES	113	68730	19942	5048	2975	1054	461	98213	46088	144301	6038	150339
ESE LEVEL 5	255	2347	782	198	116	41	18	3504	1813	5317	237	5554
ESE		254634	74278	18802	11082	3927	1720	364446	168414	532860	22339	555200
VOCATIONAL, 6-12	300	76309	26406	6684	3940	1396	611	115348	61183	176532	8002	184534
VOCATIONAL PGM		76309	26406	6684	3940	1396	611	115348	61183	176532	8002	184534
TOTAL FOR FEFP		1839200	521629	132045	77830	27579	12081	2610367	1186969	3797337	157080	3954417
FOOD SERVICE											600	
TRANSPORTATION									176343		11846	

THOSE COSTS REPORTED IN THE COLUMN TITLED -SCHOOL INDIRECT- ARE DERIVED FROM TWO SOURCES: A) EXPENDITURES RECORDED BY SCHOOL AND B) SCHOOL LEVEL EXPENDITURES CENTRALLY RECORDED. FUNCTIONALLY DISTRIBUTED, THESE COSTS ARE AS REPORTED BELOW.

6100 PUPIL PERSONNEL	106519	6400 INSTR STAFF TRAINING	4410	7700 CENTRAL SERVICES	28223
6200 INSTRUCTIONAL MEDIA	87590	7300 SCHOOL ADMINISTRATION	392231	7900 OPERATION OF PLANT	285547
6300 INSTR & CURR DEVLPMNT	118050	7400 FACILITIES ACQ-CONSTR		8100 MAINTENANCE OF PLANT	119347
				8200 ADMIN. TECH. SERVICES	31887
				6500 INSTR. TECH. SERVICES	13161

FUND- 1
 SCHL- 0211 NICEVILLE SENIOR HIGH SCHOOL

PROGRAM CATEGORY	NBR	DIRECT					TOTAL DIRECT	SCHOOL INDIRECT	SCHOOL COST	DISTRICT INDIRECT	TOTAL	
		SALARIES	BENEFITS	PURCHASED SERVICES	MATERIAL SUPPLIES	OTHER EXPENSES						
9-12 BASIC	103	5471687	1375864	481576	317967	148222	54377	7849696	2777671	10627367	423795	11051163
BASIC		5471687	1375864	481576	317967	148222	54377	7849696	2777671	10627367	423795	11051163
ESOL	130	27040	6844	2395	1581	737	270	38870	13817	52688	2108	54796
ESOL		27040	6844	2395	1581	737	270	38870	13817	52688	2108	54796
9-12 BASIC W/ES	113	968702	253629	88774	58614	27323	10024	1407070	512042	1919112	78123	1997235
ESE LEVEL 4	254	62145	13132	4596	3035	1414	519	84843	26513	111356	4045	115401
ESE LEVEL 5	255	21140	11749	4112	2715	1265	464	41448	23720	65168	3619	68787
ESE		1051988	278512	97484	64365	30004	11007	1533362	562276	2095638	85787	2181425
VOCATIONAL, 6-12	300	490310	138058	48322	31905	14873	5456	728927	278719	1007647	42524	1050171
VOCATIONAL PGM		490310	138058	48322	31905	14873	5456	728927	278719	1007647	42524	1050171
TOTAL FOR FEFP		7041026	1799279	629779	415820	193837	71111	10150855	3632485	13783340	554216	14337557
FOOD SERVICE									8409		3001	
TRANSPORTATION									783983		59205	

THOSE COSTS REPORTED IN THE COLUMN TITLED -SCHOOL INDIRECT- ARE DERIVED FROM TWO SOURCES: A) EXPENDITURES RECORDED BY SCHOOL AND B) SCHOOL LEVEL EXPENDITURES CENTRALLY RECORDED. FUNCTIONALLY DISTRIBUTED, THESE COSTS ARE AS REPORTED BELOW.

6100 PUPIL PERSONNEL	435956	6400 INSTR STAFF TRAINING	31944	7700 CENTRAL SERVICES	98950
6200 INSTRUCTIONAL MEDIA	128321	7300 SCHOOL ADMINISTRATION	981728	7900 OPERATION OF PLANT	1034214
6300 INSTR & CURR DEVLPMNT	220472	7400 FACILITIES ACQ-CONSTR		8100 MAINTENANCE OF PLANT	549761
				8200 ADMIN. TECH. SERVICES	111795
				6500 INSTR. TECH. SERVICES	39339

FUND- 1
 SCHL- 0222 NORTHWOOD ELEMENTARY

PROGRAM	NBR	SALARIES	BENEFITS	PURCHASED SERVICES	DIRECT MATERIAL SUPPLIES	OTHER EXPENSES	CAPITAL OUTLAY	TOTAL DIRECT	SCHOOL INDIRECT	SCHOOL COST	DISTRICT INDIRECT	TOTAL
K-3 BASIC	101	1130728	297985	95739	36283	36991	3732	1601461	571227	2172689	111867	2284557
4-8 BASIC	102	533779	146062	46928	17785	18132	1829	764517	304202	1068720	56276	1124997
BASIC		1664507	444048	142667	54069	55123	5562	2365979	875430	3241409	168144	3409554
ESOL	130	22078	6531	2098	795	810	81	32397	12613	45010	2457	47468
ESOL		22078	6531	2098	795	810	81	32397	12613	45010	2457	47468
PK-3 BASIC W/ES	111	408210	90854	29190	11062	11278	1138	551735	182186	733922	34586	768508
4-8 BASIC W/ESE	112	139853	35350	11357	4304	4388	442	195696	73623	269319	13620	282939
ESE LEVEL 4	254											
ESE LEVEL 5	255	2306	547	175	66	67	6	3170	1139	4310	210	4521
ESE		550370	126752	40724	15433	15734	1587	750602	256949	1007552	48417	1055969
TOTAL FOR FEFP		2236956	577332	185490	70298	71669	7231	3148979	1144993	4293972	219019	4512991
FOOD SERVICE											981	
TRANSPORTATION									264473		19362	

THOSE COSTS REPORTED IN THE COLUMN TITLED -SCHOOL INDIRECT- ARE DERIVED FROM TWO SOURCES: A) EXPENDITURES RECORDED BY SCHOOL AND B) SCHOOL LEVEL EXPENDITURES CENTRALLY RECORDED. FUNCTIONALLY DISTRIBUTED, THESE COSTS ARE AS REPORTED BELOW.

6100 PUPIL PERSONNEL	183446	6400 INSTR STAFF TRAINING	9576	7700 CENTRAL SERVICES	39714
6200 INSTRUCTIONAL MEDIA	92425	7300 SCHOOL ADMINISTRATION	275008	7900 OPERATION OF PLANT	280156
6300 INSTR & CURR DEVLPMNT	76032	7400 FACILITIES ACQ-CONSTR		8100 MAINTENANCE OF PLANT	126946
				8200 ADMIN. TECH. SERVICES	44870
				6500 INSTR. TECH. SERVICES	16815

FUND- 1
 SCHL- 0241 SILVER SANDS SCHOOL

PROGRAM CATEGORY	NBR	DIRECT						TOTAL DIRECT	SCHOOL INDIRECT	SCHOOL COST	DISTRICT INDIRECT	TOTAL
		SALARIES	BENEFITS	PURCHASED SERVICES	MATERIAL SUPPLIES	OTHER EXPENSES	CAPITAL OUTLAY					
PK-3 BASIC W/ES	111	15485	3928	781	196	340	44	20777	5093	25870	799	26670
9-12 BASIC W/ES	113	56131	14657	2914	733	1270	167	75874	19001	94876	2982	97858
ESE LEVEL 4	254	532380	142256	28287	7117	12334	1625	724002	184153	908155	28930	937086
ESE LEVEL 5	255	1372740	386381	76832	19331	33500	4414	1893200	499636	2392837	78550	2471388
ESE		1976737	547224	108816	27378	47445	6252	2713855	707885	3421740	111263	3533004
TOTAL FOR FEFF		1976737	547224	108816	27378	47445	6252	2713855	707885	3421740	111263	3533004
FOOD SERVICE											239	
TRANSPORTATION									63648		4729	

THOSE COSTS REPORTED IN THE COLUMN TITLED -SCHOOL INDIRECT- ARE DERIVED FROM TWO SOURCES: A) EXPENDITURES RECORDED BY SCHOOL AND B) SCHOOL LEVEL EXPENDITURES CENTRALLY RECORDED. FUNCTIONALLY DISTRIBUTED, THESE COSTS ARE AS REPORTED BELOW.

6100 PUPIL PERSONNEL	32551	6400 INSTR STAFF TRAINING	9682	7700 CENTRAL SERVICES	19878
6200 INSTRUCTIONAL MEDIA	2944	7300 SCHOOL ADMINISTRATION	257226	7900 OPERATION OF PLANT	202849
6300 INSTR & CURR DEVLPMNT	83952	7400 FACILITIES ACQ-CONSTR	88	8100 MAINTENANCE OF PLANT	68345
				8200 ADMIN. TECH. SERVICES	22459
				6500 INSTR. TECH. SERVICES	7903

FUND- 1
 SCHL- 0251 SOUTHSIDE ELEMENTARY

PROGRAM CATEGORY	NBR	DIRECT						TOTAL DIRECT	SCHOOL INDIRECT	SCHOOL COST	DISTRICT INDIRECT	TOTAL
		SALARIES	BENEFITS	PURCHASED SERVICES	MATERIAL SUPPLIES	OTHER EXPENSES	CAPITAL OUTLAY					
K-3 BASIC	101	873668	249199	90234	43030	37416	3551	1297099	475999	1773099	81911	1855011
4-8 BASIC	102	427330	104246	37747	18000	15652	1485	604463	217550	822014	35229	857243
BASIC		1300998	353445	127981	61031	53068	5037	1901563	693550	2595113	117141	2712254
ESOL	130	45463	12125	4390	2093	1820	172	66067	23486	89554	4002	93557
ESOL		45463	12125	4390	2093	1820	172	66067	23486	89554	4002	93557
PK-3 BASIC W/ES	111	313198	85349	30904	14737	12814	1216	458221	166835	625057	28253	653310
4-8 BASIC W/ESE	112	224955	56938	20617	9831	8549	811	321704	118824	440528	19242	459770
ESE LEVEL 4	254	9758	2404	870	415	361	34	13843	5017	18861	812	19673
ESE LEVEL 5	255	9319	2261	818	390	339	32	13162	4719	17881	764	18645
ESE		557232	146953	53211	25375	22064	2094	806932	295396	1102328	49072	1151400
TOTAL FOR FEFP		1903695	512525	185583	88500	76953	7304	2774563	1012433	3786996	170216	3957212
FOOD SERVICE									422		816	
TRANSPORTATION									220442		16099	

THOSE COSTS REPORTED IN THE COLUMN TITLED -SCHOOL INDIRECT- ARE DERIVED FROM TWO SOURCES: A) EXPENDITURES RECORDED BY SCHOOL AND B) SCHOOL LEVEL EXPENDITURES CENTRALLY RECORDED. FUNCTIONALLY DISTRIBUTED, THESE COSTS ARE AS REPORTED BELOW.

6100 PUPIL PERSONNEL	120011	6400 INSTR STAFF TRAINING	5230	7700 CENTRAL SERVICES	30924
6200 INSTRUCTIONAL MEDIA	131731	7300 SCHOOL ADMINISTRATION	285038	7900 OPERATION OF PLANT	255673
6300 INSTR & CURR DEVLPMNT	35642	7400 FACILITIES ACQ-CONSTR		8100 MAINTENANCE OF PLANT	99408
				8200 ADMIN. TECH. SERVICES	34938
				6500 INSTR. TECH. SERVICES	13833

FUND- 1
 SCHL- 0261 VALPARAISO ELEMENTARY

PROGRAM CATEGORY	NBR	----- DIRECT -----					TOTAL DIRECT	SCHOOL INDIRECT	SCHOOL COST	DISTRICT INDIRECT	TOTAL	
		SALARIES	BENEFITS	PURCHASED SERVICES	MATERIAL SUPPLIES	OTHER EXPENSES						
K-3 BASIC	101	752399	172620	53119	30613	11141	1057	1020950	325236	1346187	56811	1402998
4-8 BASIC	102	321622	76414	23514	13551	4932	467	440503	158104	598608	25878	624487
BASIC		1074021	249034	76633	44164	16074	1525	1461454	483341	1944795	82690	2027486
ESOL	130	22379	5109	1572	906	329	31	30329	9704	40033	1685	41719
ESOL		22379	5109	1572	906	329	31	30329	9704	40033	1685	41719
PK-3 BASIC W/ES	111	517586	132272	40703	23457	8537	810	723368	265493	988862	44373	1033235
4-8 BASIC W/ESE	112	166520	50177	15440	8898	3238	307	244583	103819	348403	16993	365397
ESE LEVEL 4	254	98459	36145	11122	6410	2333	221	154691	74711	229403	12237	241640
ESE LEVEL 5	255	56113	16237	4996	2879	1048	99	81374	33595	114970	5498	120469
ESE		838679	234833	72263	41646	15157	1438	1204018	477621	1681639	79102	1760742
TOTAL FOR FEFP		1935080	488977	150469	86717	31561	2994	2695801	970667	3666469	163478	3829947
FOOD SERVICE									722		635	
TRANSPORTATION									166181		12544	

THOSE COSTS REPORTED IN THE COLUMN TITLED -SCHOOL INDIRECT- ARE DERIVED FROM TWO SOURCES: A) EXPENDITURES RECORDED BY SCHOOL AND B) SCHOOL LEVEL EXPENDITURES CENTRALLY RECORDED. FUNCTIONALLY DISTRIBUTED, THESE COSTS ARE AS REPORTED BELOW.

6100 PUPIL PERSONNEL	136178	6400 INSTR STAFF TRAINING	4620	7700 CENTRAL SERVICES	29565
6200 INSTRUCTIONAL MEDIA	89926	7300 SCHOOL ADMINISTRATION	272971	7900 OPERATION OF PLANT	249068
6300 INSTR & CURR DEVLPMNT	34116	7400 FACILITIES ACQ-CONSTR		8100 MAINTENANCE OF PLANT	109062
				8200 ADMIN. TECH. SERVICES	33404
				6500 INSTR. TECH. SERVICES	11754

FUND- 1
 SCHL- 0271 PRYOR MIDDLE SCHOOL

PROGRAM	NBR	SALARIES	BENEFITS	PURCHASED SERVICES	DIRECT MATERIAL SUPPLIES	OTHER EXPENSES	CAPITAL OUTLAY	TOTAL DIRECT	SCHOOL INDIRECT	SCHOOL COST	DISTRICT INDIRECT	TOTAL
K-3 BASIC	101											
4-8 BASIC	102	1579808	405111	133567	31762	26039	3837	2180127	927876	3108003	122735	3230739
BASIC		1579808	405111	133567	31762	26039	3837	2180127	927876	3108003	122735	3230739
ESOL	130	72181	19480	6422	1527	1252	184	101049	44642	145691	5903	151594
ESOL		72181	19480	6422	1527	1252	184	101049	44642	145691	5903	151594
4-8 BASIC W/ESE	112	693460	185865	61280	14572	11946	1760	968886	425356	1394243	56296	1450539
ESE LEVEL 4	254	17218	8479	2795	664	545	80	29783	19431	49214	2569	51784
ESE LEVEL 5	255	5751	10711	3531	839	688	101	21624	24546	46171	3245	49417
ESE		716430	205056	67607	16077	13180	1942	1020295	469334	1489629	62111	1551741
TOTAL FOR FEFP		2368420	629648	207597	49367	40471	5965	3301471	1441853	4743325	190750	4934075
FOOD SERVICE									999		826	
TRANSPORTATION									222885		16303	

THOSE COSTS REPORTED IN THE COLUMN TITLED -SCHOOL INDIRECT- ARE DERIVED FROM TWO SOURCES: A) EXPENDITURES RECORDED BY SCHOOL AND B) SCHOOL LEVEL EXPENDITURES CENTRALLY RECORDED. FUNCTIONALLY DISTRIBUTED, THESE COSTS ARE AS REPORTED BELOW.

6100 PUPIL PERSONNEL	113470	6400 INSTR STAFF TRAINING	5979	7700 CENTRAL SERVICES	34064
6200 INSTRUCTIONAL MEDIA	50912	7300 SCHOOL ADMINISTRATION	543835	7900 OPERATION OF PLANT	360643
6300 INSTR & CURR DEVLPMNT	85830	7400 FACILITIES ACQ-CONSTR		8100 MAINTENANCE OF PLANT	195086
				8200 ADMIN. TECH. SERVICES	38487
				6500 INSTR. TECH. SERVICES	13542

FUND- 1
 SCHL- 0281 WRIGHT ELEMENTARY

PROGRAM CATEGORY	NBR	DIRECT						TOTAL DIRECT	SCHOOL INDIRECT	SCHOOL COST	DISTRICT INDIRECT	TOTAL
		SALARIES	BENEFITS	PURCHASED SERVICES	MATERIAL SUPPLIES	OTHER EXPENSES	CAPITAL OUTLAY					
K-3 BASIC	101	1039287	260159	78351	30170	9644	1264	1418877	423992	1842869	78355	1921225
4-8 BASIC	102	476989	112237	33802	13016	4160	545	640751	200209	840961	34715	875676
BASIC		1516277	372396	112153	43187	13805	1809	2059629	624202	2683831	113071	2796902
ESOL	130	94686	22478	6769	2606	833	109	127484	36997	164482	6789	171271
ESOL		94686	22478	6769	2606	833	109	127484	36997	164482	6789	171271
PK-3 BASIC W/ES	111	485509	123824	37291	14360	4590	601	666177	210314	876491	37742	914234
4-8 BASIC W/ESE	112	248769	64056	19291	7428	2374	311	342232	114264	456496	19813	476309
ESE LEVEL 4	254	48738	11757	3541	1363	435	57	65893	20973	86867	3636	90503
ESE LEVEL 5	255	2010	482	145	55	17	2	2714	861	3575	149	3725
ESE		785027	200121	60270	23208	7418	972	1077018	346413	1423431	61341	1484772
TOTAL FOR FEFP		2395991	594996	179193	69002	22056	2891	3264131	1007613	4271744	181202	4452946
FOOD SERVICE									1045		802	
TRANSPORTATION									214582		15825	

THOSE COSTS REPORTED IN THE COLUMN TITLED -SCHOOL INDIRECT- ARE DERIVED FROM TWO SOURCES: A) EXPENDITURES RECORDED BY SCHOOL AND B) SCHOOL LEVEL EXPENDITURES CENTRALLY RECORDED. FUNCTIONALLY DISTRIBUTED, THESE COSTS ARE AS REPORTED BELOW.

6100 PUPIL PERSONNEL	183992	6400 INSTR STAFF TRAINING	5160	7700 CENTRAL SERVICES	32857
6200 INSTRUCTIONAL MEDIA	35559	7300 SCHOOL ADMINISTRATION	281195	7900 OPERATION OF PLANT	266885
6300 INSTR & CURR DEVLPMNT	37985	7400 FACILITIES ACQ-CONSTR		8100 MAINTENANCE OF PLANT	113786
				8200 ADMIN. TECH. SERVICES	37123
				6500 INSTR. TECH. SERVICES	13065

FUND- 1
 SCHL- 0431 SHALIMAR ELEMENTARY

PROGRAM CATEGORY	NBR	SALARIES	BENEFITS	PURCHASED SERVICES	DIRECT MATERIAL SUPPLIES	OTHER EXPENSES	CAPITAL OUTLAY	TOTAL DIRECT	SCHOOL INDIRECT	SCHOOL COST	DISTRICT INDIRECT	TOTAL
K-3 BASIC	101	822495	236021	68279	42874	23163	1963	1194798	413981	1608780	67850	1676631
4-8 BASIC	102	422620	123732	35795	22476	12143	1029	617797	236990	854788	36609	891398
BASIC		1245115	359754	104075	65351	35306	2993	1812596	650972	2463569	104460	2568029
ESOL	130	36233	11577	3349	2103	1136	96	54495	20228	74724	3324	78048
ESOL		36233	11577	3349	2103	1136	96	54495	20228	74724	3324	78048
PK-3 BASIC W/ES	111	203615	68293	19756	12406	6702	568	311342	126546	437889	19984	457873
4-8 BASIC W/ESE	112	220520	63276	18305	11494	6209	526	320334	121217	441551	18723	460275
ESE LEVEL 4	254											
ESE		424136	131569	38062	23900	12912	1094	631676	247764	879441	38707	918149
TOTAL FOR FEFP		1705485	502901	145486	91355	49354	4184	2498768	918965	3417734	146492	3564227
FOOD SERVICE									1322		650	
TRANSPORTATION									171298		12833	

THOSE COSTS REPORTED IN THE COLUMN TITLED -SCHOOL INDIRECT- ARE DERIVED FROM TWO SOURCES: A) EXPENDITURES RECORDED BY SCHOOL AND B) SCHOOL LEVEL EXPENDITURES CENTRALLY RECORDED. FUNCTIONALLY DISTRIBUTED, THESE COSTS ARE AS REPORTED BELOW.

6100 PUPIL PERSONNEL	107012	6400 INSTR STAFF TRAINING	5480	7700 CENTRAL SERVICES	26568
6200 INSTRUCTIONAL MEDIA	115295	7300 SCHOOL ADMINISTRATION	281919	7900 OPERATION OF PLANT	207837
6300 INSTR & CURR DEVLPMNT	30948	7400 FACILITIES ACQ-CONSTR		8100 MAINTENANCE OF PLANT	103307
				8200 ADMIN. TECH. SERVICES	30017
				6500 INSTR. TECH. SERVICES	10577

FUND- 1
 SCHL- 0541 ELLIOTT POINT ELEMENTARY

PROGRAM CATEGORY	NBR	SALARIES	BENEFITS	PURCHASED SERVICES	DIRECT MATERIAL SUPPLIES	OTHER EXPENSES	CAPITAL OUTLAY	TOTAL DIRECT	SCHOOL INDIRECT	SCHOOL COST	DISTRICT INDIRECT	TOTAL
K-3 BASIC	101	928571	234790	87047	37703	25850	1395	1315358	440269	1755627	79773	1835401
4-8 BASIC	102	362419	92770	34394	14897	10213	551	515247	191431	706678	32431	739110
BASIC		1290990	327561	121441	52600	36064	1946	1830605	631700	2462306	112205	2574511
ESOL	130	148773	38331	14211	6155	4220	227	211920	73587	285507	13112	298620
ESOL		148773	38331	14211	6155	4220	227	211920	73587	285507	13112	298620
PK-3 BASIC W/ES	111	331796	80721	29927	12962	8887	479	464775	159686	624461	27860	652321
4-8 BASIC W/ESE	112	250834	68736	25483	11037	7567	408	364068	141836	505904	24029	529934
ESE LEVEL 4	254	30300	5842	2165	938	643	34	39924	11908	51832	2034	53867
ESE		612931	155299	57576	24938	17098	922	868767	313431	1182199	53924	1236123
TOTAL FOR FEFP		2052695	521192	193229	83694	57383	3097	2911294	1018719	3930013	179242	4109255
FOOD SERVICE									1449		794	
TRANSPORTATION									214508		15674	

THOSE COSTS REPORTED IN THE COLUMN TITLED -SCHOOL INDIRECT- ARE DERIVED FROM TWO SOURCES: A) EXPENDITURES RECORDED BY SCHOOL AND B) SCHOOL LEVEL EXPENDITURES CENTRALLY RECORDED. FUNCTIONALLY DISTRIBUTED, THESE COSTS ARE AS REPORTED BELOW.

6100 PUPIL PERSONNEL	139406	6400 INSTR STAFF TRAINING	5172	7700 CENTRAL SERVICES	32530
6200 INSTRUCTIONAL MEDIA	104627	7300 SCHOOL ADMINISTRATION	272378	7900 OPERATION OF PLANT	275570
6300 INSTR & CURR DEVLPMNT	37082	7400 FACILITIES ACQ-CONSTR		8100 MAINTENANCE OF PLANT	102262
				8200 ADMIN. TECH. SERVICES	36754
				6500 INSTR. TECH. SERVICES	12933

FUND- 1
 SCHL- 0551 OCEAN CITY ELEMENTARY

PROGRAM CATEGORY	NBR	DIRECT						TOTAL DIRECT	SCHOOL INDIRECT	SCHOOL COST	DISTRICT INDIRECT	TOTAL
		SALARIES	BENEFITS	PURCHASED SERVICES	MATERIAL SUPPLIES	OTHER EXPENSES	CAPITAL OUTLAY					
K-3 BASIC	101	824136	204761	74557	27079	18440	1528	1150503	366990	1517493	65968	1583462
4-8 BASIC	102	196789	71875	26171	9505	6472	536	311351	142417	453769	23823	477592
BASIC		1020926	276636	100728	36584	24913	2065	1461855	509407	1971263	89791	2061054
ESOL	130	173922	41384	15068	5473	3726	308	239884	75210	315095	13383	328478
ESOL		173922	41384	15068	5473	3726	308	239884	75210	315095	13383	328478
PK-3 BASIC W/ES	111	297910	73399	26726	9707	6610	547	414902	134845	549747	23808	573556
4-8 BASIC W/ESE	112	216486	61142	22263	8085	5506	456	313940	121149	435089	20265	455355
ESE LEVEL 4	254	103828	30451	11088	4027	2742	227	152365	60338	212703	10093	222796
ESE		618225	164993	60077	21820	14858	1231	881207	316333	1197540	54167	1251708
TOTAL FOR FEFP		1813074	483014	175875	63878	43498	3606	2582947	900952	3483899	157342	3641242
FOOD SERVICE											606	
TRANSPORTATION									163091		11965	

THOSE COSTS REPORTED IN THE COLUMN TITLED --SCHOOL INDIRECT- ARE DERIVED FROM TWO SOURCES: A) EXPENDITURES RECORDED BY SCHOOL AND B) SCHOOL LEVEL EXPENDITURES CENTRALLY RECORDED. FUNCTIONALLY DISTRIBUTED, THESE COSTS ARE AS REPORTED BELOW.

6100 PUPIL PERSONNEL	103751	6400 INSTR STAFF TRAINING	5194	7700 CENTRAL SERVICES	28583
6200 INSTRUCTIONAL MEDIA	83786	7300 SCHOOL ADMINISTRATION	253735	7900 OPERATION OF PLANT	254960
6300 INSTR & CURR DEVLPMNT	31963	7400 FACILITIES ACQ-CONSTR		8100 MAINTENANCE OF PLANT	95319
				8200 ADMIN. TECH. SERVICES	32293
				6500 INSTR. TECH. SERVICES	11363

FUND- 1
 SCHL- 0561 MARY ESTHER ELEMENTARY

PROGRAM	NBR	SALARIES	BENEFITS	PURCHASED SERVICES	DIRECT MATERIAL SUPPLIES	OTHER EXPENSES	CAPITAL OUTLAY	TOTAL DIRECT	SCHOOL INDIRECT	SCHOOL COST	DISTRICT INDIRECT	TOTAL
K-3 BASIC	101	1005380	249314	87607	37243	15954	5461	1400962	455528	1856490	84038	1940529
4-8 BASIC	102	337527	91858	32278	13722	5878	2012	483276	186326	669603	31865	701468
BASIC		1342908	341172	119886	50965	21832	7473	1884239	641854	2526094	115903	2641997
ESOL	130	82460	21473	7545	3207	1374	470	116531	39903	156434	7270	163705
ESOL		82460	21473	7545	3207	1374	470	116531	39903	156434	7270	163705
PK-3 BASIC W/ES	111	310872	88325	31037	13194	5652	1934	451017	170103	621120	30197	651318
4-8 BASIC W/ESE	112	120426	34097	11981	5093	2181	746	174527	69162	243690	11828	255518
ESE LEVEL 4	254	7201	3013	1058	450	192	66	11983	6112	18095	1045	19140
ESE LEVEL 5	255											
ESE		438501	125436	44077	18738	8027	2747	637527	245378	882906	43071	925977
TOTAL FOR FEFP		1863870	488082	171509	72911	31234	10691	2638299	927136	3565435	166246	3731681
FOOD SERVICE									1040		773	
TRANSPORTATION									207891		15262	

THOSE COSTS REPORTED IN THE COLUMN TITLED -SCHOOL INDIRECT- ARE DERIVED FROM TWO SOURCES: A) EXPENDITURES RECORDED BY SCHOOL AND B) SCHOOL LEVEL EXPENDITURES CENTRALLY RECORDED. FUNCTIONALLY DISTRIBUTED, THESE COSTS ARE AS REPORTED BELOW.

6100 PUPIL PERSONNEL	116964	6400 INSTR STAFF TRAINING	5254	7700 CENTRAL SERVICES	30229
6200 INSTRUCTIONAL MEDIA	60137	7300 SCHOOL ADMINISTRATION	264376	7900 OPERATION OF PLANT	246808
6300 INSTR & CURR DEVLPMNT	34777	7400 FACILITIES ACQ-CONSTR	499	8100 MAINTENANCE OF PLANT	121917
				8200 ADMIN. TECH. SERVICES	34153
				6500 INSTR. TECH. SERVICES	12018

FUND- 1
 SCHL- 0571 PLEW ELEMENTARY

PROGRAM CATEGORY	NBR	DIRECT						TOTAL DIRECT	SCHOOL INDIRECT	SCHOOL COST	DISTRICT INDIRECT	TOTAL
		SALARIES	BENEFITS	PURCHASED SERVICES	MATERIAL SUPPLIES	OTHER EXPENSES	CAPITAL OUTLAY					
K-3 BASIC	101	1112082	291024	69215	24661	19570	4948	1521502	508659	2030161	89964	2120125
4-8 BASIC	102	568950	144731	34422	12264	9732	2460	772561	279960	1052521	45981	1098503
BASIC		1681033	435755	103637	36925	29302	7408	2294063	788619	3082683	135945	3218629
ESOL	130	5234	1603	381	135	107	27	7491	2768	10259	494	10754
ESOL		5234	1603	381	135	107	27	7491	2768	10259	494	10754
PK-3 BASIC W/ES	111	238798	64257	15282	5445	4321	1092	329197	115672	444870	20018	464888
4-8 BASIC W/ESE	112	227371	57234	13612	4849	3848	973	307890	110711	418601	18183	436785
ESE LEVEL 5	255	2106	456	108	38	30	7	2748	882	3630	144	3775
ESE		468277	121947	29003	10333	8200	2073	639836	227266	867102	38346	905449
TOTAL FOR FEFP		2154545	559307	133022	47395	37611	9509	2941390	1018654	3960045	174786	4134832
FOOD SERVICE									1005		856	
TRANSPORTATION									225949		16891	

THOSE COSTS REPORTED IN THE COLUMN TITLED -SCHOOL INDIRECT- ARE DERIVED FROM TWO SOURCES: A) EXPENDITURES RECORDED BY SCHOOL AND B) SCHOOL LEVEL EXPENDITURES CENTRALLY RECORDED. FUNCTIONALLY DISTRIBUTED, THESE COSTS ARE AS REPORTED BELOW.

6100 PUPIL PERSONNEL	129309	6400 INSTR STAFF TRAINING	6051	7700 CENTRAL SERVICES	31725
6200 INSTRUCTIONAL MEDIA	65899	7300 SCHOOL ADMINISTRATION	278811	7900 OPERATION OF PLANT	252021
6300 INSTR & CURR DEVLPMNT	36669	7400 FACILITIES ACQ-CONSTR		8100 MAINTENANCE OF PLANT	165920
				8200 ADMIN. TECH. SERVICES	35915
				6500 INSTR. TECH. SERVICES	16329

FUND- 1
 SCHL- 0581 CHOCTAWHATCHEE HIGH

PROGRAM	NBR	SALARIES	BENEFITS	PURCHASED SERVICES	DIRECT MATERIAL SUPPLIES	OTHER EXPENSES	CAPITAL OUTLAY	TOTAL DIRECT	SCHOOL INDIRECT	SCHOOL COST	DISTRICT INDIRECT	TOTAL
4-8 BASIC	102	1022	216	73	46	18	5	1383	477	1860	65	1926
9-12 BASIC	103	4389399	1129864	380520	244693	94627	28732	6267837	2487432	8755269	343190	9098460
BASIC		4390422	1130081	380593	244739	94645	28738	6269221	2487909	8757130	343256	9100387
ESOL	130	99188	27329	9204	5918	2288	694	144624	60166	204791	8301	213092
ESOL		99188	27329	9204	5918	2288	694	144624	60166	204791	8301	213092
4-8 BASIC W/ESE	112	3058	1012	340	219	84	25	4741	2228	6969	307	7277
9-12 BASIC W/ES	113	1136504	312756	105331	67733	26193	7953	1656472	687769	2344241	94965	2439207
ESE LEVEL 5	255	12238	19578	6593	4240	1639	497	44789	43103	87892	5946	93839
ESE		1151801	333347	112265	72192	27918	8477	1706002	733101	2439104	101219	2540323
VOCATIONAL, 6-12	300	239481	70160	23628	15194	5876	1784	356125	154459	510584	21310	531895
VOCATIONAL PGM		239481	70160	23628	15194	5876	1784	356125	154459	510584	21310	531895
TOTAL FOR FEFP		5880893	1560918	525692	338045	130728	39694	8475973	3435637	11911610	474088	12385699
FOOD SERVICE									2139		2457	
TRANSPORTATION									674635		48485	

THOSE COSTS REPORTED IN THE COLUMN TITLED -SCHOOL INDIRECT- ARE DERIVED FROM TWO SOURCES: A) EXPENDITURES RECORDED BY SCHOOL AND B) SCHOOL LEVEL EXPENDITURES CENTRALLY RECORDED. FUNCTIONALLY DISTRIBUTED, THESE COSTS ARE AS REPORTED BELOW.

6100 PUPIL PERSONNEL	439982	6400 INSTR STAFF TRAINING	33073	7700 CENTRAL SERVICES	84650
6200 INSTRUCTIONAL MEDIA	133557	7300 SCHOOL ADMINISTRATION	952004	7900 OPERATION OF PLANT	970878
6300 INSTR & CURR DEVLPMNT	272662	7400 FACILITIES ACQ-CONSTR		8100 MAINTENANCE OF PLANT	419536
				8200 ADMIN. TECH. SERVICES	95639
				6500 INSTR. TECH. SERVICES	33653

FUND- 1
 SCHL- 0582 CHOCTAWHATCHEE ACADEMY

PROGRAM CATEGORY	NBR	SALARIES	BENEFITS	PURCHASED SERVICES	DIRECT MATERIAL SUPPLIES	OTHER EXPENSES	CAPITAL OUTLAY	TOTAL DIRECT	SCHOOL INDIRECT	SCHOOL COST	DISTRICT INDIRECT	TOTAL
9-12 BASIC	103	70468	17578	195	5303	1747	105	95398	174531	269930	7203	277133
BASIC		70468	17578	195	5303	1747	105	95398	174531	269930	7203	277133
9-12 BASIC W/ES	113	13072	3740	41	1128	371	22	18377	37141	55518	1532	57051
ESE		13072	3740	41	1128	371	22	18377	37141	55518	1532	57051
TOTAL FOR FEFP		83541	21319	236	6432	2119	127	113776	211672	325449	8735	334185
FOOD SERVICE											89	
TRANSPORTATION									23467		1773	

THOSE COSTS REPORTED IN THE COLUMN TITLED -SCHOOL INDIRECT- ARE DERIVED FROM TWO SOURCES: A) EXPENDITURES RECORDED BY SCHOOL AND B) SCHOOL LEVEL EXPENDITURES CENTRALLY RECORDED. FUNCTIONALLY DISTRIBUTED, THESE COSTS ARE AS REPORTED BELOW.

6100 PUPIL PERSONNEL	91673	6400 INSTR STAFF TRAINING	1792	7700 CENTRAL SERVICES	1559
6200 INSTRUCTIONAL MEDIA	362	7300 SCHOOL ADMINISTRATION	30406	7900 OPERATION OF PLANT	76944
6300 INSTR & CURR DEVLPMNT	1990	7400 FACILITIES ACQ-CONSTR		8100 MAINTENANCE OF PLANT	4560
				8200 ADMIN. TECH. SERVICES	1762
				6500 INSTR. TECH. SERVICES	620

FUND- 1
 SCHL- 0601 CRESTVIEW SENIOR HIGH

PROGRAM	NBR	SALARIES	BENEFITS	PURCHASED SERVICES	DIRECT MATERIAL SUPPLIES	OTHER EXPENSES	CAPITAL OUTLAY	TOTAL DIRECT	SCHOOL INDIRECT	SCHOOL COST	DISTRICT INDIRECT	TOTAL
4-8 BASIC	102	298	59	21	12	5	1	398	115	514	17	532
9-12 BASIC	103	4367710	1188167	427481	241065	109886	26974	6361286	2303384	8664670	349150	9013821
BASIC		4368009	1188227	427503	241077	109892	26976	6361685	2303500	8665185	349168	9014354
ESOL	130	47306	11942	4296	2422	1104	271	67344	23151	90495	3509	94004
ESOL		47306	11942	4296	2422	1104	271	67344	23151	90495	3509	94004
9-12 BASIC W/ES	113	1021983	292176	105120	59279	27021	6633	1512214	564882	2077097	85785	2162883
ESE LEVEL 4	254	16145	5859	2107	1188	541	133	25976	11358	37334	1721	39056
ESE LEVEL 5	255	41128	11987	4312	2432	1108	272	61240	23238	84479	3522	88001
ESE		1079257	310022	111540	62900	28672	7038	1599432	599479	2198911	91030	2289941
VOCATIONAL, 6-12	300	661334	175936	63298	35695	16271	3994	956531	341071	1297603	51700	1349303
VOCATIONAL PGM		661334	175936	63298	35695	16271	3994	956531	341071	1297603	51700	1349303
TOTAL FOR FEFP		6155908	1686129	606639	342096	155940	38279	8984993	3267202	12252195	495408	12747603
FOOD SERVICE									1212		2753	
TRANSPORTATION									745381		54315	

THOSE COSTS REPORTED IN THE COLUMN TITLED -SCHOOL INDIRECT- ARE DERIVED FROM TWO SOURCES: A) EXPENDITURES RECORDED BY SCHOOL AND B) SCHOOL LEVEL EXPENDITURES CENTRALLY RECORDED. FUNCTIONALLY DISTRIBUTED, THESE COSTS ARE AS REPORTED BELOW.

6100 PUPIL PERSONNEL	342358	6400 INSTR STAFF TRAINING	18462	7700 CENTRAL SERVICES	88463
6200 INSTRUCTIONAL MEDIA	126326	7300 SCHOOL ADMINISTRATION	1028151	7900 OPERATION OF PLANT	897708
6300 INSTR & CURR DEVLPMNT	219945	7400 FACILITIES ACQ-CONSTR	5799	8100 MAINTENANCE OF PLANT	404409
				8200 ADMIN. TECH. SERVICES	100406
				6500 INSTR. TECH. SERVICES	35169

FUND- 1
 SCHL- 0621 KENWOOD ELEMENTARY

PROGRAM CATEGORY	NBR	SALARIES	BENEFITS	PURCHASED SERVICES	DIRECT MATERIAL SUPPLIES	OTHER EXPENSES	CAPITAL OUTLAY	TOTAL DIRECT	SCHOOL INDIRECT	SCHOOL COST	DISTRICT INDIRECT	TOTAL
K-3 BASIC	101	1098147	271486	93506	39647	17312	4653	1524753	513613	2038366	82424	2120791
4-8 BASIC	102	395309	105207	36235	15364	6709	1803	560628	222423	783052	32874	815926
BASIC		1493456	376693	129742	55011	24021	6457	2085382	736036	2821418	115299	2936718
ESOL	130	61692	15882	5470	2319	1012	272	86650	30745	117395	4849	122245
ESOL		61692	15882	5470	2319	1012	272	86650	30745	117395	4849	122245
PK-3 BASIC W/ES	111	228857	63053	21717	9208	4020	1080	327938	127203	455142	19459	474601
4-8 BASIC W/ESE	112	189116	49827	17161	7276	3177	854	267413	105349	372763	15570	388333
ESE LEVEL 4	254	1444	1714	590	250	109	29	4138	3625	7764	535	8299
ESE LEVEL 5	255											
ESE		419417	114596	39469	16735	7307	1964	599491	236178	835669	35565	871235
TOTAL FOR FEFP		1974565	507172	174682	74066	32342	8693	2771523	1002960	3774484	155714	3930199
FOOD SERVICE									747		808	
TRANSPORTATION									213148		15948	

THOSE COSTS REPORTED IN THE COLUMN TITLED -SCHOOL INDIRECT- ARE DERIVED FROM TWO SOURCES: A) EXPENDITURES RECORDED BY SCHOOL AND B) SCHOOL LEVEL EXPENDITURES CENTRALLY RECORDED. FUNCTIONALLY DISTRIBUTED, THESE COSTS ARE AS REPORTED BELOW.

6100 PUPIL PERSONNEL	147569	6400 INSTR STAFF TRAINING	4660	7700 CENTRAL SERVICES	28295
6200 INSTRUCTIONAL MEDIA	32377	7300 SCHOOL ADMINISTRATION	283354	7900 OPERATION OF PLANT	241237
6300 INSTR & CURR DEVLPMNT	32816	7400 FACILITIES ACQ-CONSTR		8100 MAINTENANCE OF PLANT	183714
				8200 ADMIN. TECH. SERVICES	31968
				6500 INSTR. TECH. SERVICES	16965

FUND- 1
 SCHL- 0631 FLOROSA ELEMENTARY SCHOOL

PROGRAM	NBR	SALARIES	BENEFITS	PURCHASED SERVICES	DIRECT MATERIAL SUPPLIES	OTHER EXPENSES	CAPITAL OUTLAY	TOTAL DIRECT	SCHOOL INDIRECT	SCHOOL COST	DISTRICT INDIRECT	TOTAL
K-3 BASIC	101	1035631	237355	77850	27127	15847	9987	1403799	362685	1766484	78872	1845356
4-8 BASIC	102	550159	115159	37770	13161	7688	4845	728785	191933	920718	39314	960033
BASIC		1585790	352514	115621	40288	23536	14832	2132584	554619	2687203	118186	2805390
ESOL	130	84669	19619	6435	2242	1309	825	115102	30183	145285	6532	151818
ESOL		84669	19619	6435	2242	1309	825	115102	30183	145285	6532	151818
PK-3 BASIC W/ES	111	467240	165231	54194	18884	11032	6952	723535	270213	993748	56069	1049817
4-8 BASIC W/ESE	112	234062	56029	18376	6403	3740	2357	320970	93382	414353	19127	433481
ESE LEVEL 4	254	14757	2843	932	324	189	119	19167	4738	23906	970	24876
ESE LEVEL 5	255											
ESE		716060	224104	73503	25612	14962	9429	1063673	368334	1432008	76167	1508175
TOTAL FOR FEFP		2386520	596238	195559	68144	39809	25087	3311360	953137	4264497	200886	4465384
FOOD SERVICE									557		837	
TRANSPORTATION									223116		16518	

THOSE COSTS REPORTED IN THE COLUMN TITLED -SCHOOL INDIRECT- ARE DERIVED FROM TWO SOURCES: A) EXPENDITURES RECORDED BY SCHOOL AND B) SCHOOL LEVEL EXPENDITURES CENTRALLY RECORDED. FUNCTIONALLY DISTRIBUTED, THESE COSTS ARE AS REPORTED BELOW.

6100 PUPIL PERSONNEL	150975	6400 INSTR STAFF TRAINING	7269	7700 CENTRAL SERVICES	36342
6200 INSTRUCTIONAL MEDIA	46178	7300 SCHOOL ADMINISTRATION	269195	7900 OPERATION OF PLANT	219533
6300 INSTR & CURR DEVLPMNT	42040	7400 FACILITIES ACQ-CONSTR		8100 MAINTENANCE OF PLANT	126093
				8200 ADMIN. TECH. SERVICES	41059
				6500 INSTR. TECH. SERVICES	14448

FUND- 1
 SCHL- 0641 FORT WALTON BEACH HIGH

PROGRAM	NBR	SALARIES	BENEFITS	PURCHASED SERVICES	DIRECT MATERIAL SUPPLIES	OTHER EXPENSES	CAPITAL OUTLAY	TOTAL DIRECT	SCHOOL INDIRECT	SCHOOL COST	DISTRICT INDIRECT	TOTAL
9-12 BASIC	103	4899521	1335067	453188	253560	88220	43090	7072649	2551004	9623653	430029	10053683
BASIC		4899521	1335067	453188	253560	88220	43090	7072649	2551004	9623653	430029	10053683
ESOL	130	41477	12120	4114	2302	800	391	61207	23167	84375	3904	88279
ESOL		41477	12120	4114	2302	800	391	61207	23167	84375	3904	88279
PK-3 BASIC W/ES	111											
4-8 BASIC W/ESE	112											
9-12 BASIC W/ES	113	807578	208074	70630	39518	13749	6715	1146267	397596	1543863	67022	1610885
ESE LEVEL 4	254	4282	1254	425	238	82	40	6324	2397	8722	404	9126
ESE LEVEL 5	255	17507	10443	3545	1983	690	337	34507	19962	54470	3364	57834
ESE		829369	219772	74601	41740	14522	7093	1187099	419956	1607056	70790	1677846
VOCATIONAL, 6-12	300	300456	75616	25667	14361	4996	2440	423539	144533	568072	24358	592431
VOCATIONAL PGM		300456	75616	25667	14361	4996	2440	423539	144533	568072	24358	592431
TOTAL FOR FEFP		6070825	1642577	557572	311964	108540	53015	8744495	3138661	11883157	529083	12412241
FOOD SERVICE									234		2697	
TRANSPORTATION									727802		53213	

THOSE COSTS REPORTED IN THE COLUMN TITLED -SCHOOL INDIRECT- ARE DERIVED FROM TWO SOURCES: A) EXPENDITURES RECORDED BY SCHOOL AND B) SCHOOL LEVEL EXPENDITURES CENTRALLY RECORDED. FUNCTIONALLY DISTRIBUTED, THESE COSTS ARE AS REPORTED BELOW.

6100 PUPIL PERSONNEL	408479	6400 INSTR STAFF TRAINING	15263	7700 CENTRAL SERVICES	94472
6200 INSTRUCTIONAL MEDIA	135959	7300 SCHOOL ADMINISTRATION	894777	7900 OPERATION OF PLANT	732320
6300 INSTR & CURR DEVLPMNT	262952	7400 FACILITIES ACQ-CONSTR	31994	8100 MAINTENANCE OF PLANT	417393
				8200 ADMIN. TECH. SERVICES	106736
				6500 INSTR. TECH. SERVICES	38310

FUND- 1
 SCHL- 0642 FWBHS SUCCESS ACADEMY

PROGRAM CATEGORY	NBR	SALARIES	BENEFITS	PURCHASED SERVICES	DIRECT MATERIAL SUPPLIES	OTHER EXPENSES	CAPITAL OUTLAY	TOTAL DIRECT	SCHOOL INDIRECT	SCHOOL COST	DISTRICT INDIRECT	TOTAL
9-12 BASIC	103	68996	13332	185	21657	2685	100	106957	174164	281122	6856	287978
BASIC		68996	13332	185	21657	2685	100	106957	174164	281122	6856	287978
9-12 BASIC W/ES	113	20010	3792	52	6160	763	28	30808	49538	80346	1950	82296
ESE		20010	3792	52	6160	763	28	30808	49538	80346	1950	82296
VOCATIONAL, 6-12	300	14448	2955	41	4800	595	22	22862	38604	61466	1519	62986
VOCATIONAL PGM		14448	2955	41	4800	595	22	22862	38604	61466	1519	62986
TOTAL FOR FEFP		103455	20079	280	32617	4044	151	160628	262306	422935	10325	433260
FOOD SERVICE											90	
TRANSPORTATION											276	

THOSE COSTS REPORTED IN THE COLUMN TITLED -SCHOOL INDIRECT- ARE DERIVED FROM TWO SOURCES: A) EXPENDITURES RECORDED BY SCHOOL AND B) SCHOOL LEVEL EXPENDITURES CENTRALLY RECORDED. FUNCTIONALLY DISTRIBUTED, THESE COSTS ARE AS REPORTED BELOW.

6100 PUPIL PERSONNEL	703	6400 INSTR STAFF TRAINING	288	7700 CENTRAL SERVICES	1843
6200 INSTRUCTIONAL MEDIA	75	7300 SCHOOL ADMINISTRATION	76305	7900 OPERATION OF PLANT	172937
6300 INSTR & CURR DEVLPMNT	2055	7400 FACILITIES ACQ-CONSTR		8100 MAINTENANCE OF PLANT	5282
				8200 ADMIN. TECH. SERVICES	2082
				6500 INSTR. TECH. SERVICES	732

FUND- 1
 SCHL- 0651 BRUNER MIDDLE SCHOOL

PROGRAM	NBR	SALARIES	BENEFITS	PURCHASED SERVICES	DIRECT MATERIAL SUPPLIES	OTHER EXPENSES	CAPITAL OUTLAY	TOTAL DIRECT	SCHOOL INDIRECT	SCHOOL COST	DISTRICT INDIRECT	TOTAL
4-8 BASIC	102	2120118	563881	209609	53016	29649	6519	2982794	1380783	4363577	185200	4548777
9-12 BASIC	103											
BASIC		2120118	563881	209609	53016	29649	6519	2982794	1380783	4363577	185200	4548777
ESOL	130	92581	24806	9221	2332	1304	286	130533	60744	191277	8147	199425
ESOL		92581	24806	9221	2332	1304	286	130533	60744	191277	8147	199425
PK-3 BASIC W/ES	111											
4-8 BASIC W/ESE	112	703750	184278	68501	17326	9689	2130	985676	451245	1436921	60524	1497445
ESE LEVEL 4	254	4416	1404	521	132	73	16	6565	3438	10003	461	10464
ESE LEVEL 5	255	5990	13613	5060	1279	715	157	26817	33335	60153	4471	64624
ESE		714158	199296	74083	18738	10479	2304	1019059	488019	1507078	65456	1572534
TOTAL FOR FEFP		2926858	787984	292913	74087	41432	9110	4132386	1929547	6061933	258803	6320737
FOOD SERVICE									2306		1311	
TRANSPORTATION									348639		25864	

THOSE COSTS REPORTED IN THE COLUMN TITLED -SCHOOL INDIRECT- ARE DERIVED FROM TWO SOURCES: A) EXPENDITURES RECORDED BY SCHOOL AND B) SCHOOL LEVEL EXPENDITURES CENTRALLY RECORDED. FUNCTIONALLY DISTRIBUTED, THESE COSTS ARE AS REPORTED BELOW.

6100 PUPIL PERSONNEL	266741	6400 INSTR STAFF TRAINING	15569	7700 CENTRAL SERVICES	46207
6200 INSTRUCTIONAL MEDIA	100130	7300 SCHOOL ADMINISTRATION	561564	7900 OPERATION OF PLANT	557694
6300 INSTR & CURR DEVLPMNT	119958	7400 FACILITIES ACQ-CONSTR		8100 MAINTENANCE OF PLANT	190210
				8200 ADMIN. TECH. SERVICES	52205
				6500 INSTR. TECH. SERVICES	19266

FUND- 1
 SCHL- 0671 LEWIS MIDDLE SCHOOL

PROGRAM	NBR	SALARIES	BENEFITS	PURCHASED SERVICES	DIRECT MATERIAL SUPPLIES	OTHER EXPENSES	CAPITAL OUTLAY	TOTAL DIRECT	SCHOOL INDIRECT	SCHOOL COST	DISTRICT INDIRECT	TOTAL
4-8 BASIC	102	1735353	436933	155920	40750	30532	17211	2416702	1163252	3579954	134549	3714504
BASIC		1735353	436933	155920	40750	30532	17211	2416702	1163252	3579954	134549	3714504
ESOL	130	21043	5505	1964	513	384	216	29628	14657	44286	1695	45981
ESOL		21043	5505	1964	513	384	216	29628	14657	44286	1695	45981
4-8 BASIC W/ESE	112	486514	134043	47833	12501	9366	5280	695541	356866	1052407	41277	1093685
ESE LEVEL 4	254	371	1882	671	175	131	74	3307	5012	8319	579	8899
ESE LEVEL 5	255	8115	2624	936	244	183	103	12207	6986	19194	808	20003
ESE		495001	138550	49442	12922	9681	5457	711056	368865	1079922	42665	1122587
TOTAL FOR FEFP		2251399	580989	207327	54186	40598	22886	3157387	1546775	4704163	178910	4883073
FOOD SERVICE									2187		863	
TRANSPORTATION									230960		17026	

THOSE COSTS REPORTED IN THE COLUMN TITLED -SCHOOL INDIRECT- ARE DERIVED FROM TWO SOURCES: A) EXPENDITURES RECORDED BY SCHOOL AND B) SCHOOL LEVEL EXPENDITURES CENTRALLY RECORDED. FUNCTIONALLY DISTRIBUTED, THESE COSTS ARE AS REPORTED BELOW.

6100 PUPIL PERSONNEL	179427	6400 INSTR STAFF TRAINING	5289	7700 CENTRAL SERVICES	31942
6200 INSTRUCTIONAL MEDIA	75477	7300 SCHOOL ADMINISTRATION	431581	7900 OPERATION OF PLANT	420932
6300 INSTR & CURR DEVLPMNT	86951	7400 FACILITIES ACQ-CONSTR		8100 MAINTENANCE OF PLANT	260954
				8200 ADMIN. TECH. SERVICES	36089
				6500 INSTR. TECH. SERVICES	18130

FUND- 1
 SCHL- 0681 LONGWOOD ELEMENTARY SCHOOL

PROGRAM	NBR	SALARIES	BENEFITS	PURCHASED SERVICES	DIRECT MATERIAL SUPPLIES	OTHER EXPENSES	CAPITAL OUTLAY	TOTAL DIRECT	SCHOOL INDIRECT	SCHOOL COST	DISTRICT INDIRECT	TOTAL
K-3 BASIC	101	694194	168113	62236	18678	15975	1419	960618	323850	1284469	58169	1342638
4-8 BASIC	102	281062	83710	30990	9300	7954	707	413725	174925	588651	29721	618373
BASIC		975257	251823	93227	27978	23930	2127	1374344	498775	1873120	87891	1961011
ESOL	130	38268	9178	3398	1019	872	77	52814	17848	70662	3185	73847
ESOL		38268	9178	3398	1019	872	77	52814	17848	70662	3185	73847
PK-3 BASIC W/ES	111	469956	117122	43359	13012	11130	989	655570	238567	894138	41242	935380
4-8 BASIC W/ESE	112	165737	40525	15002	4502	3851	342	229961	84683	314645	14388	329034
ESE LEVEL 4	254	64651	15599	5774	1733	1482	131	89372	32596	121969	5538	127507
ESE LEVEL 5	255	28750	6692	2477	743	635	56	39356	13984	53340	2376	55717
ESE		729095	179939	66614	19992	17099	1519	1014261	369832	1384093	63546	1447639
TOTAL FOR FEFP		1742620	440942	163240	48990	41902	3724	2441420	886456	3327877	154622	3482499
FOOD SERVICE									817		575	
TRANSPORTATION									155015		11350	

THOSE COSTS REPORTED IN THE COLUMN TITLED -SCHOOL INDIRECT- ARE DERIVED FROM TWO SOURCES: A) EXPENDITURES RECORDED BY SCHOOL AND B) SCHOOL LEVEL EXPENDITURES CENTRALLY RECORDED. FUNCTIONALLY DISTRIBUTED, THESE COSTS ARE AS REPORTED BELOW.

6100 PUPIL PERSONNEL	103398	6400 INSTR STAFF TRAINING	7715	7700 CENTRAL SERVICES	27952
6200 INSTRUCTIONAL MEDIA	98663	7300 SCHOOL ADMINISTRATION	256530	7900 OPERATION OF PLANT	221384
6300 INSTR & CURR DEVLPMNT	32640	7400 FACILITIES ACQ-CONSTR		8100 MAINTENANCE OF PLANT	95478
				8200 ADMIN. TECH. SERVICES	31580
				6500 INSTR. TECH. SERVICES	11112

FUND- 1
 SCHL- 0701 OKALOOSA APPLIED TECHNOLOGY CR

PROGRAM CATEGORY	NBR	SALARIES	BENEFITS	PURCHASED SERVICES	DIRECT MATERIAL SUPPLIES	OTHER EXPENSES	CAPITAL OUTLAY	TOTAL DIRECT	SCHOOL INDIRECT	SCHOOL COST	DISTRICT INDIRECT	TOTAL
9-12 BASIC	103	161309	17287	18702	3092	3537	2218	206148	40441	246589	10835	257425
BASIC		161309	17287	18702	3092	3537	2218	206148	40441	246589	10835	257425
ESOL	130	431	49	53	8	10	6	558	114	673	30	704
ESOL		431	49	53	8	10	6	558	114	673	30	704
4-8 BASIC W/ESE	112	25212	2781	3009	497	569	357	32428	6507	38936	1743	40680
9-12 BASIC W/ES	113	163535	44391	20958	3758	4407	3064	240116	115248	355364	11292	366657
ESE		188748	47173	23968	4255	4976	3421	272544	121756	394301	13035	407337
VOCATIONAL, 6-12	300	441289	135228	63846	11447	13425	9336	674574	351081	1025655	34399	1060055
VOCATIONAL PGM		441289	135228	63846	11447	13425	9336	674574	351081	1025655	34399	1060055
CONTINUING WORK	341	198091	55165	26045	4670	5476	3808	293258	143220	436478	14032	450511
ADULT-VOC		198091	55165	26045	4670	5476	3808	293258	143220	436478	14032	450511
AGRISCIENCE & N	351	53916	12949	6113	1096	1285	894	76255	33619	109875	3294	113169
BUSINESS EDUCAT	352	64581	16489	7785	1395	1637	1138	93027	42809	135836	4194	140030
HEALTH SCIENCE	354	310505	74969	35395	6346	7443	5175	439836	194636	634472	19070	653543
INDUSTRIAL	355	384631	110779	52303	9378	10998	7648	575739	287606	863346	28180	891526
ADULT PGM		813634	215188	101598	18217	21364	14856	1184858	558672	1743530	54739	1798270
TOTAL FOR FEFP		1803505	470091	234214	41691	48791	33648	2631943	1215286	3847230	127073	3974303
FOOD SERVICE											260	
TRANSPORTATION									68101		5139	

THOSE COSTS REPORTED IN THE COLUMN TITLED -SCHOOL INDIRECT- ARE DERIVED FROM TWO SOURCES: A) EXPENDITURES RECORDED BY SCHOOL AND B) SCHOOL LEVEL EXPENDITURES CENTRALLY RECORDED. FUNCTIONALLY DISTRIBUTED, THESE COSTS ARE AS REPORTED BELOW.

6100 PUPIL PERSONNEL	20220	6400 INSTR STAFF TRAINING	4133	7700 CENTRAL SERVICES	22687
6200 INSTRUCTIONAL MEDIA	930	7300 SCHOOL ADMINISTRATION	414568	7900 OPERATION OF PLANT	456919
6300 INSTR & CURR DEVLPMNT	116403	7400 FACILITIES ACQ-CONSTR	1731	8100 MAINTENANCE OF PLANT	121115
				8200 ADMIN. TECH. SERVICES	25633
				6500 INSTR. TECH. SERVICES	30943

FUND- 1
 SCHL- 0731 WALKER ELEMENTARY

PROGRAM CATEGORY	NBR	----- DIRECT -----						TOTAL DIRECT	SCHOOL INDIRECT	SCHOOL COST	DISTRICT INDIRECT	TOTAL
		SALARIES	BENEFITS	PURCHASED SERVICES	MATERIAL SUPPLIES	OTHER EXPENSES	CAPITAL OUTLAY					
K-3 BASIC	101	1577000	417262	107210	39311	25523	5958	2172267	576350	2748617	118036	2866654
4-8 BASIC	102	542788	181957	46751	17142	11129	2598	802368	278731	1081099	52881	1133981
BASIC		2119788	599220	153962	56454	36653	8557	2974635	855082	3829717	170918	4000636
ESOL	130	5303	1889	485	177	115	26	7998	2574	10573	532	11105
ESOL		5303	1889	485	177	115	26	7998	2574	10573	532	11105
PK-3 BASIC W/ES	111	510694	132810	34124	12512	8123	1896	700162	189709	889872	37892	927764
4-8 BASIC W/ESE	112	285683	76289	19601	7187	4666	1089	394517	116438	510955	22149	533105
ESE LEVEL 4	254	21921	5365	1378	505	328	76	29575	8080	37655	1552	39207
ESE LEVEL 5	255	6963	1934	497	182	118	27	9722	2963	12685	562	13248
ESE		825262	216399	55601	20387	13236	3090	1133977	317191	1451169	62156	1513325
TOTAL FOR FEFP		2950354	817508	210049	77019	50005	11674	4116611	1174848	5291459	233607	5525067
FOOD SERVICE									1453		1073	
TRANSPORTATION									283781		21184	

THOSE COSTS REPORTED IN THE COLUMN TITLED -SCHOOL INDIRECT- ARE DERIVED FROM TWO SOURCES: A) EXPENDITURES RECORDED BY SCHOOL AND B) SCHOOL LEVEL EXPENDITURES CENTRALLY RECORDED. FUNCTIONALLY DISTRIBUTED, THESE COSTS ARE AS REPORTED BELOW.

6100 PUPIL PERSONNEL	150537	6400 INSTR STAFF TRAINING	6633	7700 CENTRAL SERVICES	42419
6200 INSTRUCTIONAL MEDIA	99290	7300 SCHOOL ADMINISTRATION	264888	7900 OPERATION OF PLANT	368229
6300 INSTR & CURR DEVLPMNT	48633	7400 FACILITIES ACQ-CONSTR		8100 MAINTENANCE OF PLANT	129425
				8200 ADMIN. TECH. SERVICES	47926
				6500 INSTR. TECH. SERVICES	16864

FUND- 1
 SCHL- 0741 BLUEWATER ELEMENTARY

PROGRAM CATEGORY	NBR	DIRECT						TOTAL DIRECT	SCHOOL INDIRECT	SCHOOL COST	DISTRICT INDIRECT	TOTAL
		SALARIES	BENEFITS	PURCHASED SERVICES	MATERIAL SUPPLIES	OTHER EXPENSES	CAPITAL OUTLAY					
K-3 BASIC	101	1134281	298091	66589	43195	26284	3266	1571708	608160	2179868	100297	2280166
4-8 BASIC	102	510064	124262	27758	18006	10956	1361	692411	283439	975850	42977	1018828
9-12 BASIC	103											
BASIC		1644346	422353	94348	61201	37240	4628	2264120	891599	3155719	143274	3298994
ESOL	130	6179	1803	402	261	159	19	8825	3804	12630	611	13241
ESOL		6179	1803	402	261	159	19	8825	3804	12630	611	13241
PK-3 BASIC W/ES	111	388699	116389	25999	16865	10262	1275	559491	247851	807343	39566	846909
4-8 BASIC W/ESE	112	236091	50860	11361	7370	4484	557	310725	116011	426737	17590	444327
ESE LEVEL 4	254	1232	825	184	119	72	9	2443	1882	4326	285	4611
ESE		626022	168075	37546	24355	14819	1841	872661	365745	1238406	57442	1295849
TOTAL FOR FEFP		2276547	592232	132297	85818	52219	6490	3145606	1261150	4406756	201328	4608085
FOOD SERVICE									1149		917	
TRANSPORTATION									245002		18099	

THOSE COSTS REPORTED IN THE COLUMN TITLED -SCHOOL INDIRECT- ARE DERIVED FROM TWO SOURCES: A) EXPENDITURES RECORDED BY SCHOOL AND B) SCHOOL LEVEL EXPENDITURES CENTRALLY RECORDED. FUNCTIONALLY DISTRIBUTED, THESE COSTS ARE AS REPORTED BELOW.

6100 PUPIL PERSONNEL	120844	6400 INSTR STAFF TRAINING	10136	7700 CENTRAL SERVICES	36570
6200 INSTRUCTIONAL MEDIA	92030	7300 SCHOOL ADMINISTRATION	325604	7900 OPERATION OF PLANT	446040
6300 INSTR & CURR DEVLPMNT	41848	7400 FACILITIES ACQ-CONSTR		8100 MAINTENANCE OF PLANT	117751
				8200 ADMIN. TECH. SERVICES	41317
				6500 INSTR. TECH. SERVICES	29004

FUND- 1
 SCHL- 0751 ANTIOCH ELEMENTARY

PROGRAM CATEGORY	NBR	SALARIES	BENEFITS	PURCHASED SERVICES	DIRECT MATERIAL SUPPLIES	OTHER EXPENSES	CAPITAL OUTLAY	TOTAL DIRECT	SCHOOL INDIRECT	SCHOOL COST	DISTRICT INDIRECT	TOTAL
K-3 BASIC	101	1557908	408940	104999	52087	22142	1972	2148050	612012	2760063	119333	2879396
4-8 BASIC	102	641335	175147	44970	22308	9483	844	894090	290659	1184750	52547	1237298
BASIC		2199244	584087	149970	74396	31625	2816	3042141	902672	3944814	171880	4116695
ESOL	130	30387	8051	2067	1025	435	38	42007	11897	53904	2341	56246
ESOL		30387	8051	2067	1025	435	38	42007	11897	53904	2341	56246
PK-3 BASIC W/ES	111	617094	158062	40584	20132	8558	762	845195	244408	1089603	46520	1136123
4-8 BASIC W/ESE	112	258735	62261	15986	7930	3371	300	348585	103324	451910	18679	470589
ESE LEVEL 4	254	50716	14244	3657	1814	771	68	71271	23638	94910	4273	99184
ESE		926546	234569	60227	29877	12700	1131	1265052	371371	1636424	69473	1705897
TOTAL FOR FEFP		3156178	826708	212265	105299	44762	3987	4349201	1285940	5635142	243696	5878839
FOOD SERVICE									1231		1202	
TRANSPORTATION									322146		23713	

THOSE COSTS REPORTED IN THE COLUMN TITLED -SCHOOL INDIRECT- ARE DERIVED FROM TWO SOURCES: A) EXPENDITURES RECORDED BY SCHOOL AND B) SCHOOL LEVEL EXPENDITURES CENTRALLY RECORDED. FUNCTIONALLY DISTRIBUTED, THESE COSTS ARE AS REPORTED BELOW.

6100 PUPIL PERSONNEL	172620	6400 INSTR STAFF TRAINING	6920	7700 CENTRAL SERVICES	44283
6200 INSTRUCTIONAL MEDIA	92331	7300 SCHOOL ADMINISTRATION	324978	7900 OPERATION OF PLANT	342111
6300 INSTR & CURR DEVLPMNT	50537	7400 FACILITIES ACQ-CONSTR	32020	8100 MAINTENANCE OF PLANT	152498
				8200 ADMIN. TECH. SERVICES	50032
				6500 INSTR. TECH. SERVICES	17605

FUND- 1
 SCHL- 0761 DAVIDSON MIDDLE SCHOOL

PROGRAM	NBR	SALARIES	BENEFITS	PURCHASED SERVICES	DIRECT MATERIAL SUPPLIES	OTHER EXPENSES	CAPITAL OUTLAY	TOTAL DIRECT	SCHOOL INDIRECT	SCHOOL COST	DISTRICT INDIRECT	TOTAL
4-8 BASIC	102	2162776	602185	154555	55647	52120	19435	3046720	1295518	4342239	176951	4519190
BASIC		2162776	602185	154555	55647	52120	19435	3046720	1295518	4342239	176951	4519190
ESOL	130	20218	5425	1392	501	469	175	28183	11672	39855	1594	41450
ESOL		20218	5425	1392	501	469	175	28183	11672	39855	1594	41450
4-8 BASIC W/ESE	112	723520	190185	48812	17574	16461	6138	1002693	409158	1411851	55885	1467737
ESE LEVEL 4	254	27261	6666	1710	616	576	215	37046	14341	51388	1958	53347
ESE LEVEL 5	255	13760	3661	939	338	316	118	19135	7878	27013	1076	28089
ESE		764541	200514	51463	18529	17354	6471	1058875	431378	1490254	58920	1549174
TOTAL FOR FEPP		2947536	808125	207412	74677	69945	26082	4133779	1738569	5872349	237466	6109816
FOOD SERVICE									1749		1282	
TRANSPORTATION									355977		25295	

THOSE COSTS REPORTED IN THE COLUMN TITLED -SCHOOL INDIRECT- ARE DERIVED FROM TWO SOURCES: A) EXPENDITURES RECORDED BY SCHOOL AND B) SCHOOL LEVEL EXPENDITURES CENTRALLY RECORDED. FUNCTIONALLY DISTRIBUTED, THESE COSTS ARE AS REPORTED BELOW.

6100 PUPIL PERSONNEL	171042	6400 INSTR STAFF TRAINING	7359	7700 CENTRAL SERVICES	42397
6200 INSTRUCTIONAL MEDIA	128983	7300 SCHOOL ADMINISTRATION	585951	7900 OPERATION OF PLANT	424335
6300 INSTR & CURR DEVLPMNT	133164	7400 FACILITIES ACQ-CONSTR		8100 MAINTENANCE OF PLANT	180577
				8200 ADMIN. TECH. SERVICES	47901
				6500 INSTR. TECH. SERVICES	16855

FUND- 1
 SCHL- 0771 DESTIN MIDDLE SCHOOL

PROGRAM	NBR	SALARIES	BENEFITS	PURCHASED SERVICES	DIRECT MATERIAL SUPPLIES	OTHER EXPENSES	CAPITAL OUTLAY	TOTAL DIRECT	SCHOOL INDIRECT	SCHOOL COST	DISTRICT INDIRECT	TOTAL
4-8 BASIC	102	1410037	368792	138141	68755	33169	5222	2024119	1060095	3084215	125365	3209581
BASIC		1410037	368792	138141	68755	33169	5222	2024119	1060095	3084215	125365	3209581
ESOL	130	23620	7403	2773	1380	665	104	35948	21281	57229	2516	59746
ESOL		23620	7403	2773	1380	665	104	35948	21281	57229	2516	59746
4-8 BASIC W/ESE	112	441416	113727	42599	21202	10228	1610	630785	326908	957694	38659	996354
ESE LEVEL 5	255											
ESE		441416	113727	42599	21202	10228	1610	630785	326908	957694	38659	996354
TOTAL FOR FEFP		1875075	489923	183514	91337	44063	6938	2690853	1408285	4099139	166542	4265681
FOOD SERVICE									1476		822	
TRANSPORTATION									218605		16232	

THOSE COSTS REPORTED IN THE COLUMN TITLED -SCHOOL INDIRECT- ARE DERIVED FROM TWO SOURCES: A) EXPENDITURES RECORDED BY SCHOOL AND B) SCHOOL LEVEL EXPENDITURES CENTRALLY RECORDED. FUNCTIONALLY DISTRIBUTED, THESE COSTS ARE AS REPORTED BELOW.

6100 PUPIL PERSONNEL	219172	6400 INSTR STAFF TRAINING	5490	7700 CENTRAL SERVICES	29734
6200 INSTRUCTIONAL MEDIA	107148	7300 SCHOOL ADMINISTRATION	443391	7900 OPERATION OF PLANT	300913
6300 INSTR & CURR DEVLPMNT	95257	7400 FACILITIES ACQ-CONSTR		8100 MAINTENANCE OF PLANT	161761
				8200 ADMIN. TECH. SERVICES	33594
				6500 INSTR. TECH. SERVICES	11821

FUND- 1
 SCHL- 0781 ECCI - SOUTH

PROGRAM CATEGORY	NBR	SALARIES	BENEFITS	PURCHASED SERVICES	DIRECT MATERIAL SUPPLIES	OTHER EXPENSES	CAPITAL OUTLAY	TOTAL DIRECT	SCHOOL INDIRECT	SCHOOL COST	DISTRICT INDIRECT	TOTAL
4-8 BASIC	102	99364	25937	33301	4172	3395	6734	172906	55632	228539	9886	238426
9-12 BASIC	103	64959	20199	25934	3249	2644	5244	122230	43324	165555	7699	173254
BASIC		164324	46137	59235	7422	6040	11978	295137	98957	394094	17586	411680
ESOL	130	538	115	147	18	15	29	865	247	1112	43	1156
ESOL		538	115	147	18	15	29	865	247	1112	43	1156
4-8 BASIC W/ESE	112	92042	22699	29144	3651	2971	5893	156403	48687	205091	8652	213744
9-12 BASIC W/ES	113	50548	14691	18862	2363	1923	3814	92203	31511	123714	5599	129314
ESE LEVEL 5	255	12220	2154	2766	346	282	559	18330	4621	22951	821	23773
ESE		154811	39546	50773	6361	5177	10267	266937	84820	351757	15073	366831
TOTAL FOR FEFP		319674	85798	110157	13802	11232	22275	562940	184024	746964	32703	779668
FOOD SERVICE											96	
TRANSPORTATION									27030		1905	

THOSE COSTS REPORTED IN THE COLUMN TITLED -SCHOOL INDIRECT- ARE DERIVED FROM TWO SOURCES: A) EXPENDITURES RECORDED BY SCHOOL AND B) SCHOOL LEVEL EXPENDITURES CENTRALLY RECORDED. FUNCTIONALLY DISTRIBUTED, THESE COSTS ARE AS REPORTED BELOW.

6100 PUPIL PERSONNEL	5596	6400 INSTR STAFF TRAINING	912	7700 CENTRAL SERVICES	5838
6200 INSTRUCTIONAL MEDIA	239	7300 SCHOOL ADMINISTRATION	75275	7900 OPERATION OF PLANT	60592
6300 INSTR & CURR DEVLPMNT	9577	7400 FACILITIES ACQ-CONSTR		8100 MAINTENANCE OF PLANT	17073
				8200 ADMIN. TECH. SERVICES	6596
				6500 INSTR. TECH. SERVICES	2321

FUND- 1
 SCHL- 0791 ECCI - NORTH

PROGRAM CATEGORY	NBR	SALARIES	BENEFITS	PURCHASED SERVICES	DIRECT MATERIAL SUPPLIES	OTHER EXPENSES	CAPITAL OUTLAY	TOTAL DIRECT	SCHOOL INDIRECT	SCHOOL COST	DISTRICT INDIRECT	TOTAL
4-8 BASIC	102	42752	12927	29639	3239	2646	8346	99552	47427	146980	5503	152483
9-12 BASIC	103	22920	7015	16085	1758	1436	4529	53745	25738	79484	2986	82471
BASIC		65673	19943	45724	4997	4083	12875	153297	73166	226464	8489	234954
ESOL	130	906	288	662	72	59	186	2175	1059	3235	122	3358
ESOL		906	288	662	72	59	186	2175	1059	3235	122	3358
4-8 BASIC W/ESE 112		25897	7768	17812	1946	1590	5015	60031	28502	88533	3307	91840
9-12 BASIC W/ES 113		11629	3621	8302	907	741	2337	27540	13285	40826	1541	42368
ESE		37526	11390	26114	2854	2332	7353	87571	41787	129359	4848	134208
TOTAL FOR FEFP		104106	31622	72502	7923	6474	20415	243045	116014	359059	13461	372521
FOOD SERVICE											51	
TRANSPORTATION									20007		1016	

THOSE COSTS REPORTED IN THE COLUMN TITLED -SCHOOL INDIRECT- ARE DERIVED FROM TWO SOURCES: A) EXPENDITURES RECORDED BY SCHOOL AND B) SCHOOL LEVEL EXPENDITURES CENTRALLY RECORDED. FUNCTIONALLY DISTRIBUTED, THESE COSTS ARE AS REPORTED BELOW.

6100 PUPIL PERSONNEL	916	6400 INSTR STAFF TRAINING	375	7700 CENTRAL SERVICES	2403
6200 INSTRUCTIONAL MEDIA	98	7300 SCHOOL ADMINISTRATION	64486	7900 OPERATION OF PLANT	34354
6300 INSTR & CURR DEVLPMNT	2679	7400 FACILITIES ACQ-CONSTR		8100 MAINTENANCE OF PLANT	7027
				8200 ADMIN. TECH. SERVICES	2715
				6500 INSTR. TECH. SERVICES	955

FUND- 1
 SCHL- 7004 OKALOOSA ON-LINE

----- PROGRAM -----	NBR	SALARIES	BENEFITS	----- DIRECT -----	PURCHASED SERVICES	MATERIAL SUPPLIES	OTHER EXPENSES	CAPITAL OUTLAY	TOTAL DIRECT	SCHOOL INDIRECT	SCHOOL COST	DISTRICT INDIRECT	TOTAL
4-8 BASIC	102	36760	7987		30885	96	3	325	76059	37520	113580	1361	114941
9-12 BASIC	103	80665	17779		68744	215	8	724	168136	83514	251650	3030	254681
BASIC		117426	25766		99629	311	11	1050	244196	121034	365231	4392	369623
TOTAL FOR FEFP		117426	25766		99629	311	11	1050	244196	121034	365231	4392	369623
FOOD SERVICE												65	
TRANSPORTATION												201	

THOSE COSTS REPORTED IN THE COLUMN TITLED -SCHOOL INDIRECT- ARE DERIVED FROM TWO SOURCES: A) EXPENDITURES RECORDED BY SCHOOL AND B) SCHOOL LEVEL EXPENDITURES CENTRALLY RECORDED. FUNCTIONALLY DISTRIBUTED, THESE COSTS ARE AS REPORTED BELOW.

6100 PUPIL PERSONNEL	299	6400 INSTR STAFF TRAINING	122	7700 CENTRAL SERVICES	784
6200 INSTRUCTIONAL MEDIA	32	7300 SCHOOL ADMINISTRATION	114469	7900 OPERATION OF PLANT	1008
6300 INSTR & CURR DEVLPMNT	874	7400 FACILITIES ACQ-CONSTR		8100 MAINTENANCE OF PLANT	2246
				8200 ADMIN. TECH. SERVICES	885
				6500 INSTR. TECH. SERVICES	311

FUND- 1
 SCHL- 9800 OKALOOSA ACADEMY

** CHARTER SCHOOL **

PROGRAM CATEGORY	NBR	SALARIES	BENEFITS	DIRECT				TOTAL DIRECT	SCHOOL INDIRECT	SCHOOL COST	DISTRICT INDIRECT	TOTAL
				PURCHASED SERVICES	MATERIAL SUPPLIES	OTHER EXPENSES	CAPITAL OUTLAY					
Ctrl Function	Amount	Function	Amount	Function	Amount	Function	Amount					
4000 6100	177634	6200		6300		6400	629					
4001 7100	10728	7200	98956	7300	236666	7400	268359					
4002 7500	133190	7600	89139	7700	123625	7800	160467					
4003 7900	116306	8100		8200		6500						
				6552				6552	11194	17746	17746	
K-3 BASIC	101			27957	8658	1914	494	212298	274032	486330	486330	
4-8 BASIC	102	148461	24814	47811	14807	3274	845	363063	543749	906812	906812	
9-12 BASIC	103	253890	42436									
BASIC		402351	67250	82320	23465	5188	1339	581913	828975	1410888	1410888	
ESOL	130	1291	216	243	75	17	4	1846	3965	5811	5811	
ESOL		1291	216	243	75	17	4	1846	3965	5811	5811	
4-8 BASIC W/ESE	112	64548	10789	12155	3765	832	215	92304	114510	206814	206814	
9-12 BASIC W/ES	113	107580	17981	20259	6274	1387	358	153839	207798	361637	361637	
ESE		172128	28770	32414	10039	2219	573	246143	322308	568451	568451	
VOCATIONAL, 6-12	300	5164	863	972	301	67	17	7384	10845	18229	18229	
VOCATIONAL PGM		5164	863	972	301	67	17	7384	10845	18229	18229	
TOTAL FOR FEFP		580934	97099	115949	33880	7491	1933	837286	1166093	2003379	2003379	

FOOD SERVICE
 TRANSPORTATION

THOSE COSTS REPORTED IN THE COLUMN TITLED -SCHOOL INDIRECT- ARE DERIVED FROM TWO SOURCES: A) EXPENDITURES RECORDED BY SCHOOL AND B) SCHOOL LEVEL EXPENDITURES CENTRALLY RECORDED. FUNCTIONALLY DISTRIBUTED, THESE COSTS ARE AS REPORTED BELOW.

6100 PUPIL PERSONNEL	177634	6400 INSTR STAFF TRAINING	629	7700 CENTRAL SERVICES	123625
6200 INSTRUCTIONAL MEDIA		7300 SCHOOL ADMINISTRATION	236666	7900 OPERATION OF PLANT	116306
6300 INSTR & CURR DEVLPMNT		7400 FACILITIES ACQ-CONSTR	268359	8100 MAINTENANCE OF PLANT	
				8200 ADMIN. TECH. SERVICES	
				6500 INSTR. TECH. SERVICES	

FUND- 1
 SCHL- 9805 OWC CHARTER HIGH SCHOOL

** CHARTER SCHOOL **

PROGRAM CATEGORY	NBR	DIRECT					TOTAL DIRECT	SCHOOL INDIRECT	SCHOOL COST	DISTRICT INDIRECT	TOTAL
		SALARIES	BENEFITS	PURCHASED SERVICES	MATERIAL SUPPLIES	OTHER EXPENSES					
Ctrl Function	Amount	Function	Amount	Function	Amount	Function	Amount				
4000 6100		6200		6300		6400					
4001 7100		7200		7300	320611	7400					
4002 7500		7600		7700		7800	86555				
4003 7900		8100		8200		6500					
9-12 BASIC	103	475445	106540	267281	124860		10387	984513	317725	1302238	1302238
BASIC		475445	106540	267281	124860		10387	984513	317725	1302238	1302238
9-12 BASIC W/ES	113	4318	968	2427	1134		94	8941	2885	11826	11826
ESE		4318	968	2427	1134		94	8941	2885	11826	11826
TOTAL FOR FEFP		479763	107508	269708	125994		10481	993454	320610	1314064	1314064

FOOD SERVICE
 TRANSPORTATION

THOSE COSTS REPORTED IN THE COLUMN TITLED -SCHOOL INDIRECT- ARE DERIVED FROM TWO SOURCES: A) EXPENDITURES RECORDED BY SCHOOL AND B) SCHOOL LEVEL EXPENDITURES CENTRALLY RECORDED. FUNCTIONALLY DISTRIBUTED, THESE COSTS ARE AS REPORTED BELOW.

- | | | |
|----------------------------|----------------------------|----------------------------|
| 6100 PUPIL PERSONNEL | 6400 INSTR STAFF TRAINING | 7700 CENTRAL SERVICES |
| 6200 INSTRUCTIONAL MEDIA | 7300 SCHOOL ADMINISTRATION | 7900 OPERATION OF PLANT |
| 6300 INSTR & CURR DEVLPMNT | 7400 FACILITIES ACQ-CONSTR | 8100 MAINTENANCE OF PLANT |
| | | 8200 ADMIN. TECH. SERVICES |
| | | 6500 INSTR. TECH. SERVICES |

320611

FUND- 1
 SCHL- 9807 LIZA JACKSON PREP SCHOOL

** CHARTER SCHOOL **

PROGRAM CATEGORY	NBR	PURCHASED		DIRECT		OTHER EXPENSES	CAPITAL OUTLAY	TOTAL DIRECT	SCHOOL INDIRECT	SCHOOL COST	DISTRICT INDIRECT	TOTAL
		SALARIES	BENEFITS	SERVICES	MATERIAL SUPPLIES							
Ctrl	Function	Amount	Function	Amount	Function	Amount						
4000	6100	47246	6200	33315	6300	213752	6400	39770				
4001	7100	30350	7200	80666	7300	387527	7400	55220				
4002	7500	79619	7600	198675	7700	33296	7800	211857				
4003	7900	946311	8100	10023	8200		6500					
K-3 BASIC	101	647377	160795	11005	43423	17093	12557	892250	602981	1495231		1495231
4-8 BASIC	102	1182403	293685	20099	79310	31220	22935	1629652	1091863	2721515		2721515
BASIC		1829780	454480	31104	122733	48313	35492	2521902	1694844	4216746		4216746
ESOL	130	1462	363	25	98	39	28	2015	1370	3385		3385
ESOL		1462	363	25	98	39	28	2015	1370	3385		3385
PK-3 BASIC W/ES 111		89797	22304	1526	6023	2371	1742	123763	88656	212419		212419
4-8 BASIC W/ESE 112		167065	41496	2840	11206	4411	3241	230259	172224	402483		402483
ESE		256862	63800	4366	17229	6782	4983	354022	260880	614902		614902
TOTAL FOR FEFP		2088104	518643	35495	140060	55134	40503	2877939	1957094	4835033		4835033

FOOD SERVICE
 TRANSPORTATION

THOSE COSTS REPORTED IN THE COLUMN TITLED -SCHOOL INDIRECT- ARE DERIVED FROM TWO SOURCES: A) EXPENDITURES RECORDED BY SCHOOL AND B) SCHOOL LEVEL EXPENDITURES CENTRALLY RECORDED. FUNCTIONALLY DISTRIBUTED, THESE COSTS ARE AS REPORTED BELOW.

6100 PUPIL PERSONNEL	47246	6400 INSTR STAFF TRAINING	39770	7700 CENTRAL SERVICES	33296
6200 INSTRUCTIONAL MEDIA	33315	7300 SCHOOL ADMINISTRATION	387527	7900 OPERATION OF PLANT	946311
6300 INSTR & CURR DEVLPMNT	213752	7400 FACILITIES ACQ-CONSTR	55220	8100 MAINTENANCE OF PLANT	10023
				8200 ADMIN. TECH. SERVICES	
				6500 INSTR. TECH. SERVICES	

FUND- 1
 SCHL- 9810 GULF COAST YOUTH ACADEMY

PROGRAM	NBR	SALARIES	BENEFITS	PURCHASED SERVICES	DIRECT MATERIAL SUPPLIES	OTHER EXPENSES	CAPITAL OUTLAY	TOTAL DIRECT	SCHOOL INDIRECT	SCHOOL COST	DISTRICT INDIRECT	TOTAL
4-8 BASIC	102	152877	36651	12373	6616	2187	756	211463	49227	260690	11120	271811
9-12 BASIC	103	191677	45264	15281	8171	2701	933	264030	60795	324826	13734	338560
BASIC		344554	81915	27655	14788	4889	1690	475493	110023	585516	24855	610371
4-8 BASIC W/ESE 112		104363	29905	10096	5398	1785	617	152167	40167	192334	9074	201409
9-12 BASIC W/ES 113		162311	47782	16131	8626	2852	985	238690	64178	302869	14498	317367
ESE		266675	77688	26228	14025	4637	1602	390857	104346	495203	23572	518776
VOCATIONAL, 6-12 300		13510	5630	1901	1016	336	116	22511	7562	30074	1708	31782
VOCATIONAL PGM		13510	5630	1901	1016	336	116	22511	7562	30074	1708	31782
TOTAL FOR FEFP		624740	165235	55784	29830	9863	3409	888862	221932	1110795	50136	1160931
FOOD SERVICE											166	
TRANSPORTATION											509	

THOSE COSTS REPORTED IN THE COLUMN TITLED -SCHOOL INDIRECT- ARE DERIVED FROM TWO SOURCES: A) EXPENDITURES RECORDED BY SCHOOL AND B) SCHOOL LEVEL EXPENDITURES CENTRALLY RECORDED. FUNCTIONALLY DISTRIBUTED, THESE COSTS ARE AS REPORTED BELOW.

6100 PUPIL PERSONNEL	73366	6400 INSTR STAFF TRAINING	1398	7700 CENTRAL SERVICES	8951
6200 INSTRUCTIONAL MEDIA	2568	7300 SCHOOL ADMINISTRATION	82902	7900 OPERATION OF PLANT	3444
6300 INSTR & CURR DEVLPMNT	9978	7400 FACILITIES ACQ-CONSTR		8100 MAINTENANCE OF PLANT	25649
				8200 ADMIN. TECH. SERVICES	10113
				6500 INSTR. TECH. SERVICES	3558

FUND- 1
 SCHL- 9811 OKALOOSA YOUTH DEVELOPMENT CTR

PROGRAM CATEGORY	NBR	DIRECT					TOTAL DIRECT	SCHOOL INDIRECT	SCHOOL COST	DISTRICT INDIRECT	TOTAL	
		SALARIES	BENEFITS	PURCHASED SERVICES	MATERIAL SUPPLIES	OTHER EXPENSES						
4-8 BASIC	102	95899	23623	3909	2259	4919	184	130795	33814	164610	7440	172050
9-12 BASIC	103	89418	20778	3438	1987	4326	162	120111	29742	149854	6544	156398
BASIC		185317	44402	7347	4247	9245	346	250907	63557	314464	13984	328448
4-8 BASIC W/ESE	112	80111	19467	3221	1862	4053	151	108868	27866	136734	6131	142866
9-12 BASIC W/ES	113	163537	36439	6029	3485	7587	284	217364	52159	269523	11476	280999
ESE LEVEL 4	254	2346	515	85	49	107	4	3108	738	3847	162	4009
ESE		245995	56423	9336	5396	11748	440	329341	80763	410105	17770	427875
VOCATIONAL, 6-12	300	21706	5536	916	529	1152	43	29884	7924	37808	1743	39552
VOCATIONAL PGM		21706	5536	916	529	1152	43	29884	7924	37808	1743	39552
TOTAL FOR FEFP		453019	106362	17599	10173	22147	829	610132	152245	762378	33498	795876
FOOD SERVICE											109	
TRANSPORTATION											336	

THOSE COSTS REPORTED IN THE COLUMN TITLED --SCHOOL INDIRECT-- ARE DERIVED FROM TWO SOURCES: A) EXPENDITURES RECORDED BY SCHOOL AND B) SCHOOL LEVEL EXPENDITURES CENTRALLY RECORDED. FUNCTIONALLY DISTRIBUTED, THESE COSTS ARE AS REPORTED BELOW.

6100 PUPIL PERSONNEL	52335	6400 INSTR STAFF TRAINING	934	7700 CENTRAL SERVICES	5980
6200 INSTRUCTIONAL MEDIA	1666	7300 SCHOOL ADMINISTRATION	52247	7900 OPERATION OF PLANT	6140
6300 INSTR & CURR DEVLPMNT	6667	7400 FACILITIES ACQ-CONSTR		8100 MAINTENANCE OF PLANT	17137
				8200 ADMIN. TECH. SERVICES	6757
				6500 INSTR. TECH. SERVICES	2377

FUND- 1
 SCHL- 9812 OKALOOSA YOUTH ACADEMY

PROGRAM CATEGORY	NBR	DIRECT					TOTAL DIRECT	SCHOOL INDIRECT	SCHOOL COST	DISTRICT INDIRECT	TOTAL	
		SALARIES	BENEFITS	PURCHASED SERVICES	MATERIAL SUPPLIES	OTHER EXPENSES						
4-8 BASIC	102	156264	41426	9883	6699	2506	524	217304	78837	296141	13154	309295
9-12 BASIC	103	151781	38577	9203	6238	2333	488	208623	73414	282038	12249	294287
BASIC		308046	80003	19086	12937	4840	1013	425927	152251	578179	25404	603583
4-8 BASIC W/ESE 112		43856	12476	2976	2017	754	158	62239	23743	85982	3961	89944
9-12 BASIC W/ES 113		149157	39614	9451	6406	2396	501	207528	75388	282916	12579	295496
ESE		193014	52090	12427	8423	3151	659	269767	99132	368899	16540	385440
VOCATIONAL, 6-12 300		62509	17013	4058	2751	1029	215	87577	32377	119954	5402	125356
VOCATIONAL PGM		62509	17013	4058	2751	1029	215	87577	32377	119954	5402	125356
TOTAL FOR FEFP		563569	149107	35573	24112	9021	1888	783272	283760	1067033	47347	1114380
FOOD SERVICE											161	
TRANSPORTATION											494	

THOSE COSTS REPORTED IN THE COLUMN TITLED -SCHOOL INDIRECT- ARE DERIVED FROM TWO SOURCES: A) EXPENDITURES RECORDED BY SCHOOL AND B) SCHOOL LEVEL EXPENDITURES CENTRALLY RECORDED. FUNCTIONALLY DISTRIBUTED, THESE COSTS ARE AS REPORTED BELOW.

6100 PUPIL PERSONNEL	74085	6400 INSTR STAFF TRAINING	2064	7700 CENTRAL SERVICES	8453
6200 INSTRUCTIONAL MEDIA	2811	7300 SCHOOL ADMINISTRATION	74043	7900 OPERATION OF PLANT	7019
6300 INSTR & CURR DEVLPMNT	76126	7400 FACILITIES ACQ-CONSTR		8100 MAINTENANCE OF PLANT	24222
				8200 ADMIN. TECH. SERVICES	9550
				6500 INSTR. TECH. SERVICES	5383

FUND- 1
 SCHL- 9813 OKALOOSA REGIONAL DETENTION CT

----- PROGRAM -----	NBR	SALARIES	BENEFITS	PURCHASED SERVICES	DIRECT MATERIAL SUPPLIES	OTHER EXPENSES	CAPITAL OUTLAY	TOTAL DIRECT	SCHOOL INDIRECT	SCHOOL COST	DISTRICT INDIRECT	TOTAL
4-8 BASIC	102	81452	19466	3087	4558	4654	834	114054	34662	148716	6891	155607
9-12 BASIC	103	108285	29391	4662	6883	7027	1260	157509	52335	209845	10405	220250
BASIC		189737	48857	7749	11441	11681	2095	271563	86998	358561	17296	375858
ESOL	130	538	347	55	81	83	14	1120	618	1738	122	1861
ESOL		538	347	55	81	83	14	1120	618	1738	122	1861
4-8 BASIC W/ESE	112	8580	2419	383	566	578	103	12632	4307	16940	856	17796
9-12 BASIC W/ES	113	51593	11823	1875	2768	2826	507	71395	21053	92448	4185	96634
ESE LEVEL 4	254	8730	1526	242	357	364	65	11286	2717	14003	540	14543
ESE		68904	15768	2501	3692	3770	676	95313	28078	123392	5582	128974
TOTAL FOR FEPP		259180	64973	10305	15216	15534	2786	367997	115695	483692	23001	506694
FOOD SERVICE											95	
TRANSPORTATION											293	

THOSE COSTS REPORTED IN THE COLUMN TITLED -SCHOOL INDIRECT- ARE DERIVED FROM TWO SOURCES: A) EXPENDITURES RECORDED BY SCHOOL AND B) SCHOOL LEVEL EXPENDITURES CENTRALLY RECORDED. FUNCTIONALLY DISTRIBUTED, THESE COSTS ARE AS REPORTED BELOW.

6100 PUPIL PERSONNEL	1566	6400 INSTR STAFF TRAINING	641	7700 CENTRAL SERVICES	4106
6200 INSTRUCTIONAL MEDIA	626	7300 SCHOOL ADMINISTRATION	84555	7900 OPERATION OF PLANT	1580
6300 INSTR & CURR DEVLPMNT	4577	7400 FACILITIES ACQ-CONSTR		8100 MAINTENANCE OF PLANT	11767
				8200 ADMIN. TECH. SERVICES	4639
				6500 INSTR. TECH. SERVICES	1632

FUND- 1
 SCHL- 9814 ADOLESCENT SUBSTANCE ABUSE PRG

PROGRAM CATEGORY	NBR	DIRECT						TOTAL DIRECT	SCHOOL INDIRECT	SCHOOL COST	DISTRICT INDIRECT	TOTAL
		SALARIES	BENEFITS	PURCHASED SERVICES	MATERIAL SUPPLIES	OTHER EXPENSES	CAPITAL OUTLAY					
4-8 BASIC	102	74534	23917	6391	2723	21	118	107705	22543	130248	8121	138370
9-12 BASIC	103	44164	12508	3342	1424	11	62	61512	11789	73302	4247	77549
BASIC		118698	36425	9733	4147	32	180	169218	34332	203551	12368	215919
4-8 BASIC W/ESE	112	18611	5600	1496	637	5	27	26380	5279	31659	1901	33560
9-12 BASIC W/ES	113	54941	17721	4735	2017	15	87	79520	16702	96223	6017	102240
ESE		73553	23322	6232	2655	20	115	105900	21982	127882	7918	135801
VOCATIONAL, 6-12	300	13576	5238	1399	596	4	26	20842	4937	25779	1778	27558
VOCATIONAL PGM		13576	5238	1399	596	4	26	20842	4937	25779	1778	27558
TOTAL FOR FEFP		205828	64987	17365	7399	58	322	295961	61252	357213	22065	379279
FOOD SERVICE											76	
TRANSPORTATION											235	

THOSE COSTS REPORTED IN THE COLUMN TITLED -SCHOOL INDIRECT- ARE DERIVED FROM TWO SOURCES: A) EXPENDITURES RECORDED BY SCHOOL AND B) SCHOOL LEVEL EXPENDITURES CENTRALLY RECORDED. FUNCTIONALLY DISTRIBUTED, THESE COSTS ARE AS REPORTED BELOW.

6100 PUPIL PERSONNEL	1503	6400 INSTR STAFF TRAINING	615	7700 CENTRAL SERVICES	3939
6200 INSTRUCTIONAL MEDIA	450	7300 SCHOOL ADMINISTRATION	31529	7900 OPERATION OF PLANT	1515
6300 INSTR & CURR DEVLPMNT	4391	7400 FACILITIES ACQ-CONSTR		8100 MAINTENANCE OF PLANT	11288
				8200 ADMIN. TECH. SERVICES	4451
				6500 INSTR. TECH. SERVICES	1566

FUND- 1
 SCHL- 9815 EMERALD COAST MARINE INSTITUTE

PROGRAM CATEGORY	NBR	SALARIES	BENEFITS	PURCHASED SERVICES	DIRECT MATERIAL SUPPLIES	OTHER EXPENSES	CAPITAL OUTLAY	TOTAL DIRECT	SCHOOL INDIRECT	SCHOOL COST	DISTRICT INDIRECT	TOTAL
4-8 BASIC	102	92	121	50090	9	1	9	50325	931	51256	658	51915
9-12 BASIC	103	309	403	166968	32	5	32	167752	3103	170856	2196	173052
BASIC		402	524	217059	42	7	41	218078	4034	222113	2854	224967
4-8 BASIC W/ESE 112		61	80	33393	6	1	6	33550	620	34171	439	34610
9-12 BASIC W/ES 113		154	201	83484	16	2	16	83876	1551	85428	1098	86526
ESE		216	282	116878	23	4	22	117426	2172	119599	1537	121136
TOTAL FOR FEFP		619	806	333937	65	11	64	335505	6206	341712	4392	346104
FOOD SERVICE											88	
TRANSPORTATION									23328		271	

THOSE COSTS REPORTED IN THE COLUMN TITLED -SCHOOL INDIRECT- ARE DERIVED FROM TWO SOURCES: A) EXPENDITURES RECORDED BY SCHOOL AND B) SCHOOL LEVEL EXPENDITURES CENTRALLY RECORDED. FUNCTIONALLY DISTRIBUTED, THESE COSTS ARE AS REPORTED BELOW.

6100 PUPIL PERSONNEL	299	6400 INSTR STAFF TRAINING	122	7700 CENTRAL SERVICES	784
6200 INSTRUCTIONAL MEDIA	32	7300 SCHOOL ADMINISTRATION	348	7900 OPERATION OF PLANT	301
6300 INSTR & CURR DEVLPMNT	874	7400 FACILITIES ACQ-CONSTR		8100 MAINTENANCE OF PLANT	2246
				8200 ADMIN. TECH. SERVICES	885
				6500 INSTR. TECH. SERVICES	311

FUND- 1
 SCHL- 9817 MILTON GIRLS JUVENILE RESIDENT

PROGRAM CATEGORY	NBR	DIRECT						TOTAL DIRECT	SCHOOL INDIRECT	SCHOOL COST	DISTRICT INDIRECT	TOTAL
		SALARIES	BENEFITS	PURCHASED SERVICES	MATERIAL SUPPLIES	OTHER EXPENSES	CAPITAL OUTLAY					
4-8 BASIC	102	109072	28550	1797	3235	3826	1873	148355	30447	178803	8880	187684
9-12 BASIC	103	145023	39549	2489	4481	5301	2595	199441	42175	241616	12301	253918
BASIC		254095	68099	4286	7717	9128	4469	347796	72622	420419	21182	441602
4-8 BASIC W/ESE	112	51722	13936	877	1579	1868	914	70897	14862	85760	4335	90095
9-12 BASIC W/ES	113	107867	32658	2055	3700	4377	2143	152804	34829	187633	10159	197792
ESE LEVEL 4	254	53940	15108	951	1712	2025	991	74728	16112	90840	4699	95540
ESE		213530	61703	3884	6992	8270	4049	298430	65803	364234	19193	383428
VOCATIONAL, 6-12	300	20157	6353	399	720	851	417	28900	6770	35670	1975	37646
VOCATIONAL PGM		20157	6353	399	720	851	417	28900	6770	35670	1975	37646
TOTAL FOR FEFP		487783	136156	8570	15429	18250	8936	675127	145197	820325	42351	862676
FOOD SERVICE											107	
TRANSPORTATION											329	

THOSE COSTS REPORTED IN THE COLUMN TITLED -SCHOOL INDIRECT- ARE DERIVED FROM TWO SOURCES: A) EXPENDITURES RECORDED BY SCHOOL AND B) SCHOOL LEVEL EXPENDITURES CENTRALLY RECORDED. FUNCTIONALLY DISTRIBUTED, THESE COSTS ARE AS REPORTED BELOW.

6100 PUPIL PERSONNEL	2885	6400 INSTR STAFF TRAINING	1181	7700 CENTRAL SERVICES	7561
6200 INSTRUCTIONAL MEDIA	422	7300 SCHOOL ADMINISTRATION	59540	7900 OPERATION OF PLANT	3441
6300 INSTR & CURR DEVLPMNT	36952	7400 FACILITIES ACQ-CONSTR		8100 MAINTENANCE OF PLANT	21661
				8200 ADMIN. TECH. SERVICES	8543
				6500 INSTR. TECH. SERVICES	3006

FUND- 1
 SCHL- 9818 N. W. FLORIDA BALLET ACADEMIE

PROGRAM CATEGORY	NBR	DIRECT					TOTAL DIRECT	SCHOOL INDIRECT	SCHOOL COST	DISTRICT INDIRECT	TOTAL	
		SALARIES	BENEFITS	PURCHASED SERVICES	MATERIAL SUPPLIES	OTHER EXPENSES						
K-3 BASIC	101	87219	25832	86506	4105	1640	184	205489	14066	219556	8717	228274
4-8 BASIC	102	164566	48306	161766	7677	3066	345	385729	28132	413862	16694	430556
BASIC		251786	74138	248273	11783	4706	530	591219	42199	633418	25412	658830
ESOL	130	2346	782	2621	124	49	5	5930	425	6356	264	6620
ESOL		2346	782	2621	124	49	5	5930	425	6356	264	6620
PK-3 BASIC W/ES 111		2473	732	2452	116	46	5	5826	398	6225	247	6472
4-8 BASIC W/ESE 112		3121	1060	3551	168	67	7	7976	628	8605	368	8974
ESE		5595	1792	6003	284	113	12	13803	1027	14830	615	15446
TOTAL FOR FEFP		259728	76714	256898	12192	4870	549	610953	43652	654605	26292	680898
FOOD SERVICE											148	
TRANSPORTATION									769		454	

THOSE COSTS REPORTED IN THE COLUMN TITLED -SCHOOL INDIRECT- ARE DERIVED FROM TWO SOURCES: A) EXPENDITURES RECORDED BY SCHOOL AND B) SCHOOL LEVEL EXPENDITURES CENTRALLY RECORDED. FUNCTIONALLY DISTRIBUTED, THESE COSTS ARE AS REPORTED BELOW.

6100 PUPIL PERSONNEL	1817	6400 INSTR STAFF TRAINING	1292	7700 CENTRAL SERVICES	4764
6200 INSTRUCTIONAL MEDIA	195	7300 SCHOOL ADMINISTRATION	8970	7900 OPERATION OF PLANT	1615
6300 INSTR & CURR DEVLPMNT	5311	7400 FACILITIES ACQ-CONSTR		8100 MAINTENANCE OF PLANT	12032
				8200 ADMIN. TECH. SERVICES	5383
				6500 INSTR. TECH. SERVICES	2269

FUND- 1
 SCHL- 9819 TEACHING ADJUDICATED YOUTH FAC

PROGRAM	NBR	SALARIES	BENEFITS	PURCHASED SERVICES	DIRECT MATERIAL SUPPLIES	OTHER EXPENSES	CAPITAL OUTLAY	TOTAL DIRECT	SCHOOL INDIRECT	SCHOOL COST	DISTRICT INDIRECT	TOTAL
9-12 BASIC	103	43502	12837	2642	3989	9	388	63370	17678	81048	3588	84636
BASIC		43502	12837	2642	3989	9	388	63370	17678	81048	3588	84636
9-12 BASIC W/ES	113	15298	4446	915	1381	3	134	22180	6123	28303	1242	29546
ESE		15298	4446	915	1381	3	134	22180	6123	28303	1242	29546
TOTAL FOR FEFP		58800	17283	3558	5371	12	523	85550	23801	109351	4831	114183
FOOD SERVICE											35	
TRANSPORTATION											110	

THOSE COSTS REPORTED IN THE COLUMN TITLED -SCHOOL INDIRECT- ARE DERIVED FROM TWO SOURCES: A) EXPENDITURES RECORDED BY SCHOOL AND B) SCHOOL LEVEL EXPENDITURES CENTRALLY RECORDED. FUNCTIONALLY DISTRIBUTED, THESE COSTS ARE AS REPORTED BELOW.

6100 PUPIL PERSONNEL	329	6400 INSTR STAFF TRAINING	134	7700 CENTRAL SERVICES	862
6200 INSTRUCTIONAL MEDIA	335	7300 SCHOOL ADMINISTRATION	17057	7900 OPERATION OF PLANT	331
6300 INSTR & CURR DEVLPMNT	961	7400 FACILITIES ACQ-CONSTR		8100 MAINTENANCE OF PLANT	2471
				8200 ADMIN. TECH. SERVICES	974
				6500 INSTR. TECH. SERVICES	342

FUND- 1
 SCHL- 9820 OKALOOSA BLENDED SCHOOLS

PROGRAM	NBR	SALARIES	BENEFITS	PURCHASED SERVICES	DIRECT MATERIAL SUPPLIES	OTHER EXPENSES	CAPITAL OUTLAY	TOTAL DIRECT	SCHOOL INDIRECT	SCHOOL COST	DISTRICT INDIRECT	TOTAL
K-3 BASIC	101	127391	12131	40213	6764	10262	6350	203113	87741	290854	13217	304072
4-8 BASIC	102	142817	14354	47580	8003	12142	7513	232413	103846	336259	15644	351904
BASIC		270209	26485	87794	14768	22405	13864	435527	191587	627114	28861	655976
PK-3 BASIC W/ES 111		529	56	186	31	47	29	881	408	1289	61	1351
4-8 BASIC W/ESE 112		730	76	253	42	64	40	1208	550	1759	82	1841
ESE		1260	132	440	74	112	69	2089	958	3048	144	3193
TOTAL FOR FEFP		271469	26618	88234	14842	22517	13933	437617	192546	630163	29005	659169
FOOD SERVICE											202	
TRANSPORTATION											620	

THOSE COSTS REPORTED IN THE COLUMN TITLED -SCHOOL INDIRECT- ARE DERIVED FROM TWO SOURCES: A) EXPENDITURES RECORDED BY SCHOOL AND B) SCHOOL LEVEL EXPENDITURES CENTRALLY RECORDED. FUNCTIONALLY DISTRIBUTED, THESE COSTS ARE AS REPORTED BELOW.

6100 PUPIL PERSONNEL	1977	6400 INSTR STAFF TRAINING	6840	7700 CENTRAL SERVICES	5184
6200 INSTRUCTIONAL MEDIA	4406	7300 SCHOOL ADMINISTRATION	141283	7900 OPERATION OF PLANT	4427
6300 INSTR & CURR DEVLPMNT	5779	7400 FACILITIES ACQ-CONSTR		8100 MAINTENANCE OF PLANT	14729
				8200 ADMIN. TECH. SERVICES	5857
				6500 INSTR. TECH. SERVICES	2061

School District of Okaloosa County




EXHIBIT K-14
Schedule 3, School Program Cost Report
Special Revenue Funds

For the Fiscal Year Ended June 30, 2008
Revised February 24, 2009

FUND- 4
 SCHL- 0031 EDWINS ELEMENTARY SCHOOL

PROGRAM CATEGORY	NBR	DIRECT					TOTAL DIRECT	SCHOOL INDIRECT	SCHOOL COST	DISTRICT INDIRECT	TOTAL	
		SALARIES	BENEFITS	PURCHASED SERVICES	MATERIAL SUPPLIES	OTHER EXPENSES						
K-3 BASIC	101	54731	13936	3835	12276	62	3654	88498	2306	90804	20252	111057
4-8 BASIC	102	50268	6463	1779	5693	29	1694	65929	1069	66999	9393	76392
BASIC		105000	20400	5615	17970	91	5349	154427	3376	157804	29645	187449
ESOL	130	851	1425	392	1255	6	373	4304	235	4540	2071	6611
ESOL		851	1425	392	1255	6	373	4304	235	4540	2071	6611
PK-3 BASIC W/ES	111	40500	20401	1154	3610	671	1337	67677	9472	77150	14543	91694
4-8 BASIC W/ESE	112	25310	11258	637	1992	370	738	40307	5227	45534	8025	53560
ESE LEVEL 4	254	21144	1956	110	346	64	128	23750	908	24658	1394	26053
ESE		86956	33616	1903	5949	1106	2203	131735	15607	147343	23964	171307
TOTAL FOR FEFP		192808	55441	7910	25175	1204	7926	290467	19219	309687	55680	365368
FOOD SERVICE TRANSPORTATION									187178		23239	1321

THOSE COSTS REPORTED IN THE COLUMN TITLED -SCHOOL INDIRECT- ARE DERIVED FROM TWO SOURCES: A) EXPENDITURES RECORDED BY SCHOOL AND B) SCHOOL LEVEL EXPENDITURES CENTRALLY RECORDED. FUNCTIONALLY DISTRIBUTED, THESE COSTS ARE AS REPORTED BELOW.

- | | | | |
|----------------------------|-------|----------------------------|----------------------------|
| 6100 PUPIL PERSONNEL | 3952 | 6400 INSTR STAFF TRAINING | 7700 CENTRAL SERVICES |
| 6200 INSTRUCTIONAL MEDIA | 751 | 7300 SCHOOL ADMINISTRATION | 7900 OPERATION OF PLANT |
| 6300 INSTR & CURR DEVLPMNT | 14514 | 7400 FACILITIES ACQ-CONSTR | 8100 MAINTENANCE OF PLANT |
| | | | 8200 ADMIN. TECH. SERVICES |
| | | | 6500 INSTR. TECH. SERVICES |

FUND- 4
 SCHL- 0041 BAKER SCHOOL

PROGRAM CATEGORY	NBR	DIRECT					TOTAL DIRECT	SCHOOL INDIRECT	SCHOOL COST	DISTRICT INDIRECT	TOTAL	
		SALARIES	BENEFITS	PURCHASED SERVICES	MATERIAL SUPPLIES	OTHER EXPENSES						
K-3 BASIC	101	84246	12104	4567	6873	99	3350	111242	5990	117232	24116	141349
4-8 BASIC	102	26742	15034	5673	8537	123	4161	60272	7440	67712	29953	97665
9-12 BASIC	103	58	13	5170	608	29	1151	7031	616	7647	13933	21581
BASIC		111046	27152	15411	16019	252	8664	178545	14047	192593	68002	260596
ESOL	130	68	47	18	27		13	174	23	198	95	293
ESOL		68	47	18	27		13	174	23	198	95	293
PK-3 BASIC W/ES	111	23304	8632	1977	2606	285	1577	38384	11193	49577	20934	70512
4-8 BASIC W/ESE	112	20037	7886	1806	2381	260	1440	33813	10225	44039	19124	63164
9-12 BASIC W/ES	113	10755	2987	1333	272	175	516	16041	6273	22315	11351	33666
ESE LEVEL 4	254	749	294	67	89	9	53	1264	382	1646	715	2361
ESE LEVEL 5	255	152	59	13	18	1	10	257	77	334	145	480
ESE		54999	19861	5199	5366	733	3599	89760	28153	117913	52271	170185
VOCATIONAL, 6-12	300	5	1	532	62	3	118	723	63	787	1433	2221
VOCATIONAL PGM		5	1	532	62	3	118	723	63	787	1433	2221
TOTAL FOR FEFP		166119	47062	21161	21475	989	12395	269204	42287	311492	121803	433295
FOOD SERVICE									440313		70362	
TRANSPORTATION											3992	

THOSE COSTS REPORTED IN THE COLUMN TITLED -SCHOOL INDIRECT- ARE DERIVED FROM TWO SOURCES: A) EXPENDITURES RECORDED BY SCHOOL AND B) SCHOOL LEVEL EXPENDITURES CENTRALLY RECORDED. FUNCTIONALLY DISTRIBUTED, THESE COSTS ARE AS REPORTED BELOW.

6100 PUPIL PERSONNEL	15388	6400 INSTR STAFF TRAINING	543	7700 CENTRAL SERVICES
6200 INSTRUCTIONAL MEDIA	2399	7300 SCHOOL ADMINISTRATION		7900 OPERATION OF PLANT
6300 INSTR & CURR DEVLPMNT	23954	7400 FACILITIES ACQ-CONSTR		8100 MAINTENANCE OF PLANT
				8200 ADMIN. TECH. SERVICES
				6500 INSTR. TECH. SERVICES

FUND- 4
 SCHL- 0051 BOB SIKES ELEMENTARY SCHOOL

PROGRAM CATEGORY	NBR	DIRECT						TOTAL DIRECT	SCHOOL INDIRECT	SCHOOL COST	DISTRICT INDIRECT	TOTAL
		SALARIES	BENEFITS	PURCHASED SERVICES	MATERIAL SUPPLIES	OTHER EXPENSES	CAPITAL OUTLAY					
K-3 BASIC	101	61266	10740	5424	8649	88	6459	92628	5284	97913	28641	126554
4-8 BASIC	102	47730	4620	2333	3721	38	2778	61223	2273	63496	12322	75818
BASIC		108996	15360	7758	12371	126	9237	153852	7558	161410	40963	202373
ESOL	130	231	104	52	84		62	537	51	588	279	868
ESOL		231	104	52	84		62	537	51	588	279	868
PK-3 BASIC W/ES	111	58604	20320	1504	2395	3078	2083	87986	30305	118291	18940	137232
4-8 BASIC W/ESE	112	41676	14451	1069	1703	2188	1481	62571	21551	84123	13469	97593
ESE LEVEL 4	254	3350	1161	85	136	175	119	5030	1732	6763	1082	7846
ESE LEVEL 5	255	761	264	19	31	40	27	1143	394	1537	246	1784
ESE		104393	36197	2679	4266	5482	3711	156732	53983	210715	33740	244455
TOTAL FOR FEFP		213622	51663	10491	16722	5610	13012	311121	61592	372714	74982	447697
FOOD SERVICE											36136	
TRANSPORTATION									222214		2055	

THOSE COSTS REPORTED IN THE COLUMN TITLED -SCHOOL INDIRECT- ARE DERIVED FROM TWO SOURCES: A) EXPENDITURES RECORDED BY SCHOOL AND B) SCHOOL LEVEL EXPENDITURES CENTRALLY RECORDED. FUNCTIONALLY DISTRIBUTED, THESE COSTS ARE AS REPORTED BELOW.

- | | | | | |
|----------------------------|-------|----------------------------|------|----------------------------|
| 6100 PUPIL PERSONNEL | 27545 | 6400 INSTR STAFF TRAINING | 3831 | 7700 CENTRAL SERVICES |
| 6200 INSTRUCTIONAL MEDIA | 1186 | 7300 SCHOOL ADMINISTRATION | | 7900 OPERATION OF PLANT |
| 6300 INSTR & CURR DEVLPMNT | 29027 | 7400 FACILITIES ACQ-CONSTR | | 8100 MAINTENANCE OF PLANT |
| | | | | 8200 ADMIN. TECH. SERVICES |
| | | | | 6500 INSTR. TECH. SERVICES |

FUND- 4
 SCHL- 0082 MEIGS MIDDLE SCHOOL

PROGRAM CATEGORY	NBR	DIRECT						TOTAL DIRECT	SCHOOL INDIRECT	SCHOOL COST	DISTRICT INDIRECT	TOTAL
		SALARIES	BENEFITS	PURCHASED SERVICES	MATERIAL SUPPLIES	OTHER EXPENSES	CAPITAL OUTLAY					
4-8 BASIC	102	79	18	7042	828	40	1568	9577	714	10292	18978	29271
BASIC		79	18	7042	828	40	1568	9577	714	10292	18978	29271
ESOL	130	1		165	19		36	225	16	241	446	687
ESOL		1		165	19		36	225	16	241	446	687
4-8 BASIC W/ESE	112	19690	9087	1757	319	137	809	31801	17977	49778	17797	67576
ESE LEVEL 4	254	1225	273	52	9	4	24	1591	541	2132	536	2669
ESE LEVEL 5	255	1868	429	83	15	6	38	2441	850	3291	841	4133
ESE		22784	9791	1893	344	148	872	35833	19369	55203	19175	74379
TOTAL FOR FEFP		22865	9809	9101	1191	189	2477	45636	20100	65737	38600	104338
FOOD SERVICE									222948		34623	
TRANSPORTATION											1954	

THOSE COSTS REPORTED IN THE COLUMN TITLED -SCHOOL INDIRECT- ARE DERIVED FROM TWO SOURCES: A) EXPENDITURES RECORDED BY SCHOOL AND B) SCHOOL LEVEL EXPENDITURES CENTRALLY RECORDED. FUNCTIONALLY DISTRIBUTED, THESE COSTS ARE AS REPORTED BELOW.

- | | | | |
|----------------------------|-------|----------------------------|----------------------------|
| 6100 PUPIL PERSONNEL | | 6400 INSTR STAFF TRAINING | 7700 CENTRAL SERVICES |
| 6200 INSTRUCTIONAL MEDIA | 914 | 7300 SCHOOL ADMINISTRATION | 7900 OPERATION OF PLANT |
| 6300 INSTR & CURR DEVLPMNT | 19185 | 7400 FACILITIES ACQ-CONSTR | 8100 MAINTENANCE OF PLANT |
| | | | 8200 ADMIN. TECH. SERVICES |
| | | | 6500 INSTR. TECH. SERVICES |

FUND- 4
 SCHL- 0092 RICHBOURG MIDDLE SCHOOL

PROGRAM CATEGORY	NBR	DIRECT					TOTAL DIRECT	SCHOOL INDIRECT	SCHOOL COST	DISTRICT INDIRECT	TOTAL	
		SALARIES	BENEFITS	PURCHASED SERVICES	MATERIAL SUPPLIES	OTHER EXPENSES						CAPITAL OUTLAY
4-8 BASIC	102	79	18	7052	829	40	1570	9590	824	10414	19004	29418
BASIC		79	18	7052	829	40	1570	9590	824	10414	19004	29418
ESOL	130			87	10		19	118	10	128	235	364
ESOL				87	10		19	118	10	128	235	364
PK-3 BASIC W/ES	111											
4-8 BASIC W/ESE	112	190451	55887	3213	583	1433	1480	253049	34441	287490	32545	320036
ESE LEVEL 4	254	1688	790	45	8	20	20	2573	487	3060	460	3521
ESE LEVEL 5	255	1609	753	43	7	19	19	2453	464	2918	438	3356
ESE		193749	57430	3302	600	1472	1521	258077	35392	293469	33444	326913
TOTAL FOR FEFP		193829	57449	10441	1439	1514	3111	267786	36226	304013	52683	356696
FOOD SERVICE											35713	
TRANSPORTATION									426897		2017	

THOSE COSTS REPORTED IN THE COLUMN TITLED -SCHOOL INDIRECT- ARE DERIVED FROM TWO SOURCES: A) EXPENDITURES RECORDED BY SCHOOL AND B) SCHOOL LEVEL EXPENDITURES CENTRALLY RECORDED. FUNCTIONALLY DISTRIBUTED, THESE COSTS ARE AS REPORTED BELOW.

- | | | | | |
|----------------------------|-------|----------------------------|--|----------------------------|
| 6100 PUPIL PERSONNEL | | 6400 INSTR STAFF TRAINING | | 7700 CENTRAL SERVICES |
| 6200 INSTRUCTIONAL MEDIA | 1202 | 7300 SCHOOL ADMINISTRATION | | 7900 OPERATION OF PLANT |
| 6300 INSTR & CURR DEVLPMNT | 35023 | 7400 FACILITIES ACQ-CONSTR | | 8100 MAINTENANCE OF PLANT |
| | | | | 8200 ADMIN. TECH. SERVICES |
| | | | | 6500 INSTR. TECH. SERVICES |

FUND- 4
 SCHL- 0111 W. E. COMBS SCHOOL

PROGRAM	NBR	SALARIES	BENEFITS	PURCHASED SERVICES	DIRECT MATERIAL SUPPLIES	OTHER EXPENSES	CAPITAL OUTLAY	TOTAL DIRECT	SCHOOL INDIRECT	SCHOOL COST	DISTRICT INDIRECT	TOTAL
4-8 BASIC	102			14	1		3	19		19	38	58
9-12 BASIC	103	1		174	20	1	38	237		237	470	708
BASIC		2		189	22	1	42	257		257	509	766
9-12 BASIC W/ES 113				35	4		7	48		48	96	144
ESE				35	4		7	48		48	96	144
TOTAL FOR FEFP		2		224	26	1	50	305		305	606	911
									2164		1010	
											56	

FOOD SERVICE
 TRANSPORTATION

THOSE COSTS REPORTED IN THE COLUMN TITLED -SCHOOL INDIRECT- ARE DERIVED FROM TWO SOURCES: A) EXPENDITURES RECORDED BY SCHOOL AND B) SCHOOL LEVEL EXPENDITURES CENTRALLY RECORDED. FUNCTIONALLY DISTRIBUTED, THESE COSTS ARE AS REPORTED BELOW.

- | | | |
|----------------------------|----------------------------|----------------------------|
| 6100 PUPIL PERSONNEL | 6400 INSTR STAFF TRAINING | 7700 CENTRAL SERVICES |
| 6200 INSTRUCTIONAL MEDIA | 7300 SCHOOL ADMINISTRATION | 7900 OPERATION OF PLANT |
| 6300 INSTR & CURR DEVLPMNT | 7400 FACILITIES ACQ-CONSTR | 8100 MAINTENANCE OF PLANT |
| | | 8200 ADMIN. TECH. SERVICES |
| | | 6500 INSTR. TECH. SERVICES |

FUND- 4
 SCHL- 0121 RUCKEL MIDDLE SCHOOL

PROGRAM CATEGORY	NBR	DIRECT						TOTAL DIRECT	SCHOOL INDIRECT	SCHOOL COST	DISTRICT INDIRECT	TOTAL
		SALARIES	BENEFITS	PURCHASED SERVICES	MATERIAL SUPPLIES	OTHER EXPENSES	CAPITAL OUTLAY					
4-8 BASIC	102	88	20	7834	921	45	1744	10654	998	11653	21112	32765
BASIC		88	20	7834	921	45	1744	10654	998	11653	21112	32765
ESOL	130			69	8		15	94	8	103	187	291
ESOL				69	8		15	94	8	103	187	291
4-8 BASIC W/ESE	112	39882	13491	2853	518	2850	1314	60910	18290	79201	28896	108097
9-12 BASIC W/ES	113											
ESE LEVEL 4	254	6172	770	162	29	162	75	7373	1044	8418	1650	10068
ESE LEVEL 5	255	1607	229	48	8	48	22	1965	310	2276	491	2767
ESE		47662	14491	3064	556	3061	1412	70249	19646	89895	31037	120933
TOTAL FOR FEFP		47751	14511	10968	1486	3107	3172	80998	20653	101652	52337	153990
FOOD SERVICE											43455	
TRANSPORTATION									287730		2455	

THOSE COSTS REPORTED IN THE COLUMN TITLED -SCHOOL INDIRECT- ARE DERIVED FROM TWO SOURCES: A) EXPENDITURES RECORDED BY SCHOOL AND B) SCHOOL LEVEL EXPENDITURES CENTRALLY RECORDED. FUNCTIONALLY DISTRIBUTED, THESE COSTS ARE AS REPORTED BELOW.

- | | | | |
|----------------------------|-------|----------------------------|----------------------------|
| 6100 PUPIL PERSONNEL | | 6400 INSTR STAFF TRAINING | 7700 CENTRAL SERVICES |
| 6200 INSTRUCTIONAL MEDIA | 1380 | 7300 SCHOOL ADMINISTRATION | 7900 OPERATION OF PLANT |
| 6300 INSTR & CURR DEVLPMNT | 19272 | 7400 FACILITIES ACQ-CONSTR | 8100 MAINTENANCE OF PLANT |
| | | | 8200 ADMIN. TECH. SERVICES |
| | | | 6500 INSTR. TECH. SERVICES |

FUND- 4
 SCHL- 0131 DESTIN ELEMENTARY

PROGRAM CATEGORY	NBR	DIRECT							TOTAL DIRECT	SCHOOL INDIRECT	SCHOOL COST	DISTRICT INDIRECT	TOTAL
		SALARIES	BENEFITS	PURCHASED SERVICES	MATERIAL SUPPLIES	OTHER EXPENSES	CAPITAL OUTLAY	TOTAL					
K-3 BASIC	101	74	17	6608	777	38	1471	8987	803	9790	17808	27598	
4-8 BASIC	102	34	7	3091	363	17	688	4204	375	4579	8330	12910	
BASIC		108	25	9699	1141	56	2160	13191	1179	14370	26138	40509	
ESOL	130	9	2	831	97	4	185	1131	101	1232	2241	3474	
ESOL		9	2	831	97	4	185	1131	101	1232	2241	3474	
PK-3 BASIC W/ES 111		15213	5449	1388	252	1145	639	24088	23235	47324	14060	61385	
4-8 BASIC W/ESE 112		9851	3528	898	163	741	414	15598	15046	30645	9105	39750	
ESE		25065	8978	2287	415	1887	1054	39687	38282	77970	23165	101136	
TOTAL FOR FEFP		25183	9005	12818	1654	1947	3399	54010	39562	93573	51546	145119	
									239481		45317		
											2557		

FOOD SERVICE
 TRANSPORTATION

THOSE COSTS REPORTED IN THE COLUMN TITLED -SCHOOL INDIRECT- ARE DERIVED FROM TWO SOURCES: A) EXPENDITURES RECORDED BY SCHOOL AND B) SCHOOL LEVEL EXPENDITURES CENTRALLY RECORDED. FUNCTIONALLY DISTRIBUTED, THESE COSTS ARE AS REPORTED BELOW.

- | | | | |
|----------------------------|-------|----------------------------|----------------------------|
| 6100 PUPIL PERSONNEL | | 6400 INSTR STAFF TRAINING | 7700 CENTRAL SERVICES |
| 6200 INSTRUCTIONAL MEDIA | 1545 | 7300 SCHOOL ADMINISTRATION | 7900 OPERATION OF PLANT |
| 6300 INSTR & CURR DEVLPMNT | 38016 | 7400 FACILITIES ACQ-CONSTR | 8100 MAINTENANCE OF PLANT |
| | | | 8200 ADMIN. TECH. SERVICES |
| | | | 6500 INSTR. TECH. SERVICES |

FUND- 4
 SCHL- 0151 EDGE ELEMENTARY

PROGRAM	NBR	SALARIES	BENEFITS	PURCHASED SERVICES	DIRECT MATERIAL SUPPLIES	OTHER EXPENSES	CAPITAL OUTLAY	TOTAL DIRECT	SCHOOL INDIRECT	SCHOOL COST	DISTRICT INDIRECT	TOTAL
K-3 BASIC	101	37994	6844	4124	4910	254	2638	56767	7643	64411	21778	86189
4-8 BASIC	102	33351	3293	1985	2363	122	1269	42385	3678	46063	10480	56544
BASIC		71345	10138	6109	7273	377	3907	99152	11321	110474	32258	142733
ESOL	130	81	62	37	44	2	24	252	69	322	198	520
ESOL		81	62	37	44	2	24	252	69	322	198	520
PK-3 BASIC W/ES	111	10810	3566	1136	1371	369	976	18231	8052	26284	14315	40599
4-8 BASIC W/ESE	112	5939	1959	624	753	202	536	10016	4424	14441	7865	22306
ESE LEVEL 4	254	342	113	36	43	11	30	578	255	833	453	1287
ESE LEVEL 5	255	154	51	16	19	5	13	260	115	375	204	580
ESE		17248	5690	1813	2188	588	1557	29087	12847	41934	22839	64774
TOTAL FOR FEFP		88675	15891	7961	9506	968	5489	128492	24238	152731	55296	208027
FOOD SERVICE									171819		24359	
TRANSPORTATION											1385	

THOSE COSTS REPORTED IN THE COLUMN TITLED -SCHOOL INDIRECT- ARE DERIVED FROM TWO SOURCES: A) EXPENDITURES RECORDED BY SCHOOL AND B) SCHOOL LEVEL EXPENDITURES CENTRALLY RECORDED. FUNCTIONALLY DISTRIBUTED, THESE COSTS ARE AS REPORTED BELOW.

- 6100 PUPIL PERSONNEL
- 6200 INSTRUCTIONAL MEDIA
- 6300 INSTR & CURR DEVLPMNT
- 7147 6400 INSTR STAFF TRAINING
- 828 7300 SCHOOL ADMINISTRATION
- 9636 7400 FACILITIES ACQ-CONSTR
- 6624 7700 CENTRAL SERVICES
- 7900 OPERATION OF PLANT
- 8100 MAINTENANCE OF PLANT
- 8200 ADMIN. TECH. SERVICES
- 6500 INSTR. TECH. SERVICES

FUND- 4
 SCHL- 0161 EGLIN ELEMENTARY

PROGRAM CATEGORY	NBR	SALARIES	BENEFITS	PURCHASED SERVICES	DIRECT MATERIAL SUPPLIES	OTHER EXPENSES	CAPITAL OUTLAY	TOTAL DIRECT	SCHOOL INDIRECT	SCHOOL COST	DISTRICT INDIRECT	TOTAL
K-3 BASIC	101	43887	12109	6836	8361	276	4372	75843	1772	77616	36094	113710
4-8 BASIC	102	27920	2910	1643	2009	66	1050	35600	425	36026	8675	44702
BASIC		71807	15020	8479	10371	342	5423	111444	2198	113643	44769	158412
ESOL	130	431	248	140	171	5	89	1088	36	1124	741	1866
ESOL		431	248	140	171	5	89	1088	36	1124	741	1866
PK-3 BASIC W/ES	111	238167	64024	2835	3508	1555	2435	312527	37795	350322	35701	386024
4-8 BASIC W/ESE	112	9280	3756	166	205	91	142	13643	2217	15860	2094	17955
ESE LEVEL 4	254	6743	2729	120	149	66	103	9913	1611	11524	1522	13046
ESE LEVEL 5	255											
ESE		254190	70510	3122	3864	1713	2681	336083	41624	377708	39317	417026
TOTAL FOR FEFP		326429	85780	11742	14407	2061	8195	448617	43858	492476	84828	577305
FOOD SERVICE									256520		32614	
TRANSPORTATION									198		1854	

THOSE COSTS REPORTED IN THE COLUMN TITLED -SCHOOL INDIRECT- ARE DERIVED FROM TWO SOURCES: A) EXPENDITURES RECORDED BY SCHOOL AND B) SCHOOL LEVEL EXPENDITURES CENTRALLY RECORDED. FUNCTIONALLY DISTRIBUTED, THESE COSTS ARE AS REPORTED BELOW.

- | | | | | |
|----------------------------|-------|----------------------------|-----|----------------------------|
| 6100 PUPIL PERSONNEL | 1425 | 6400 INSTR STAFF TRAINING | 323 | 7700 CENTRAL SERVICES |
| 6200 INSTRUCTIONAL MEDIA | 1257 | 7300 SCHOOL ADMINISTRATION | | 7900 OPERATION OF PLANT |
| 6300 INSTR & CURR DEVLEMNT | 40850 | 7400 FACILITIES ACQ-CONSTR | | 8100 MAINTENANCE OF PLANT |
| | | | | 8200 ADMIN. TECH. SERVICES |
| | | | | 6500 INSTR. TECH. SERVICES |

FUND- 4
 SCHL- 0201 LAUREL HILL SCHOOL

PROGRAM CATEGORY	NBR	SALARIES	BENEFITS	PURCHASED SERVICES	DIRECT MATERIAL SUPPLIES	OTHER EXPENSES	CAPITAL OUTLAY	TOTAL DIRECT	SCHOOL INDIRECT	SCHOOL COST	DISTRICT INDIRECT	TOTAL
K-3 BASIC	101	28314	3344	1522	2437	24	973	36617	2506	39123	8038	47162
4-8 BASIC	102	31034	6039	2749	4401	44	1758	46029	4525	50554	14516	65071
9-12 BASIC	103	25	5	2263	266	13	504	3077	211	3289	6098	9387
BASIC		59374	9389	6535	7105	82	3236	85724	7243	92968	28653	121621
PK-3 BASIC W/ES	111	2391	1438	356	569	14	305	5076	6220	11296	4486	15782
4-8 BASIC W/ESE	112	3453	2077	514	822	20	441	7329	8980	16310	6476	22787
9-12 BASIC W/ES	113	1493	629	323	58	9	149	2665	5180	7845	3281	11127
ESE LEVEL 5	255	85	51	12	20		10	181	222	403	160	563
ESE		7423	4197	1207	1470	45	908	15252	20603	35856	14404	50260
VOCATIONAL, 6-12	300	4	1	409	48	2	91	557	38	595	1104	1699
VOCATIONAL PGM		4	1	409	48	2	91	557	38	595	1104	1699
TOTAL FOR FEFP		66802	13588	8152	8624	130	4235	101534	27885	129420	44162	173582
FOOD SERVICE									187524		21640	
TRANSPORTATION											1227	

THOSE COSTS REPORTED IN THE COLUMN TITLED -SCHOOL INDIRECT- ARE DERIVED FROM TWO SOURCES: A) EXPENDITURES RECORDED BY SCHOOL AND B) SCHOOL LEVEL EXPENDITURES CENTRALLY RECORDED. FUNCTIONALLY DISTRIBUTED, THESE COSTS ARE AS REPORTED BELOW.

6100 PUPIL PERSONNEL	2649	6400 INSTR STAFF TRAINING	5291	7700 CENTRAL SERVICES
6200 INSTRUCTIONAL MEDIA	757	7300 SCHOOL ADMINISTRATION		7900 OPERATION OF PLANT
6300 INSTR & CURR DEVLPMNT	19185	7400 FACILITIES ACQ-CONSTR		8100 MAINTENANCE OF PLANT
				8200 ADMIN. TECH. SERVICES
				6500 INSTR. TECH. SERVICES

FUND- 4
 SCHL- 0211 NICEVILLE SENIOR HIGH SCHOOL

PROGRAM CATEGORY	NBR	DIRECT						TOTAL DIRECT	SCHOOL INDIRECT	SCHOOL COST	DISTRICT INDIRECT	TOTAL
		SALARIES	BENEFITS	PURCHASED SERVICES	MATERIAL SUPPLIES	OTHER EXPENSES	CAPITAL OUTLAY					
9-12 BASIC	103	243	55	21701	2552	125	4833	29512	3005	32517	58479	90997
BASIC		243	55	21701	2552	125	4833	29512	3005	32517	58479	90997
ESOL	130	1		107	12		24	146	14	161	290	452
ESOL		1		107	12		24	146	14	161	290	452
9-12 BASIC W/ES	113	122966	42690	4188	761	2212	1930	174749	5044	179793	42418	222211
ESE LEVEL 4	254	6367	2210	216	39	114	99	9048	261	9309	2196	11505
ESE LEVEL 5	255	5696	1977	194	35	102	89	8095	233	8329	1965	10294
ESE		135030	46878	4598	835	2429	2119	191893	5539	197432	46579	244011
VOCATIONAL, 6-12	300	24	5	2177	256	12	484	2961	301	3262	5868	9130
VOCATIONAL PGM		24	5	2177	256	12	484	2961	301	3262	5868	9130
TOTAL FOR FEFP		135299	46940	28585	3657	2568	7461	224513	8860	233374	111218	344592
FOOD SERVICE									515341		108155	
TRANSPORTATION											6101	

THOSE COSTS REPORTED IN THE COLUMN TITLED -SCHOOL INDIRECT- ARE DERIVED FROM TWO SOURCES: A) EXPENDITURES RECORDED BY SCHOOL AND B) SCHOOL LEVEL EXPENDITURES CENTRALLY RECORDED. FUNCTIONALLY DISTRIBUTED, THESE COSTS ARE AS REPORTED BELOW.

- | | | | |
|----------------------------|------|----------------------------|----------------------------|
| 6100 PUPIL PERSONNEL | 4930 | 6400 INSTR STAFF TRAINING | 7700 CENTRAL SERVICES |
| 6200 INSTRUCTIONAL MEDIA | 3929 | 7300 SCHOOL ADMINISTRATION | 7900 OPERATION OF PLANT |
| 6300 INSTR & CURR DEVLPMNT | | 7400 FACILITIES ACQ-CONSTR | 8100 MAINTENANCE OF PLANT |
| | | | 8200 ADMIN. TECH. SERVICES |
| | | | 6500 INSTR. TECH. SERVICES |

FUND- 4
 SCHL- 0222 NORTHWOOD ELEMENTARY

PROGRAM CATEGORY	NBR	SALARIES	BENEFITS	PURCHASED SERVICES	DIRECT MATERIAL SUPPLIES	OTHER EXPENSES	CAPITAL OUTLAY	TOTAL DIRECT	SCHOOL INDIRECT	SCHOOL COST	DISTRICT INDIRECT	TOTAL
K-3 BASIC	101	85290	18062	5883	10199	1115	6240	126791	3906	130698	31060	161759
4-8 BASIC	102	76360	8853	2883	4999	546	3059	96703	1914	98618	15224	113843
BASIC		161650	26916	8766	15199	1661	9299	223495	5821	229316	46285	275602
ESOL	130	368	395	128	223	24	136	1278	85	1363	680	2044
ESOL		368	395	128	223	24	136	1278	85	1363	680	2044
PK-3 BASIC W/ES	111	6330	5507	1877	3240	386	2368	19710	9763	29473	23646	53120
4-8 BASIC W/ESE	112	3559	2142	730	1260	150	921	8765	3798	12563	9200	21764
ESE LEVEL 4	254					2	14	111	58	170	142	312
ESE LEVEL 5	255	30	33	11	19							
ESE		9920	7683	2619	4520	538	3304	28587	13620	42207	32989	75197
TOTAL FOR FEFP		171939	34996	11515	19943	2225	12740	253360	19527	272888	79955	352844
FOOD SERVICE									24153		35370	
TRANSPORTATION											2011	

THOSE COSTS REPORTED IN THE COLUMN TITLED --SCHOOL INDIRECT- ARE DERIVED FROM TWO SOURCES: A) EXPENDITURES RECORDED BY SCHOOL AND B) SCHOOL LEVEL EXPENDITURES CENTRALLY RECORDED. FUNCTIONALLY DISTRIBUTED, THESE COSTS ARE AS REPORTED BELOW.

- | | | | | |
|----------------------------|-------|----------------------------|-----|----------------------------|
| 6100 PUPIL PERSONNEL | 5524 | 6400 INSTR STAFF TRAINING | 799 | 7700 CENTRAL SERVICES |
| 6200 INSTRUCTIONAL MEDIA | 1243 | 7300 SCHOOL ADMINISTRATION | | 7900 OPERATION OF PLANT |
| 6300 INSTR & CURR DEVLPMNT | 11958 | 7400 FACILITIES ACQ-CONSTR | | 8100 MAINTENANCE OF PLANT |
| | | | | 8200 ADMIN. TECH. SERVICES |
| | | | | 6500 INSTR. TECH. SERVICES |

FUND- 4
 SCHL- 0241 SILVER SANDS SCHOOL

PROGRAM	NBR	SALARIES	BENEFITS	PURCHASED SERVICES	DIRECT MATERIAL SUPPLIES	OTHER EXPENSES	CAPITAL OUTLAY	TOTAL DIRECT	SCHOOL INDIRECT	SCHOOL COST	DISTRICT INDIRECT	TOTAL
PK-3 BASIC W/ES	111	174	42	81	7	1	19	326	8	335	434	769
9-12 BASIC W/ES	113	650	158	303	29	4	73	1219	32	1252	1619	2871
ESE LEVEL 4	254	6313	1534	2948	281	46	715	11839	314	12154	15715	27869
ESE LEVEL 5	255	17147	4168	8007	765	127	1942	32158	853	33011	42685	75697
ESE		24285	5903	11340	1084	180	2751	45545	1208	46754	60454	107208
TOTAL FOR FEFP		24285	5903	11340	1084	180	2751	45545	1208	46754	60454	107208
FOOD SERVICE											8640	
TRANSPORTATION									5857		492	

THOSE COSTS REPORTED IN THE COLUMN TITLED -SCHOOL INDIRECT- ARE DERIVED FROM TWO SOURCES: A) EXPENDITURES RECORDED BY SCHOOL AND B) SCHOOL LEVEL EXPENDITURES CENTRALLY RECORDED. FUNCTIONALLY DISTRIBUTED, THESE COSTS ARE AS REPORTED BELOW.

- | | | |
|----------------------------|----------------------------|----------------------------|
| 6100 PUPIL PERSONNEL | 6400 INSTR STAFF TRAINING | 7700 CENTRAL SERVICES |
| 6200 INSTRUCTIONAL MEDIA | 7300 SCHOOL ADMINISTRATION | 7900 OPERATION OF PLANT |
| 6300 INSTR & CURR DEVLPMNT | 7400 FACILITIES ACQ-CONSTR | 8100 MAINTENANCE OF PLANT |
| | | 8200 ADMIN. TECH. SERVICES |
| | | 6500 INSTR. TECH. SERVICES |

FUND- 4
 SCHL- 0251 SOUTHSIDE ELEMENTARY

PROGRAM	NBR	SALARIES	BENEFITS	PURCHASED SERVICES	DIRECT MATERIAL SUPPLIES	OTHER EXPENSES	CAPITAL OUTLAY	TOTAL DIRECT	SCHOOL INDIRECT	SCHOOL COST	DISTRICT INDIRECT	TOTAL
K-3 BASIC	101	55071	13030	4315	4840	70	2760	80088	44489	124578	22783	147362
4-8 BASIC	102	37284	5450	1805	2025	29	1154	47749	18611	66361	9530	75891
BASIC		92356	18480	6120	6865	100	3914	127838	63101	190939	32314	223253
ESOL	130	1839	634	209	235	3	134	3057	2164	5222	1108	6330
ESOL		1839	634	209	235	3	134	3057	2164	5222	1108	6330
PK-3 BASIC W/ES	111	76230	25513	1547	1765	456	1329	106841	29150	135992	19483	155476
4-8 BASIC W/ESE	112	51114	17020	1032	1177	304	886	71536	19446	90983	12998	103981
ESE LEVEL 4	254	2475	718	43	49	12	37	3337	821	4158	548	4707
ESE LEVEL 5	255	2350	676	40	46	12	35	3161	772	3934	516	4450
ESE		132170	43928	2664	3039	786	2288	184877	50190	235068	33547	268615
TOTAL FOR FEFP		226367	63043	8994	10140	889	6337	315772	115456	431229	66970	498200
FOOD SERVICE									221951		29409	
TRANSPORTATION											1673	

THOSE COSTS REPORTED IN THE COLUMN TITLED -SCHOOL INDIRECT- ARE DERIVED FROM TWO SOURCES: A) EXPENDITURES RECORDED BY SCHOOL AND B) SCHOOL LEVEL EXPENDITURES CENTRALLY RECORDED. FUNCTIONALLY DISTRIBUTED, THESE COSTS ARE AS REPORTED BELOW.

- 6100 PUPIL PERSONNEL
- 6200 INSTRUCTIONAL MEDIA
- 6300 INSTR & CURR DEVLPMNT
- 5013 6400 INSTR STAFF TRAINING
- 941 7300 SCHOOL ADMINISTRATION
- 97561 7400 FACILITIES ACQ-CONSTR
- 11938 7700 CENTRAL SERVICES
- 7900 OPERATION OF PLANT
- 8100 MAINTENANCE OF PLANT
- 8200 ADMIN. TECH. SERVICES
- 6500 INSTR. TECH. SERVICES

FUND- 4
 SCHL- 0261 VALPARAISO ELEMENTARY

PROGRAM CATEGORY	NBR	DIRECT						TOTAL DIRECT	SCHOOL INDIRECT	SCHOOL COST	DISTRICT INDIRECT	TOTAL
		SALARIES	BENEFITS	PURCHASED SERVICES	MATERIAL SUPPLIES	OTHER EXPENSES	CAPITAL OUTLAY					
K-3 BASIC	101	33	7	2993	352	17	666	4071	28271	32342	8066	40409
4-8 BASIC	102	14	3	1325	155	7	295	1802	12515	14317	3571	17888
BASIC		48	11	4318	508	24	961	5873	40786	46660	11637	58298
ESOL	130			88	10		19	120	836	957	238	1196
ESOL				88	10		19	120	836	957	238	1196
PK-3 BASIC W/ES	111	164737	62944	2401	436	444	1106	232071	43089	275160	24322	299482
4-8 BASIC W/ESE	112	83633	23878	910	165	168	419	109176	16345	125522	9226	134748
ESE LEVEL 4	254	86487	17200	656	119	121	302	104887	11774	116661	6646	123308
ESE LEVEL 5	255	15962	7726	294	53	54	135	24227	5289	29517	2985	32503
ESE		350819	111749	4263	774	789	1964	470362	76499	546861	43181	590042
TOTAL FOR FEFP		350869	111760	8670	1293	815	2946	476355	118122	594478	55057	649536
FOOD SERVICE									168657		22916	
TRANSPORTATION											1295	

THOSE COSTS REPORTED IN THE COLUMN TITLED -SCHOOL INDIRECT- ARE DERIVED FROM TWO SOURCES: A) EXPENDITURES RECORDED BY SCHOOL AND B) SCHOOL LEVEL EXPENDITURES CENTRALLY RECORDED. FUNCTIONALLY DISTRIBUTED, THESE COSTS ARE AS REPORTED BELOW.

- | | | | |
|----------------------------|--------|----------------------------|----------------------------|
| 6100 PUPIL PERSONNEL | | 6400 INSTR STAFF TRAINING | 7700 CENTRAL SERVICES |
| 6200 INSTRUCTIONAL MEDIA | 797 | 7300 SCHOOL ADMINISTRATION | 7900 OPERATION OF PLANT |
| 6300 INSTR & CURR DEVLPMNT | 117324 | 7400 FACILITIES ACQ-CONSTR | 8100 MAINTENANCE OF PLANT |
| | | | 8200 ADMIN. TECH. SERVICES |
| | | | 6500 INSTR. TECH. SERVICES |

FUND- 4
 SCHL- 0271 PRYOR MIDDLE SCHOOL

PROGRAM CATEGORY	NBR	DIRECT						TOTAL DIRECT	SCHOOL INDIRECT	SCHOOL COST	DISTRICT INDIRECT	TOTAL
		SALARIES	BENEFITS	PURCHASED SERVICES	MATERIAL SUPPLIES	OTHER EXPENSES	CAPITAL OUTLAY					
K-3 BASIC	101							8548	686	9234	16939	26174
4-8 BASIC	102	70	16	6285	739	36	1399	8548	686	9234	16939	26174
BASIC		70	16	6285	739	36	1399	8548	686	9234	16939	26174
ESOL	130	3		302	35	1	67	411	33	444	814	1258
ESOL		3		302	35	1	67	411	33	444	814	1258
4-8 BASIC W/ESE	112	42192	30434	3019	548	722	1391	78309	88145	166454	30580	197034
ESE LEVEL 4	254	24084	1388	137	25	32	63	25732	4021	29753	1395	31148
ESE LEVEL 5	255	46821	1753	174	31	41	80	48903	5079	53982	1762	55745
ESE		113098	33577	3331	605	797	1535	152944	97246	250191	33737	283928
TOTAL FOR FEFP		113172	33594	9919	1380	835	3002	161904	97965	259870	51491	311361
FOOD SERVICE TRANSPORTATION									242711		29782 1682	

THOSE COSTS REPORTED IN THE COLUMN TITLED --SCHOOL INDIRECT-- ARE DERIVED FROM TWO SOURCES: A) EXPENDITURES RECORDED BY SCHOOL AND B) SCHOOL LEVEL EXPENDITURES CENTRALLY RECORDED. FUNCTIONALLY DISTRIBUTED, THESE COSTS ARE AS REPORTED BELOW.

- | | | | |
|----------------------------|-------|----------------------------|----------------------------|
| 6100 PUPIL PERSONNEL | 22461 | 6400 INSTR STAFF TRAINING | 7700 CENTRAL SERVICES |
| 6200 INSTRUCTIONAL MEDIA | 1066 | 7300 SCHOOL ADMINISTRATION | 7900 OPERATION OF PLANT |
| 6300 INSTR & CURR DEVLPMNT | 74436 | 7400 FACILITIES ACQ-CONSTR | 8100 MAINTENANCE OF PLANT |
| | | | 8200 ADMIN. TECH. SERVICES |
| | | | 6500 INSTR. TECH. SERVICES |

FUND- 4
 SCHL- 0281 WRIGHT ELEMENTARY

PROGRAM CATEGORY	NBR	SALARIES	BENEFITS	PURCHASED SERVICES	DIRECT MATERIAL SUPPLIES	OTHER EXPENSES	CAPITAL OUTLAY	TOTAL DIRECT	SCHOOL INDIRECT	SCHOOL COST	DISTRICT INDIRECT	TOTAL
K-3 BASIC	101	79404	13261	4123	18211	67	4455	119523	25514	145038	21769	166808
4-8 BASIC	102	24561	5721	1778	7856	29	1922	41870	11007	52877	9391	62269
BASIC		103966	18982	5902	26068	96	6377	161394	36521	197916	31161	229077
ESOL	130	921	1145	356	1573	5	384	4387	2204	6592	1880	8473
ESOL		921	1145	356	1573	5	384	4387	2204	6592	1880	8473
PK-3 BASIC W/ES	111	57215	20119	2054	8912	922	2630	91854	43005	134859	25871	160731
4-8 BASIC W/ESE	112	36997	10407	1062	4610	477	1360	54916	22247	77163	13383	90547
ESE LEVEL 4	254	3977	1910	195	846	87	249	7266	4083	11350	2456	13806
ESE LEVEL 5	255	163	78	8	34	3	10	298	167	466	100	566
ESE		98353	32515	3320	14404	1490	4250	154335	69503	223839	41813	265652
TOTAL FOR FEFP		203241	52644	9578	42046	1593	11013	320117	108229	428347	74855	503203
FOOD SERVICE											28910	
TRANSPORTATION											1645	

THOSE COSTS REPORTED IN THE COLUMN TITLED -SCHOOL INDIRECT- ARE DERIVED FROM TWO SOURCES: A) EXPENDITURES RECORDED BY SCHOOL AND B) SCHOOL LEVEL EXPENDITURES CENTRALLY RECORDED. FUNCTIONALLY DISTRIBUTED, THESE COSTS ARE AS REPORTED BELOW.

6100 PUPIL PERSONNEL	12470	6400 INSTR STAFF TRAINING	11198	7700 CENTRAL SERVICES
6200 INSTRUCTIONAL MEDIA	1053	7300 SCHOOL ADMINISTRATION		7900 OPERATION OF PLANT
6300 INSTR & CURR DEVLPMNT	83505	7400 FACILITIES ACQ-CONSTR		8100 MAINTENANCE OF PLANT
				8200 ADMIN. TECH. SERVICES
				6500 INSTR. TECH. SERVICES

FUND- 4
 SCHL- 0431 SHALIMAR ELEMENTARY

PROGRAM CATEGORY	NBR	DIRECT						TOTAL DIRECT	SCHOOL INDIRECT	SCHOOL COST	DISTRICT INDIRECT	TOTAL
		SALARIES	BENEFITS	PURCHASED SERVICES	MATERIAL SUPPLIES	OTHER EXPENSES	CAPITAL OUTLAY					
K-3 BASIC	101	40	9	3576	420	20	796	4863	36905	41769	9637	51406
4-8 BASIC	102	21	4	1874	220	10	417	2549	19347	21897	5052	26949
BASIC		61	14	5451	641	31	1214	7413	56253	63666	14689	78356
ESOL	130	1		175	20	1	39	238	1810	2048	472	2521
ESOL		1		175	20	1	39	238	1810	2048	472	2521
PK-3 BASIC W/ES 111		21682	3646	1083	196	510	499	27619	25097	52717	10972	63689
4-8 BASIC W/ESE 112		9386	3378	1003	182	472	462	14887	23254	38141	10166	48307
ESE LEVEL 4 254												
ESE		31069	7025	2087	379	983	961	42506	48352	90858	21138	111997
TOTAL FOR FEFP		31132	7040	7713	1041	1015	2215	50158	106415	156574	36300	192875
FOOD SERVICE									178992		23444	
TRANSPORTATION											1323	

THOSE COSTS REPORTED IN THE COLUMN TITLED -SCHOOL INDIRECT- ARE DERIVED FROM TWO SOURCES: A) EXPENDITURES RECORDED BY SCHOOL AND B) SCHOOL LEVEL EXPENDITURES CENTRALLY RECORDED. FUNCTIONALLY DISTRIBUTED, THESE COSTS ARE AS REPORTED BELOW.

- | | | | |
|----------------------------|-------|----------------------------|----------------------------|
| 6100 PUPIL PERSONNEL | 16434 | 6400 INSTR STAFF TRAINING | 7700 CENTRAL SERVICES |
| 6200 INSTRUCTIONAL MEDIA | 823 | 7300 SCHOOL ADMINISTRATION | 7900 OPERATION OF PLANT |
| 6300 INSTR & CURR DEVLPMNT | 89156 | 7400 FACILITIES ACQ-CONSTR | 8100 MAINTENANCE OF PLANT |
| | | | 8200 ADMIN. TECH. SERVICES |
| | | | 6500 INSTR. TECH. SERVICES |

FUND- 4
 SCHL- 0541 ELLIOTT POINT ELEMENTARY

PROGRAM CATEGORY	NBR	SALARIES	BENEFITS	PURCHASED SERVICES	DIRECT MATERIAL SUPPLIES	OTHER EXPENSES	CAPITAL OUTLAY	TOTAL DIRECT	SCHOOL INDIRECT	SCHOOL COST	DISTRICT INDIRECT	TOTAL
K-3 BASIC	101	117622	19625	4205	7530	68	2690	151742	22359	174102	22205	196308
4-8 BASIC	102	41444	7754	1661	2975	27	1062	54926	8834	63761	8773	72535
BASIC		159067	27379	5867	10506	95	3753	206669	31194	237863	30979	268843
ESOL	130	5712	3203	686	1229	11	439	11282	3650	14933	3625	18558
ESOL		5712	3203	686	1229	11	439	11282	3650	14933	3625	18558
PK-3 BASIC W/ES	111	50279	18052	3861	3647	288	1300	77431	27812	105243	19062	124305
4-8 BASIC W/ESE	112	42161	15372	3288	3106	245	1107	65281	23682	88963	16232	105196
ESE LEVEL 4	254	3157	1306	279	264	20	94	5122	2012	7135	1379	8515
ESE		95599	34731	7429	7017	555	2501	147835	53507	201342	36674	238017
TOTAL FOR FEFP		260378	65314	13983	18753	662	6693	365787	88351	454139	71279	525419
FOOD SERVICE									289158		28634	
TRANSPORTATION											1628	

THOSE COSTS REPORTED IN THE COLUMN TITLED -SCHOOL INDIRECT- ARE DERIVED FROM TWO SOURCES: A) EXPENDITURES RECORDED BY SCHOOL AND B) SCHOOL LEVEL EXPENDITURES CENTRALLY RECORDED. FUNCTIONALLY DISTRIBUTED, THESE COSTS ARE AS REPORTED BELOW.

6100 PUPIL PERSONNEL 19828 6400 INSTR STAFF TRAINING
 6200 INSTRUCTIONAL MEDIA 1051 7300 SCHOOL ADMINISTRATION
 6300 INSTR & CURR DEVLPMNT 67470 7400 FACILITIES ACQ-CONSTR

7700 CENTRAL SERVICES
 7900 OPERATION OF PLANT
 8100 MAINTENANCE OF PLANT
 8200 ADMIN. TECH. SERVICES
 6500 INSTR. TECH. SERVICES

FUND- 4
 SCHL- 0551 OCEAN CITY ELEMENTARY

PROGRAM CATEGORY	NBR	SALARIES	BENEFITS	PURCHASED SERVICES	DIRECT MATERIAL SUPPLIES	OTHER EXPENSES	CAPITAL OUTLAY	TOTAL DIRECT	SCHOOL INDIRECT	SCHOOL COST	DISTRICT INDIRECT	TOTAL
K-3 BASIC	101	82538	20060	9776	16021	56	2712	131167	27160	158328	18360	176688
4-8 BASIC	102	71678	7041	3431	5623	19	952	88748	9536	98285	6445	104730
BASIC		154217	27102	13208	21645	76	3664	219916	36697	256613	24805	281419
ESOL	130	1525	4054	1975	3238	11	548	11353	5489	16843	3710	20553
ESOL		1525	4054	1975	3238	11	548	11353	5489	16843	3710	20553
PK-3 BASIC W/ES	111	44749	22153	3563	6249	1335	1296	79346	25644	104991	16433	121424
4-8 BASIC W/ESE	112	83536	18453	2968	5205	1112	1079	112356	21363	133719	13689	147409
ESE LEVEL 4	254	18217	9190	1478	2592	553	537	32571	10640	43211	6818	50029
ESE		146504	49797	8009	14048	3001	2913	224274	57647	281922	36941	318863
TOTAL FOR FEFP		302247	80954	23193	38932	3089	7126	455543	99834	555378	65458	620836
FOOD SERVICE TRANSPORTATION									203122		21857 1244	

THOSE COSTS REPORTED IN THE COLUMN TITLED -SCHOOL INDIRECT- ARE DERIVED FROM TWO SOURCES: A) EXPENDITURES RECORDED BY SCHOOL AND B) SCHOOL LEVEL EXPENDITURES CENTRALLY RECORDED. FUNCTIONALLY DISTRIBUTED, THESE COSTS ARE AS REPORTED BELOW.

6100 PUPIL PERSONNEL		6400 INSTR STAFF TRAINING		7700 CENTRAL SERVICES	
6200 INSTRUCTIONAL MEDIA	861	7300 SCHOOL ADMINISTRATION	10999	7900 OPERATION OF PLANT	74
6300 INSTR & CURR DEVLPMNT	87897	7400 FACILITIES ACQ-CONSTR		8100 MAINTENANCE OF PLANT	
				8200 ADMIN. TECH. SERVICES	
				6500 INSTR. TECH. SERVICES	

FUND- 4
 SCHL- 0561 MARY ESTHER ELEMENTARY

PROGRAM	NBR	SALARIES	BENEFITS	PURCHASED SERVICES	DIRECT MATERIAL SUPPLIES	OTHER EXPENSES	CAPITAL OUTLAY	TOTAL DIRECT	SCHOOL INDIRECT	SCHOOL COST	DISTRICT INDIRECT	TOTAL
K-3 BASIC	101	51667	11608	4431	6745	72	6652	81178	45639	126817	23397	150215
4-8 BASIC	102	21479	4277	1632	2485	26	2450	32352	16815	49167	8620	57788
BASIC		73146	15885	6064	9231	99	9103	113530	62454	175985	32018	208003
ESOL	130	1576	999	381	581	6	572	4118	3930	8049	2015	10064
ESOL		1576	999	381	581	6	572	4118	3930	8049	2015	10064
PK-3 BASIC W/ES	111	96897	26345	1643	3569	219	2764	131441	28499	159940	20697	180638
4-8 BASIC W/ESE	112	30605	10170	634	1378	84	1067	43940	11002	54942	7989	62932
ESE LEVEL 4	254	4591	898	56	121	7	94	5770	972	6742	706	7448
ESE LEVEL 5	255											
ESE		132094	37415	2334	5069	312	3925	181151	40474	221626	29393	251019
TOTAL FOR FEFP		206818	54301	8780	14881	417	13601	298800	106859	405660	63427	469088
FOOD SERVICE									193138		27880	
TRANSPORTATION											1585	

THOSE COSTS REPORTED IN THE COLUMN TITLED -SCHOOL INDIRECT- ARE DERIVED FROM TWO SOURCES: A) EXPENDITURES RECORDED BY SCHOOL AND B) SCHOOL LEVEL EXPENDITURES CENTRALLY RECORDED. FUNCTIONALLY DISTRIBUTED, THESE COSTS ARE AS REPORTED BELOW.

- | | | | | |
|----------------------------|-------|----------------------------|-------|----------------------------|
| 6100 PUPIL PERSONNEL | 5061 | 6400 INSTR STAFF TRAINING | 28022 | 7700 CENTRAL SERVICES |
| 6200 INSTRUCTIONAL MEDIA | 922 | 7300 SCHOOL ADMINISTRATION | | 7900 OPERATION OF PLANT |
| 6300 INSTR & CURR DEVLPMNT | 72851 | 7400 FACILITIES ACQ-CONSTR | | 8100 MAINTENANCE OF PLANT |
| | | | | 8200 ADMIN. TECH. SERVICES |
| | | | | 6500 INSTR. TECH. SERVICES |

FUND- 4
 SCHL- 0571 PLEW ELEMENTARY

PROGRAM	NBR	SALARIES	BENEFITS	PURCHASED SERVICES	DIRECT MATERIAL SUPPLIES	OTHER EXPENSES	CAPITAL OUTLAY	TOTAL DIRECT	SCHOOL INDIRECT	SCHOOL COST	DISTRICT INDIRECT	TOTAL
K-3 BASIC	101	53	12	4734	556	27	1054	6438	25116	31555	12758	44314
4-8 BASIC	102	26	6	2354	276	13	524	3202	12491	15693	6345	22038
BASIC		79	18	7089	833	40	1578	9640	37607	47248	19103	66352
ESOL	130			26	3		5	35	138	173	70	244
ESOL				26	3		5	35	138	173	70	244
PK-3 BASIC W/ES 111		9889	3503	1094	198	43	504	15233	10623	25857	11084	36941
4-8 BASIC W/ESE 112		9073	3120	974	177	38	449	13834	9462	23297	9872	33170
ESE LEVEL 5 255			24	7	1		3	38	75	113	78	192
ESE		18963	6649	2076	377	81	957	29106	20161	49268	21036	70304
TOTAL FOR FEFP		19043	6667	9192	1214	122	2541	38782	57907	96690	40209	136900
FOOD SERVICE											30857	
TRANSPORTATION											1741	

THOSE COSTS REPORTED IN THE COLUMN TITLED -SCHOOL INDIRECT- ARE DERIVED FROM TWO SOURCES: A) EXPENDITURES RECORDED BY SCHOOL AND B) SCHOOL LEVEL EXPENDITURES CENTRALLY RECORDED. FUNCTIONALLY DISTRIBUTED, THESE COSTS ARE AS REPORTED BELOW.

- | | | | |
|----------------------------|-------|----------------------------|----------------------------|
| 6100 PUPIL PERSONNEL | | 6400 INSTR STAFF TRAINING | 7700 CENTRAL SERVICES |
| 6200 INSTRUCTIONAL MEDIA | 1079 | 7300 SCHOOL ADMINISTRATION | 7900 OPERATION OF PLANT |
| 6300 INSTR & CURR DEVLPMNT | 56827 | 7400 FACILITIES ACQ-CONSTR | 8100 MAINTENANCE OF PLANT |
| | | | 8200 ADMIN. TECH. SERVICES |
| | | | 6500 INSTR. TECH. SERVICES |

FUND- 4
 SCHL- 0581 CHOCTAWHATCHEE HIGH

PROGRAM CATEGORY	NBR	SALARIES	BENEFITS	PURCHASED SERVICES	DIRECT MATERIAL SUPPLIES	OTHER EXPENSES	CAPITAL OUTLAY	TOTAL DIRECT	SCHOOL INDIRECT	SCHOOL COST	DISTRICT INDIRECT	TOTAL
4-8 BASIC	102			3				4		5	9	14
9-12 BASIC	103	197	45	17573	2067	101	3913	23899	2294	26193	47357	73550
BASIC		197	45	17576	2067	101	3914	23903	2295	26198	47366	73564
ESOL	130	4	1	425	50	2	94	578	55	633	1145	1779
ESOL		4	1	425	50	2	94	578	55	633	1145	1779
4-8 BASIC W/ESE	112			16	2		7	27	41	69	166	236
9-12 BASIC W/ES	113	54	13	5092	925	153	2347	8587	12949	21536	51580	73117
ESE LEVEL 5	255	3		318	57	9	146	537	810	1348	3228	4577
ESE		58	14	5428	986	163	2501	9153	13801	22954	54976	77931
VOCATIONAL, 6-12	300	12	3	1142	207	34	526	1926	2904	4831	11570	16402
VOCATIONAL PGM		12	3	1142	207	34	526	1926	2904	4831	11570	16402
TOTAL FOR FEFP		272	64	24572	3311	302	7037	35561	19056	54618	115059	169677
FOOD SERVICE									381090		88571	
TRANSPORTATION											5005	

THOSE COSTS REPORTED IN THE COLUMN TITLED -SCHOOL INDIRECT- ARE DERIVED FROM TWO SOURCES: A) EXPENDITURES RECORDED BY SCHOOL AND B) SCHOOL LEVEL EXPENDITURES CENTRALLY RECORDED. FUNCTIONALLY DISTRIBUTED, THESE COSTS ARE AS REPORTED BELOW.

- | | | | |
|----------------------------|-------|----------------------------|----------------------------|
| 6100 PUPIL PERSONNEL | 15886 | 6400 INSTR STAFF TRAINING | 7700 CENTRAL SERVICES |
| 6200 INSTRUCTIONAL MEDIA | 3169 | 7300 SCHOOL ADMINISTRATION | 7900 OPERATION OF PLANT |
| 6300 INSTR & CURR DEVLPMNT | | 7400 FACILITIES ACQ-CONSTR | 8100 MAINTENANCE OF PLANT |
| | | | 8200 ADMIN. TECH. SERVICES |
| | | | 6500 INSTR. TECH. SERVICES |

FUND- 4
 SCHL- 0582 CHOCTAWHATCHEE ACADEMY

PROGRAM CATEGORY	NBR	SALARIES	BENEFITS	PURCHASED SERVICES	DIRECT MATERIAL SUPPLIES	OTHER EXPENSES	CAPITAL OUTLAY	TOTAL DIRECT	SCHOOL INDIRECT	SCHOOL COST	DISTRICT INDIRECT	TOTAL
9-12 BASIC	103	4		368	43	2	82	501		501	993	1495
BASIC		4		368	43	2	82	501		501	993	1495
9-12 BASIC W/ES 113				78	9		17	106		106	211	318
ESE				78	9		17	106		106	211	318
TOTAL FOR FEFP		5	1	447	52	2	99	608		608	1205	1813
FOOD SERVICE TRANSPORTATION											182	

THOSE COSTS REPORTED IN THE COLUMN TITLED -SCHOOL INDIRECT- ARE DERIVED FROM TWO SOURCES: A) EXPENDITURES RECORDED BY SCHOOL AND B) SCHOOL LEVEL EXPENDITURES CENTRALLY RECORDED. FUNCTIONALLY DISTRIBUTED, THESE COSTS ARE AS REPORTED BELOW.

- | | | |
|----------------------------|----------------------------|----------------------------|
| 6100 PUPIL PERSONNEL | 6400 INSTR STAFF TRAINING | 7700 CENTRAL SERVICES |
| 6200 INSTRUCTIONAL MEDIA | 7300 SCHOOL ADMINISTRATION | 7900 OPERATION OF PLANT |
| 6300 INSTR & CURR DEVLPMNT | 7400 FACILITIES ACQ-CONSTR | 8100 MAINTENANCE OF PLANT |
| | | 8200 ADMIN. TECH. SERVICES |
| | | 6500 INSTR. TECH. SERVICES |

FUND- 4
 SCHL- 0601 CRESTVIEW SENIOR HIGH

PROGRAM	NBR	SALARIES	BENEFITS	PURCHASED SERVICES	DIRECT MATERIAL SUPPLIES	OTHER EXPENSES	CAPITAL OUTLAY	TOTAL DIRECT	SCHOOL INDIRECT	SCHOOL COST	DISTRICT INDIRECT	TOTAL
								1		2	2	4
4-8 BASIC	102		46	17878	2103	103	3981	24314	18372	42686	48179	90866
9-12 BASIC	103	200										
BASIC		200	46	17879	2103	103	3982	24315	18373	42689	48182	90871
ESOL	130	2		179	21	1	40	244	184	429	484	913
ESOL		2		179	21	1	40	244	184	429	484	913
9-12 BASIC W/ES	113	59901	23765	4602	836	762	2121	91990	4517	96508	46617	143126
ESE LEVEL 4	254	1201	476	92	16	15	42	1844	90	1935	934	2870
ESE LEVEL 5	255	2457	975	188	34	31	87	3774	185	3959	1912	5872
ESE		63560	25217	4883	887	809	2250	97609	4793	102403	49465	151868
VOCATIONAL, 6-12	300	29	6	2647	311	15	589	3600	2720	6320	7134	13454
VOCATIONAL PGM		29	6	2647	311	15	589	3600	2720	6320	7134	13454
TOTAL FOR FEFP		63792	25270	25590	3323	929	6862	125769	26072	151842	105265	257107
FOOD SERVICE									482965		99223	
TRANSPORTATION											5599	

THOSE COSTS REPORTED IN THE COLUMN TITLED -SCHOOL INDIRECT- ARE DERIVED FROM TWO SOURCES: A) EXPENDITURES RECORDED BY SCHOOL AND B) SCHOOL LEVEL EXPENDITURES CENTRALLY RECORDED. FUNCTIONALLY DISTRIBUTED, THESE COSTS ARE AS REPORTED BELOW.

- | | | | |
|----------------------------|-------|----------------------------|----------------------------|
| 6100 PUPIL PERSONNEL | | 6400 INSTR STAFF TRAINING | 7700 CENTRAL SERVICES |
| 6200 INSTRUCTIONAL MEDIA | 3208 | 7300 SCHOOL ADMINISTRATION | 7900 OPERATION OF PLANT |
| 6300 INSTR & CURR DEVLPMNT | 22863 | 7400 FACILITIES ACQ-CONSTR | 8100 MAINTENANCE OF PLANT |
| | | | 8200 ADMIN. TECH. SERVICES |
| | | | 6500 INSTR. TECH. SERVICES |

FUND- 4
 SCHL- 0621 KENWOOD ELEMENTARY

PROGRAM CATEGORY	NBR	SALARIES	BENEFITS	PURCHASED SERVICES	DIRECT MATERIAL SUPPLIES	OTHER EXPENSES	CAPITAL OUTLAY	TOTAL DIRECT	SCHOOL INDIRECT	SCHOOL COST	DISTRICT INDIRECT	TOTAL
K-3 BASIC	101	48	11	4344	511	25	967	5907	37050	42958	11706	54664
4-8 BASIC	102	18	4	1683	198	9	374	2289	14357	16647	4536	21183
BASIC		67	15	6027	709	34	1342	8197	51408	59605	16242	75848
ESOL	130	2		254	29	1	56	345	2167	2513	684	3198
ESOL		2		254	29	1	56	345	2167	2513	684	3198
PK-3 BASIC W/ES	111	41721	14575	1056	191	245	486	58277	19069	77347	10698	88045
4-8 BASIC W/ESE	112	60905	11517	834	151	194	384	73988	15069	89058	8454	97512
ESE LEVEL 4	254	7270	396	28	5	6	13	7721	518	8239	290	8530
ESE LEVEL 5	255											
ESE		109897	26489	1919	348	446	884	139987	34658	174645	19443	194088
TOTAL FOR FEFP		109968	26505	8201	1087	483	2283	148529	88233	236763	36370	273134
FOOD SERVICE									166858		29134	
TRANSPORTATION											1643	

THOSE COSTS REPORTED IN THE COLUMN TITLED -SCHOOL INDIRECT- ARE DERIVED FROM TWO SOURCES: A) EXPENDITURES RECORDED BY SCHOOL AND B) SCHOOL LEVEL EXPENDITURES CENTRALLY RECORDED. FUNCTIONALLY DISTRIBUTED, THESE COSTS ARE AS REPORTED BELOW.

- | | | | |
|----------------------------|-------|----------------------------|----------------------------|
| 6100 PUPIL PERSONNEL | | 6400 INSTR STAFF TRAINING | 7700 CENTRAL SERVICES |
| 6200 INSTRUCTIONAL MEDIA | 961 | 7300 SCHOOL ADMINISTRATION | 7900 OPERATION OF PLANT |
| 6300 INSTR & CURR DEVLPMNT | 87271 | 7400 FACILITIES ACQ-CONSTR | 8100 MAINTENANCE OF PLANT |
| | | | 8200 ADMIN. TECH. SERVICES |
| | | | 6500 INSTR. TECH. SERVICES |

FUND- 4
 SCHL- 0631 FLOROSA ELEMENTARY SCHOOL

PROGRAM	NBR	SALARIES	BENEFITS	PURCHASED SERVICES	DIRECT MATERIAL SUPPLIES	OTHER EXPENSES	CAPITAL OUTLAY	TOTAL DIRECT	SCHOOL INDIRECT	SCHOOL COST	DISTRICT INDIRECT	TOTAL
K-3 BASIC	101	46	10	4149	488	23	924	5642	33657	39300	11181	50482
4-8 BASIC	102	22	5	2013	236	11	448	2737	16330	19067	5424	24492
BASIC		69	15	6162	724	35	1372	8380	49987	58368	16606	74975
ESOL	130	3		342	40	1	76	466	2782	3248	924	4172
ESOL		3		342	40	1	76	466	2782	3248	924	4172
PK-3 BASIC W/ES	111	67915	13217	3023	549	649	1393	86749	40263	127013	30627	157641
4-8 BASIC W/ESE	112	17952	4482	1025	186	220	472	24339	13653	37992	10385	48378
ESE LEVEL 4	254	863	227	52	9	11	23	1187	692	1880	527	2407
ESE LEVEL 5	255											
ESE		86732	17927	4101	745	880	1890	112277	54609	166886	41540	208427
TOTAL FOR FEFP		86805	17943	10606	1510	918	3339	121124	107379	228504	59071	287575
FOOD SERVICE											30175	
TRANSPORTATION											1703	

THOSE COSTS REPORTED IN THE COLUMN TITLED -SCHOOL INDIRECT- ARE DERIVED FROM TWO SOURCES: A) EXPENDITURES RECORDED BY SCHOOL AND B) SCHOOL LEVEL EXPENDITURES CENTRALLY RECORDED. FUNCTIONALLY DISTRIBUTED, THESE COSTS ARE AS REPORTED BELOW.

- | | | | |
|----------------------------|--------|----------------------------|----------------------------|
| 6100 PUPIL PERSONNEL | | 6400 INSTR STAFF TRAINING | 7700 CENTRAL SERVICES |
| 6200 INSTRUCTIONAL MEDIA | 1074 | 7300 SCHOOL ADMINISTRATION | 7900 OPERATION OF PLANT |
| 6300 INSTR & CURR DEVLPMNT | 106304 | 7400 FACILITIES ACQ-CONSTR | 8100 MAINTENANCE OF PLANT |
| | | | 8200 ADMIN. TECH. SERVICES |
| | | | 6500 INSTR. TECH. SERVICES |

FUND- 4
 SCHL- 0641 FORT WALTON BEACH HIGH

PROGRAM	NBR	SALARIES	BENEFITS	PURCHASED SERVICES	DIRECT MATERIAL SUPPLIES	OTHER EXPENSES	CAPITAL OUTLAY	TOTAL DIRECT	SCHOOL INDIRECT	SCHOOL COST	DISTRICT INDIRECT	TOTAL
9-12 BASIC	103	247	56	22022	2590	127	4904	29949	2530	32479	59346	91826
BASIC		247	56	22022	2590	127	4904	29949	2530	32479	59346	91826
ESOL	130	2		199	23	1	44	271	22	294	538	833
ESOL		2		199	23	1	44	271	22	294	538	833
PK-3 BASIC W/ES	111											
4-8 BASIC W/ESE	112											
9-12 BASIC W/ES	113	283	14	4286	652	108	1656	7002	394	7396	36394	43790
ESE LEVEL 4	254	1		25	3		9	42	2	44	219	263
ESE LEVEL 5	255	14		215	32	5	83	351	19	371	1826	2198
ESE		299	15	4527	689	114	1749	7395	416	7812	38440	46252
VOCATIONAL, 6-12	300	14	3	1247	146	7	277	1696	143	1839	3361	5200
VOCATIONAL PGM		14	3	1247	146	7	277	1696	143	1839	3361	5200
TOTAL FOR FEFP		563	75	27997	3450	250	6976	39313	3112	42426	101686	144113
FOOD SERVICE											97209	
TRANSPORTATION											5483	

THOSE COSTS REPORTED IN THE COLUMN TITLED -SCHOOL INDIRECT- ARE DERIVED FROM TWO SOURCES: A) EXPENDITURES RECORDED BY SCHOOL AND B) SCHOOL LEVEL EXPENDITURES CENTRALLY RECORDED. FUNCTIONALLY DISTRIBUTED, THESE COSTS ARE AS REPORTED BELOW.

- | | | | |
|----------------------------|------|----------------------------|----------------------------|
| 6100 PUPIL PERSONNEL | | 6400 INSTR STAFF TRAINING | 7700 CENTRAL SERVICES |
| 6200 INSTRUCTIONAL MEDIA | 3112 | 7300 SCHOOL ADMINISTRATION | 7900 OPERATION OF PLANT |
| 6300 INSTR & CURR DEVLPMNT | | 7400 FACILITIES ACQ-CONSTR | 8100 MAINTENANCE OF PLANT |
| | | | 8200 ADMIN. TECH. SERVICES |
| | | | 6500 INSTR. TECH. SERVICES |

FUND- 4
 SCHL- 0642 FWBHS SUCCESS ACADEMY

PROGRAM CATEGORY	NBR	SALARIES	BENEFITS	PURCHASED SERVICES	DIRECT MATERIAL SUPPLIES	OTHER EXPENSES	CAPITAL OUTLAY	TOTAL DIRECT	SCHOOL INDIRECT	SCHOOL COST	DISTRICT INDIRECT	TOTAL
9-12 BASIC	103	3		351	41	2	78	477		477	946	1423
BASIC		3		351	41	2	78	477		477	946	1423
9-12 BASIC W/ES 113		1		104	18	3	48	176		176	1058	1235
ESE		1		104	18	3	48	176		176	1058	1235
VOCATIONAL, 6-12 300				77	9		17	105		105	209	315
VOCATIONAL PGM				77	9		17	105		105	209	315
TOTAL FOR FEFP		5	1	533	69	5	143	759		759	2214	2974
											183	
FOOD SERVICE												
TRANSPORTATION												

THOSE COSTS REPORTED IN THE COLUMN TITLED -SCHOOL INDIRECT- ARE DERIVED FROM TWO SOURCES: A) EXPENDITURES RECORDED BY SCHOOL AND B) SCHOOL LEVEL EXPENDITURES CENTRALLY RECORDED. FUNCTIONALLY DISTRIBUTED, THESE COSTS ARE AS REPORTED BELOW.

- | | | |
|----------------------------|----------------------------|----------------------------|
| 6100 PUPIL PERSONNEL | 6400 INSTR STAFF TRAINING | 7700 CENTRAL SERVICES |
| 6200 INSTRUCTIONAL MEDIA | 7300 SCHOOL ADMINISTRATION | 7900 OPERATION OF PLANT |
| 6300 INSTR & CURR DEVLPMNT | 7400 FACILITIES ACQ-CONSTR | 8100 MAINTENANCE OF PLANT |
| | | 8200 ADMIN. TECH. SERVICES |
| | | 6500 INSTR. TECH. SERVICES |

FUND- 4
 SCHL- 0651 BRUNER MIDDLE SCHOOL

PROGRAM	NBR	SALARIES	BENEFITS	PURCHASED SERVICES	DIRECT MATERIAL SUPPLIES	OTHER EXPENSES	CAPITAL OUTLAY	TOTAL DIRECT	SCHOOL INDIRECT	SCHOOL COST	DISTRICT INDIRECT	TOTAL
4-8 BASIC	102	106	24	9483	1115	54	2112	12896	1217	14114	25555	39670
9-12 BASIC	103											
BASIC		106	24	9483	1115	54	2112	12896	1217	14114	25555	39670
ESOL	130	4	1	417	49	2	92	567	53	620	1124	1745
ESOL		4	1	417	49	2	92	567	53	620	1124	1745
PK-3 BASIC W/ES	111						1495	87158	22513	109671	32862	142534
4-8 BASIC W/ESE	112	58244	23314	3244	589	269	11	664	171	835	250	1086
ESE LEVEL 4	254	443	177	24	4	2	110	6438	1663	8102	2427	10529
ESE LEVEL 5	255	4302	1722	239	43	19						
ESE		62991	25214	3509	637	290	1617	94261	24348	118609	35540	154149
TOTAL FOR FEFP		63102	25240	13409	1802	348	3822	107725	25619	133345	62220	195565
FOOD SERVICE									363022		47248	
TRANSPORTATION											2667	

THOSE COSTS REPORTED IN THE COLUMN TITLED -SCHOOL INDIRECT- ARE DERIVED FROM TWO SOURCES: A) EXPENDITURES RECORDED BY SCHOOL AND B) SCHOOL LEVEL EXPENDITURES CENTRALLY RECORDED. FUNCTIONALLY DISTRIBUTED, THESE COSTS ARE AS REPORTED BELOW.

- | | | | |
|----------------------------|-------|----------------------------|----------------------------|
| 6100 PUPIL PERSONNEL | | 6400 INSTR STAFF TRAINING | 7700 CENTRAL SERVICES |
| 6200 INSTRUCTIONAL MEDIA | 1701 | 7300 SCHOOL ADMINISTRATION | 7900 OPERATION OF PLANT |
| 6300 INSTR & CURR DEVLPMNT | 23917 | 7400 FACILITIES ACQ-CONSTR | 8100 MAINTENANCE OF PLANT |
| | | | 8200 ADMIN. TECH. SERVICES |
| | | | 6500 INSTR. TECH. SERVICES |

FUND- 4
 SCHL- 0671 LEWIS MIDDLE SCHOOL

PROGRAM CATEGORY	NBR	SALARIES	BENEFITS	PURCHASED SERVICES	DIRECT MATERIAL SUPPLIES	OTHER EXPENSES	CAPITAL OUTLAY	TOTAL DIRECT	SCHOOL INDIRECT	SCHOOL COST	DISTRICT INDIRECT	TOTAL
4-8 BASIC	102	77	17	6889	810	39	1534	9369	859	10229	18566	28795
BASIC		77	17	6889	810	39	1534	9369	859	10229	18566	28795
ESOL	130			86	10		19	118	10	128	233	362
ESOL				86	10		19	118	10	128	233	362
4-8 BASIC W/ESE	112	60360	18014	2212	402	986	1019	82996	17562	100559	22412	122971
ESE LEVEL 4	254	5147	253	31	5	13	14	5465	246	5712	314	6027
ESE LEVEL 5	255	401	352	43	7	19	19	844	343	1188	438	1626
ESE		65909	18620	2287	415	1020	1054	89306	18152	107459	23165	130625
TOTAL FOR FEFP		65987	18638	9263	1236	1060	2607	98794	19022	117817	41966	159783
FOOD SERVICE TRANSPORTATION									228119		31103 1756	

THOSE COSTS REPORTED IN THE COLUMN TITLED -SCHOOL INDIRECT- ARE DERIVED FROM TWO SOURCES: A) EXPENDITURES RECORDED BY SCHOOL AND B) SCHOOL LEVEL EXPENDITURES CENTRALLY RECORDED. FUNCTIONALLY DISTRIBUTED, THESE COSTS ARE AS REPORTED BELOW.

- | | | | |
|----------------------------|-------|----------------------------|----------------------------|
| 6100 PUPIL PERSONNEL | | 6400 INSTR STAFF TRAINING | 7700 CENTRAL SERVICES |
| 6200 INSTRUCTIONAL MEDIA | 1142 | 7300 SCHOOL ADMINISTRATION | 7900 OPERATION OF PLANT |
| 6300 INSTR & CURR DEVLPMNT | 17879 | 7400 FACILITIES ACQ-CONSTR | 8100 MAINTENANCE OF PLANT |
| | | | 8200 ADMIN. TECH. SERVICES |
| | | | 6500 INSTR. TECH. SERVICES |

FUND- 4
 SCHL- 0681 LONGWOOD ELEMENTARY SCHOOL

PROGRAM	NBR	SALARIES	BENEFITS	PURCHASED SERVICES	DIRECT MATERIAL SUPPLIES	OTHER EXPENSES	CAPITAL OUTLAY	TOTAL DIRECT	SCHOOL INDIRECT	SCHOOL COST	DISTRICT INDIRECT	TOTAL
K-3 BASIC	101	35239	6236	3058	5952	147	1956	52590	18611	71202	16148	87350
4-8 BASIC	102	28410	3105	1522	2963	73	974	37050	9267	46317	8040	54358
BASIC		63649	9342	4581	8916	221	2930	89641	27879	117520	24189	141709
ESOL	130	742	340	166	324	8	106	1689	1016	2706	881	3587
ESOL		742	340	166	324	8	106	1689	1016	2706	881	3587
PK-3 BASIC W/ES	111	143754	46170	2230	4301	679	1916	199053	35120	234173	28091	262264
4-8 BASIC W/ESE	112	38602	15975	771	1488	235	662	57735	12151	69887	9719	79607
ESE LEVEL 4	254	14858	6149	297	572	90	255	22223	4677	26901	3741	30642
ESE LEVEL 5	255	6374	2638	127	245	38	109	9534	2006	11541	1605	13146
ESE		203589	70933	3427	6608	1044	2943	288547	53956	342504	43157	385661
TOTAL FOR FEFP		267981	80615	8175	15849	1273	5980	379878	82851	462730	68227	530958
FOOD SERVICE											20734	
TRANSPORTATION									160761		1180	

THOSE COSTS REPORTED IN THE COLUMN TITLED -SCHOOL INDIRECT- ARE DERIVED FROM TWO SOURCES: A) EXPENDITURES RECORDED BY SCHOOL AND B) SCHOOL LEVEL EXPENDITURES CENTRALLY RECORDED. FUNCTIONALLY DISTRIBUTED, THESE COSTS ARE AS REPORTED BELOW.

6100 PUPIL PERSONNEL	1589	6400 INSTR STAFF TRAINING	3457	7700 CENTRAL SERVICES
6200 INSTRUCTIONAL MEDIA	689	7300 SCHOOL ADMINISTRATION		7900 OPERATION OF PLANT
6300 INSTR & CURR DEVLPMNT	77113	7400 FACILITIES ACQ-CONSTR		8100 MAINTENANCE OF PLANT
				8200 ADMIN. TECH. SERVICES
				6500 INSTR. TECH. SERVICES

FUND- 4
 SCHL- 0701 OKALOOSA APPLIED TECHNOLOGY CR

PROGRAM	NBR	SALARIES	BENEFITS	PURCHASED SERVICES	DIRECT MATERIAL SUPPLIES	OTHER EXPENSES	CAPITAL OUTLAY	TOTAL DIRECT	SCHOOL INDIRECT	SCHOOL COST	DISTRICT INDIRECT	TOTAL
9-12 BASIC	103	6	1	554	65	24549	123	25301	25380	50681	1495	52177
BASIC		6	1	554	65	24549	123	25301	25380	50681	1495	52177
ESOL	130			1		69		71	72	143	4	148
ESOL				1		69		71	72	143	4	148
4-8 BASIC W/ESE	112	147	26	93	16	3952	43	4279	4084	8364	946	9311
9-12 BASIC W/ES	113	954	168	605	110	25599	279	27716	26450	54167	6131	60299
ESE		1101	194	698	126	29552	322	31996	30535	62532	7078	69610
VOCATIONAL, 6-12	300	19	4	1761	207	77937	392	80323	80577	160900	4746	165647
VOCATIONAL PGM		19	4	1761	207	77937	392	80323	80577	160900	4746	165647
CONTINUING WORK	341	8	1	718	84	31794	160	32767	32870	65637	1936	67574
ADULT-VOC		8	1	718	84	31794	160	32767	32870	65637	1936	67574
AGRISCIENCE & N	351	1		168	19	7463	37	7691	7716	15407	454	15862
BUSINESS EDUCAT	352	2		214	25	9503	47	9794	9825	19619	578	20198
HEALTH SCIENCE	354	10	2	976	114	43208	217	44530	44671	89201	2631	91833
INDUSTRIAL	355	16	3	1443	169	63847	321	65801	66009	131810	3888	135698
ADULT PGM		31	7	2803	329	124022	624	127817	128221	256039	7553	263593
TOTAL FOR FEFP		1167	209	6538	813	287925	1622	298277	297657	595935	22814	618749
FOOD SERVICE									17160		9388	
TRANSPORTATION											530	

THOSE COSTS REPORTED IN THE COLUMN TITLED -SCHOOL INDIRECT- ARE DERIVED FROM TWO SOURCES: A) EXPENDITURES RECORDED BY SCHOOL AND B) SCHOOL LEVEL EXPENDITURES CENTRALLY RECORDED. FUNCTIONALLY DISTRIBUTED, THESE COSTS ARE AS REPORTED BELOW.

- | | | | | |
|----------------------------|--------|----------------------------|--|----------------------------|
| 6100 PUPIL PERSONNEL | | 6400 INSTR STAFF TRAINING | | 7700 CENTRAL SERVICES |
| 6200 INSTRUCTIONAL MEDIA | | 7300 SCHOOL ADMINISTRATION | | 7900 OPERATION OF PLANT |
| 6300 INSTR & CURR DEVLPMNT | 297657 | 7400 FACILITIES ACQ-CONSTR | | 8100 MAINTENANCE OF PLANT |
| | | | | 8200 ADMIN. TECH. SERVICES |
| | | | | 6500 INSTR. TECH. SERVICES |

FUND- 4
 SCHL- 0731 WALKER ELEMENTARY

PROGRAM CATEGORY	NBR	SALARIES	BENEFITS	PURCHASED SERVICES	DIRECT MATERIAL SUPPLIES	OTHER EXPENSES	CAPITAL OUTLAY	TOTAL DIRECT	SCHOOL INDIRECT	SCHOOL COST	DISTRICT INDIRECT	TOTAL
K-3 BASIC	101	70307	12809	6213	8922	604	4594	103453	40149	143602	32807	176410
4-8 BASIC	102	62704	5586	2709	3890	263	2003	77157	17508	94665	14306	108972
BASIC		133011	18395	8923	12813	868	6597	180610	57657	238268	47113	285382
ESOL	130	61	57	28	40	2	20	211	181	392	148	541
ESOL		61	57	28	40	2	20	211	181	392	148	541
PK-3 BASIC W/ES	111	5459	4606	2070	2983	319	1975	17414	20118	37533	26073	63606
4-8 BASIC W/ESE	112	3135	2645	1189	1713	183	1134	10003	11556	21559	14977	36536
ESE LEVEL 4	254	220	186	83	120	12	79	703	812	1516	1053	2569
ESE LEVEL 5	255	79	67	30	43	4	28	253	293	546	379	926
ESE		8894	7505	3373	4861	519	3219	28374	32781	61155	42483	103639
TOTAL FOR FEFP		141968	25959	12325	17714	1391	9837	209196	90620	299817	89746	389563
FOOD SERVICE									247936		38698	
TRANSPORTATION											2201	

THOSE COSTS REPORTED IN THE COLUMN TITLED -SCHOOL INDIRECT- ARE DERIVED FROM TWO SOURCES: A) EXPENDITURES RECORDED BY SCHOOL AND B) SCHOOL LEVEL EXPENDITURES CENTRALLY RECORDED. FUNCTIONALLY DISTRIBUTED, THESE COSTS ARE AS REPORTED BELOW.

6100 PUPIL PERSONNEL	5846	6400 INSTR STAFF TRAINING	13724	7700 CENTRAL SERVICES
6200 INSTRUCTIONAL MEDIA	1360	7300 SCHOOL ADMINISTRATION		7900 OPERATION OF PLANT
6300 INSTR & CURR DEVLPMNT	69687	7400 FACILITIES ACQ-CONSTR		8100 MAINTENANCE OF PLANT
				8200 ADMIN. TECH. SERVICES
				6500 INSTR. TECH. SERVICES

FUND- 4
 SCHL- 0741 BLUEWATER ELEMENTARY

PROGRAM CATEGORY	NBR	SALARIES	BENEFITS	PURCHASED SERVICES	DIRECT MATERIAL SUPPLIES	OTHER EXPENSES	CAPITAL OUTLAY	TOTAL DIRECT	SCHOOL INDIRECT	SCHOOL COST	DISTRICT INDIRECT	TOTAL
K-3 BASIC	101	59	13	5279	621	30	1175	7179	28121	35300	14226	49527
4-8 BASIC	102	24	5	2200	258	12	490	2992	11722	14715	5930	20646
9-12 BASIC	103											
BASIC		84	19	7479	879	43	1665	10172	39843	50016	20156	70173
ESOL	130			31	3		7	43	170	213	86	299
ESOL				31	3		7	43	170	213	86	299
PK-3 BASIC W/ES	111	117898	30101	3256	392	1383	994	154027	23106	177134	21856	198991
4-8 BASIC W/ESE	112	11704	13154	1423	171	604	434	27492	10097	37590	9551	47141
ESE LEVEL 4	254	3217	213	23	2	9	7	3474	163	3638	154	3793
ESE		132821	43469	4703	566	1998	1436	184994	33367	218362	31562	249925
TOTAL FOR FEFP		132905	43488	12215	1449	2041	3109	195210	73381	268592	51805	320398
									199569		33063	1869

FOOD SERVICE
 TRANSPORTATION

THOSE COSTS REPORTED IN THE COLUMN TITLED -SCHOOL INDIRECT- ARE DERIVED FROM TWO SOURCES: A) EXPENDITURES RECORDED BY SCHOOL AND B) SCHOOL LEVEL EXPENDITURES CENTRALLY RECORDED. FUNCTIONALLY DISTRIBUTED, THESE COSTS ARE AS REPORTED BELOW.

- | | | | |
|----------------------------|-------|----------------------------|----------------------------|
| 6100 PUPIL PERSONNEL | | 6400 INSTR STAFF TRAINING | 7700 CENTRAL SERVICES |
| 6200 INSTRUCTIONAL MEDIA | 1150 | 7300 SCHOOL ADMINISTRATION | 7900 OPERATION OF PLANT |
| 6300 INSTR & CURR DEVLPMNT | 72230 | 7400 FACILITIES ACQ-CONSTR | 8100 MAINTENANCE OF PLANT |
| | | | 8200 ADMIN. TECH. SERVICES |
| | | | 6500 INSTR. TECH. SERVICES |

FUND- 4
 SCHL- 0751 ANTIOCH ELEMENTARY

PROGRAM CATEGORY	NBR	SALARIES	BENEFITS	PURCHASED SERVICES	DIRECT MATERIAL SUPPLIES	OTHER EXPENSES	CAPITAL OUTLAY	TOTAL DIRECT	SCHOOL INDIRECT	SCHOOL COST	DISTRICT INDIRECT	TOTAL
K-3 BASIC	101	70	16	6282	739	36	1399	8543	41443	49987	16930	66917
4-8 BASIC	102	30	6	2690	316	15	599	3659	17750	21409	7251	28660
BASIC		100	23	8973	1055	51	1998	12203	59193	71397	24181	95578
ESOL	130	1		123	14		27	168	815	984	333	1317
ESOL		1		123	14		27	168	815	984	333	1317
PK-3 BASIC W/ES 111		52825	13302	2542	461	1262	1171	71566	43545	115112	25748	140860
4-8 BASIC W/ESE 112		20808	5239	1001	181	497	461	28190	17152	45343	10142	55485
ESE LEVEL 4 254		4760	1198	229	41	113	105	6449	3924	10373	2320	12694
ESE		78394	19741	3772	685	1872	1738	106205	64623	170829	38211	209040
TOTAL FOR FEFP		78496	19764	12869	1755	1925	3764	118577	124632	243210	62725	305936
FOOD SERVICE TRANSPORTATION									235156		43319 2446	

THOSE COSTS REPORTED IN THE COLUMN TITLED -SCHOOL INDIRECT- ARE DERIVED FROM TWO SOURCES: A) EXPENDITURES RECORDED BY SCHOOL AND B) SCHOOL LEVEL EXPENDITURES CENTRALLY RECORDED. FUNCTIONALLY DISTRIBUTED, THESE COSTS ARE AS REPORTED BELOW.

6100 PUPIL PERSONNEL
 6200 INSTRUCTIONAL MEDIA
 6300 INSTR & CURR DEVLPMNT

1567
 123064

6400 INSTR STAFF TRAINING
 7300 SCHOOL ADMINISTRATION
 7400 FACILITIES ACQ-CONSTR

7700 CENTRAL SERVICES
 7900 OPERATION OF PLANT
 8100 MAINTENANCE OF PLANT
 8200 ADMIN. TECH. SERVICES
 6500 INSTR. TECH. SERVICES

FUND- 4
 SCHL- 0761 DAVIDSON MIDDLE SCHOOL

PROGRAM	NBR	SALARIES	BENEFITS	PURCHASED SERVICES	DIRECT MATERIAL SUPPLIES	OTHER EXPENSES	CAPITAL OUTLAY	TOTAL DIRECT	SCHOOL INDIRECT	SCHOOL COST	DISTRICT INDIRECT	TOTAL
4-8 BASIC	102	101	23	9061	1065	52	2018	12322	1210	13532	24417	37950
BASIC		101	23	9061	1065	52	2018	12322	1210	13532	24417	37950
ESOL	130			81	9		18	111	10	121	220	341
ESOL				81	9		18	111	10	121	220	341
4-8 BASIC W/ESE	112	40944	12642	2995	645	149	1380	58758	21850	80608	30343	110952
ESE LEVEL 4	254	1435	443	105	22	5	48	2059	765	2825	1063	3889
ESE LEVEL 5	255	788	243	57	12	2	26	1131	420	1552	584	2136
ESE		43167	13328	3158	680	157	1455	61949	23036	84986	31991	116978
TOTAL FOR FEFP		43270	13352	12301	1756	210	3491	74382	24257	98640	56629	155270
FOOD SERVICE									271603		46210	
TRANSPORTATION											2609	

THOSE COSTS REPORTED IN THE COLUMN TITLED -SCHOOL INDIRECT- ARE DERIVED FROM TWO SOURCES: A) EXPENDITURES RECORDED BY SCHOOL AND B) SCHOOL LEVEL EXPENDITURES CENTRALLY RECORDED. FUNCTIONALLY DISTRIBUTED, THESE COSTS ARE AS REPORTED BELOW.

- | | | |
|----------------------------|-------|----------------------------|
| 6100 PUPIL PERSONNEL | | 6400 INSTR STAFF TRAINING |
| 6200 INSTRUCTIONAL MEDIA | 1623 | 7300 SCHOOL ADMINISTRATION |
| 6300 INSTR & CURR DEVLPMNT | 22633 | 7400 FACILITIES ACQ-CONSTR |
| | | 7700 CENTRAL SERVICES |
| | | 7900 OPERATION OF PLANT |
| | | 8100 MAINTENANCE OF PLANT |
| | | 8200 ADMIN. TECH. SERVICES |
| | | 6500 INSTR. TECH. SERVICES |

FUND- 4
 SCHL- 0771 DESTIN MIDDLE SCHOOL

PROGRAM	NBR	SALARIES	BENEFITS	PURCHASED SERVICES	DIRECT MATERIAL SUPPLIES	OTHER EXPENSES	CAPITAL OUTLAY	TOTAL DIRECT	SCHOOL INDIRECT	SCHOOL COST	DISTRICT INDIRECT	TOTAL
4-8 BASIC	102	72	16	6419	755	37	1429	8730	793	9523	17299	26822
BASIC		72	16	6419	755	37	1429	8730	793	9523	17299	26822
ESOL	130	1		128	15		28	175	15	191	347	538
ESOL		1		128	15		28	175	15	191	347	538
4-8 BASIC W/ESE	112	859	17	2072	376	62	955	4343	14759	19103	20990	40094
ESE LEVEL 5	255											
ESE		859	17	2072	376	62	955	4343	14759	19103	20990	40094
TOTAL FOR FEFP		932	34	8620	1146	100	2413	13249	15568	28818	38637	67455
									247285		29653	
											1674	
FOOD SERVICE												
TRANSPORTATION												

THOSE COSTS REPORTED IN THE COLUMN TITLED -SCHOOL INDIRECT- ARE DERIVED FROM TWO SOURCES: A) EXPENDITURES RECORDED BY SCHOOL AND B) SCHOOL LEVEL EXPENDITURES CENTRALLY RECORDED. FUNCTIONALLY DISTRIBUTED, THESE COSTS ARE AS REPORTED BELOW.

- | | | | |
|----------------------------|-------|----------------------------|----------------------------|
| 6100 PUPIL PERSONNEL | | 6400 INSTR STAFF TRAINING | 7700 CENTRAL SERVICES |
| 6200 INSTRUCTIONAL MEDIA | 1053 | 7300 SCHOOL ADMINISTRATION | 7900 OPERATION OF PLANT |
| 6300 INSTR & CURR DEVLPMNT | 14515 | 7400 FACILITIES ACQ-CONSTR | 8100 MAINTENANCE OF PLANT |
| | | | 8200 ADMIN. TECH. SERVICES |
| | | | 6500 INSTR. TECH. SERVICES |

FUND- 4
 SCHL- 0781 ECCI - SOUTH

PROGRAM	NBR	SALARIES	BENEFITS	PURCHASED SERVICES	DIRECT MATERIAL SUPPLIES	OTHER EXPENSES	CAPITAL OUTLAY	TOTAL DIRECT	SCHOOL INDIRECT	SCHOOL COST	DISTRICT INDIRECT	TOTAL
4-8 BASIC	102	5	1	506	59	2	112	688		688	1364	2052
9-12 BASIC	103	4	1	394	46	2	87	536		536	1062	1598
BASIC		10	2	900	105	5	200	1224		1224	2426	3651
ESOL	130			2				3		3	6	9
ESOL				2				3		3	6	9
4-8 BASIC W/ESE	112	4395	858	463	84	14	213	6029		6029	4698	10727
9-12 BASIC W/ES	113	2844	555	300	54	9	138	3902		3902	3040	6943
ESE LEVEL 5	255	417	81	44	8	1	20	572		572	445	1018
ESE		7657	1495	808	146	24	372	10504		10504	8184	18689
TOTAL FOR FEFP		7667	1497	1710	253	29	573	11732		11732	10617	22349
FOOD SERVICE											3480	
TRANSPORTATION									2338		197	

THOSE COSTS REPORTED IN THE COLUMN TITLED -SCHOOL INDIRECT- ARE DERIVED FROM TWO SOURCES: A) EXPENDITURES RECORDED BY SCHOOL AND B) SCHOOL LEVEL EXPENDITURES CENTRALLY RECORDED. FUNCTIONALLY DISTRIBUTED, THESE COSTS ARE AS REPORTED BELOW.

- | | | |
|----------------------------|----------------------------|----------------------------|
| 6100 PUPIL PERSONNEL | 6400 INSTR STAFF TRAINING | 7700 CENTRAL SERVICES |
| 6200 INSTRUCTIONAL MEDIA | 7300 SCHOOL ADMINISTRATION | 7900 OPERATION OF PLANT |
| 6300 INSTR & CURR DEVLPMNT | 7400 FACILITIES ACQ-CONSTR | 8100 MAINTENANCE OF PLANT |
| | | 8200 ADMIN. TECH. SERVICES |
| | | 6500 INSTR. TECH. SERVICES |

FUND- 4
 SCHL- 0791 ECCI - NORTH

PROGRAM CATEGORY	NBR	SALARIES	BENEFITS	PURCHASED SERVICES	DIRECT MATERIAL SUPPLIES	OTHER EXPENSES	CAPITAL OUTLAY	TOTAL DIRECT	SCHOOL INDIRECT	SCHOOL COST	DISTRICT INDIRECT	TOTAL
4-8 BASIC	102	3		281	33	1	62	383		383	759	1142
9-12 BASIC	103	1		152	17		34	207		207	412	620
BASIC		4	1	434	51	2	96	591		591	1171	1762
ESOL	130			6			1	8		8	16	25
ESOL				6			1	8		8	16	25
ESOL				6			1	8		8	16	25
4-8 BASIC W/ESE 112		1		169	19		37	230		230	456	686
9-12 BASIC W/ES 113				78	9		17	107		107	212	320
ESE		2		248	29	1	55	337		337	669	1006
TOTAL FOR FEFP		7	1	689	81	3	153	937		937	1857	2795
FOOD SERVICE									2859		1857	
TRANSPORTATION											104	

THOSE COSTS REPORTED IN THE COLUMN TITLED -SCHOOL INDIRECT- ARE DERIVED FROM TWO SOURCES: A) EXPENDITURES RECORDED BY SCHOOL AND B) SCHOOL LEVEL EXPENDITURES CENTRALLY RECORDED. FUNCTIONALLY DISTRIBUTED, THESE COSTS ARE AS REPORTED BELOW.

- | | | |
|----------------------------|----------------------------|----------------------------|
| 6100 PUPIL PERSONNEL | 6400 INSTR STAFF TRAINING | 7700 CENTRAL SERVICES |
| 6200 INSTRUCTIONAL MEDIA | 7300 SCHOOL ADMINISTRATION | 7900 OPERATION OF PLANT |
| 6300 INSTR & CURR DEVLPMNT | 7400 FACILITIES ACQ-CONSTR | 8100 MAINTENANCE OF PLANT |
| | | 8200 ADMIN. TECH. SERVICES |
| | | 6500 INSTR. TECH. SERVICES |

FUND- 4
 SCHL- 7004 OKALOOSA ON-LINE

PROGRAM CATEGORY	NBR	SALARIES	BENEFITS	PURCHASED SERVICES	DIRECT MATERIAL SUPPLIES	OTHER EXPENSES	CAPITAL OUTLAY	TOTAL DIRECT	SCHOOL INDIRECT	SCHOOL COST	DISTRICT INDIRECT	TOTAL
4-8 BASIC	102			69	8		15	94		94	187	282
9-12 BASIC	103	1		155	18		34	211		211	418	629
BASIC		2		224	26	1	50	305		305	606	911
TOTAL FOR FEFP		2		224	26	1	50	305		305	606	911
FOOD SERVICE											133	
TRANSPORTATION												

THOSE COSTS REPORTED IN THE COLUMN TITLED -SCHOOL INDIRECT- ARE DERIVED FROM TWO SOURCES: A) EXPENDITURES RECORDED BY SCHOOL AND B) SCHOOL LEVEL EXPENDITURES CENTRALLY RECORDED. FUNCTIONALLY DISTRIBUTED, THESE COSTS ARE AS REPORTED BELOW.

- | | | |
|----------------------------|----------------------------|----------------------------|
| 6100 PUPIL PERSONNEL | 6400 INSTR STAFF TRAINING | 7700 CENTRAL SERVICES |
| 6200 INSTRUCTIONAL MEDIA | 7300 SCHOOL ADMINISTRATION | 7900 OPERATION OF PLANT |
| 6300 INSTR & CURR DEVLPMNT | 7400 FACILITIES ACQ-CONSTR | 8100 MAINTENANCE OF PLANT |
| | | 8200 ADMIN. TECH. SERVICES |
| | | 6500 INSTR. TECH. SERVICES |

FUND- 4
 SCHL- 9810 GULF COAST YOUTH ACADEMY

PROGRAM CATEGORY	NBR	SALARIES	BENEFITS	PURCHASED SERVICES	DIRECT MATERIAL SUPPLIES	OTHER EXPENSES	CAPITAL OUTLAY	TOTAL DIRECT	SCHOOL INDIRECT	SCHOOL COST	DISTRICT INDIRECT	TOTAL
4-8 BASIC	102	13420	3282	822	1972	3	5989	25489	210	25700	1534	27234
9-12 BASIC	103	10151	4053	1015	2435	4	7397	25057	259	25317	1895	27212
BASIC		23571	7335	1837	4407	7	13387	50547	470	51017	3429	54447
4-8 BASIC W/ESE 112		5985	2678	670	1609	2	4887	15833	171	16005	1252	17257
9-12 BASIC W/ES 113		25960	4278	1071	2571	4	7808	41695	274	41969	2000	43970
ESE		31946	6956	1742	4180	6	12696	57529	446	57975	3252	61228
VOCATIONAL, 6-12 300		9493	504	126	302		920	11347	32	11380	235	11615
VOCATIONAL PGM		9493	504	126	302		920	11347	32	11380	235	11615
TOTAL FOR FEFP		65011	14796	3706	8891	14	27003	119424	948	120373	6918	127291
											337	

FOOD SERVICE
 TRANSPORTATION

THOSE COSTS REPORTED IN THE COLUMN TITLED -SCHOOL INDIRECT- ARE DERIVED FROM TWO SOURCES: A) EXPENDITURES RECORDED BY SCHOOL AND B) SCHOOL LEVEL EXPENDITURES CENTRALLY RECORDED. FUNCTIONALLY DISTRIBUTED, THESE COSTS ARE AS REPORTED BELOW.

- | | | | | |
|----------------------------|-----|----------------------------|--|----------------------------|
| 6100 PUPIL PERSONNEL | | 6400 INSTR STAFF TRAINING | | 7700 CENTRAL SERVICES |
| 6200 INSTRUCTIONAL MEDIA | 948 | 7300 SCHOOL ADMINISTRATION | | 7900 OPERATION OF PLANT |
| 6300 INSTR & CURR DEVLPMNT | | 7400 FACILITIES ACQ-CONSTR | | 8100 MAINTENANCE OF PLANT |
| | | | | 8200 ADMIN. TECH. SERVICES |
| | | | | 6500 INSTR. TECH. SERVICES |

FUND- 4
 SCHL- 9811 OKALOOSA YOUTH DEVELOPMENT CTR

PROGRAM	NBR	SALARIES	BENEFITS	PURCHASED SERVICES	DIRECT MATERIAL SUPPLIES	OTHER EXPENSES	CAPITAL OUTLAY	TOTAL DIRECT	SCHOOL INDIRECT	SCHOOL COST	DISTRICT INDIRECT	TOTAL
4-8 BASIC	102	2104	240	380	1323	67	332	4449	11117	15567	1026	16594
9-12 BASIC	103	1850	211	335	1164	59	292	3913	9778	13692	903	14595
BASIC		3954	451	716	2487	127	625	8363	20896	29259	1929	31189
4-8 BASIC W/ESE	112	1733	198	313	1090	55	274	3667	9161	12828	846	13674
9-12 BASIC W/ES	113	3245	370	587	2041	104	513	6863	17148	24012	1583	25596
ESE LEVEL 4	254	45	5	8	28	1	7	97	242	340	22	362
ESE		5025	574	909	3161	162	795	10628	26553	37181	2452	39633
VOCATIONAL, 6-12	300	493	56	89	310	15	78	1042	2605	3648	240	3888
VOCATIONAL PGM		493	56	89	310	15	78	1042	2605	3648	240	3888
TOTAL FOR FEFP		9473	1082	1715	5958	305	1499	20034	50054	70089	4622	74712
FOOD SERVICE												222
TRANSPORTATION												

THOSE COSTS REPORTED IN THE COLUMN TITLED -SCHOOL INDIRECT- ARE DERIVED FROM TWO SOURCES: A) EXPENDITURES RECORDED BY SCHOOL AND B) SCHOOL LEVEL EXPENDITURES CENTRALLY RECORDED. FUNCTIONALLY DISTRIBUTED, THESE COSTS ARE AS REPORTED BELOW.

- | | | | |
|----------------------------|-------|----------------------------|----------------------------|
| 6100 PUPIL PERSONNEL | 50054 | 6400 INSTR STAFF TRAINING | 7700 CENTRAL SERVICES |
| 6200 INSTRUCTIONAL MEDIA | | 7300 SCHOOL ADMINISTRATION | 7900 OPERATION OF PLANT |
| 6300 INSTR & CURR DEVLPMNT | | 7400 FACILITIES ACQ-CONSTR | 8100 MAINTENANCE OF PLANT |
| | | | 8200 ADMIN. TECH. SERVICES |
| | | | 6500 INSTR. TECH. SERVICES |

FUND- 4
 SCHL- 9812 OKALOOSA YOUTH ACADEMY

PROGRAM CATEGORY	NBR	SALARIES	BENEFITS	PURCHASED SERVICES	DIRECT MATERIAL SUPPLIES	OTHER EXPENSES	CAPITAL OUTLAY	TOTAL DIRECT	SCHOOL INDIRECT	SCHOOL COST	DISTRICT INDIRECT	TOTAL
4-8 BASIC	102	18554	5959	673	6800	536	2391	34916		34916	1815	36731
9-12 BASIC	103	13057	5549	627	6332	499	2227	28294		28294	1690	29984
BASIC		31612	11508	1300	13133	1036	4618	63210		63210	3505	66715
4-8 BASIC W/ESE 112		9415	1794	202	2048	161	720	14343		14343	546	14890
9-12 BASIC W/ES 113		31084	5698	644	6503	513	2286	46730		46730	1735	48466
ESE		40500	7493	847	8551	674	3007	61074		61074	2282	63356
VOCATIONAL, 6-12 300		20451	2447	276	2792	220	982	27170		27170	745	27916
VOCATIONAL PGM		20451	2447	276	2792	220	982	27170		27170	745	27916
TOTAL FOR FEFP		92564	21449	2424	24478	1931	8607	151455		151455	6533	157988

326

FOOD SERVICE
 TRANSPORTATION

THOSE COSTS REPORTED IN THE COLUMN TITLED -SCHOOL INDIRECT- ARE DERIVED FROM TWO SOURCES: A) EXPENDITURES RECORDED BY SCHOOL AND B) SCHOOL LEVEL EXPENDITURES CENTRALLY RECORDED. FUNCTIONALLY DISTRIBUTED, THESE COSTS ARE AS REPORTED BELOW.

6100 PUPIL PERSONNEL
 6200 INSTRUCTIONAL MEDIA
 6300 INSTR & CURR DEVLPMNT

6400 INSTR STAFF TRAINING
 7300 SCHOOL ADMINISTRATION
 7400 FACILITIES ACQ-CONSTR

7700 CENTRAL SERVICES
 7900 OPERATION OF PLANT
 8100 MAINTENANCE OF PLANT
 8200 ADMIN. TECH. SERVICES
 6500 INSTR. TECH. SERVICES

FUND- 4
 SCHL- 9813 OKALOOSA REGIONAL DETENTION CT

PROGRAM CATEGORY	NBR	SALARIES	BENEFITS	PURCHASED SERVICES	DIRECT MATERIAL SUPPLIES	OTHER EXPENSES	CAPITAL OUTLAY	TOTAL DIRECT	SCHOOL INDIRECT	SCHOOL COST	DISTRICT INDIRECT	TOTAL
4-8 BASIC	102	3558	3451	352	314	23	1093	8794		8794	950	9745
9-12 BASIC	103	26239	5211	532	475	35	1651	34145		34145	1435	35581
BASIC		29798	8662	885	789	58	2744	42939		42939	2386	45326
ESOL	130	806	61	6	5		19	900		900	16	917
ESOL		806	61	6	5		19	900		900	16	917
4-8 BASIC W/ESE	112	1240	428	43	39	2	135	1890		1890	118	2009
9-12 BASIC W/ES	113	2774	2096	214	191	14	664	5955		5955	577	6532
ESE LEVEL 4	254	156	270	27	24	1	85	566		566	74	641
ESE		4171	2795	285	254	18	885	8412		8412	770	9183
VOCATIONAL, 6-12	300											
VOCATIONAL PGM												
TOTAL FOR FEFP		34776	11520	1177	1050	77	3650	52252		52252	3173	55426
FOOD SERVICE											193	
TRANSPORTATION												

THOSE COSTS REPORTED IN THE COLUMN TITLED -SCHOOL INDIRECT- ARE DERIVED FROM TWO SOURCES: A) EXPENDITURES RECORDED BY SCHOOL AND B) SCHOOL LEVEL EXPENDITURES CENTRALLY RECORDED. FUNCTIONALLY DISTRIBUTED, THESE COSTS ARE AS REPORTED BELOW.

- | | | |
|----------------------------|----------------------------|----------------------------|
| 6100 PUPIL PERSONNEL | 6400 INSTR STAFF TRAINING | 7700 CENTRAL SERVICES |
| 6200 INSTRUCTIONAL MEDIA | 7300 SCHOOL ADMINISTRATION | 7900 OPERATION OF PLANT |
| 6300 INSTR & CURR DEVLPMNT | 7400 FACILITIES ACQ-CONSTR | 8100 MAINTENANCE OF PLANT |
| | | 8200 ADMIN. TECH. SERVICES |
| | | 6500 INSTR. TECH. SERVICES |

FUND- 4
 SCHL- 9814 ADOLESCENT SUBSTANCE ABUSE PRG

PROGRAM CATEGORY	NBR	SALARIES	BENEFITS	PURCHASED SERVICES	DIRECT MATERIAL SUPPLIES	OTHER EXPENSES	CAPITAL OUTLAY	TOTAL DIRECT	SCHOOL INDIRECT	SCHOOL COST	DISTRICT INDIRECT	TOTAL
4-8 BASIC	102	27657	2893	415	148	2	670	31788		31788	1120	32908
9-12 BASIC	103	108	1513	217	77	1	350	2268		2268	586	2854
BASIC		27766	4406	633	225	3	1021	34057		34057	1706	35763
4-8 BASIC W/ESE 112		48	677	97	34		157	1015		1015	262	1278
9-12 BASIC W/ES 113		153	2143	308	109	1	497	3214		3214	830	4044
ESE		202	2821	405	144	2	654	4230		4230	1092	5323
VOCATIONAL, 6-12 300		45	633	91	32		146	950		950	245	1195
VOCATIONAL PGM		45	633	91	32		146	950		950	245	1195
TOTAL FOR FEFP		28014	7860	1129	402	6	1822	39237		39237	3044	42282
FOOD SERVICE TRANSPORTATION											156	

THOSE COSTS REPORTED IN THE COLUMN TITLED -SCHOOL INDIRECT- ARE DERIVED FROM TWO SOURCES: A) EXPENDITURES RECORDED BY SCHOOL AND B) SCHOOL LEVEL EXPENDITURES CENTRALLY RECORDED. FUNCTIONALLY DISTRIBUTED, THESE COSTS ARE AS REPORTED BELOW.

- | | | |
|----------------------------|----------------------------|----------------------------|
| 6100 PUPIL PERSONNEL | 6400 INSTR STAFF TRAINING | 7700 CENTRAL SERVICES |
| 6200 INSTRUCTIONAL MEDIA | 7300 SCHOOL ADMINISTRATION | 7900 OPERATION OF PLANT |
| 6300 INSTR & CURR DEVLPMNT | 7400 FACILITIES ACQ-CONSTR | 8100 MAINTENANCE OF PLANT |
| | | 8200 ADMIN. TECH. SERVICES |
| | | 6500 INSTR. TECH. SERVICES |

FUND- 4
 SCHL- 9815 EMERALD COAST MARINE INSTITUTE

PROGRAM	NBR	SALARIES	BENEFITS	PURCHASED SERVICES	DIRECT MATERIAL SUPPLIES	OTHER EXPENSES	CAPITAL OUTLAY	TOTAL DIRECT	SCHOOL INDIRECT	SCHOOL COST	DISTRICT INDIRECT	TOTAL
4-8 BASIC	102			6813	3		7	6826		6826	90	6916
9-12 BASIC	103	1		22712	13		25	22753		22753	303	23056
BASIC		1		29526	17		32	29579		29579	393	29973
4-8 BASIC W/ESE 112				4542	2		5	4550		4550	60	4611
9-12 BASIC W/ES 113				11356	6		12	11376		11376	151	11528
ESE				15899	9		17	15927		15927	212	16139
TOTAL FOR FEFP		2		45425	26	1	50	45506		45506	606	46112
FOOD SERVICE									2129		3186	
TRANSPORTATION											179	

THOSE COSTS REPORTED IN THE COLUMN TITLED -SCHOOL INDIRECT- ARE DERIVED FROM TWO SOURCES: A) EXPENDITURES RECORDED BY SCHOOL AND B) SCHOOL LEVEL EXPENDITURES CENTRALLY RECORDED. FUNCTIONALLY DISTRIBUTED, THESE COSTS ARE AS REPORTED BELOW.

- | | | |
|----------------------------|----------------------------|----------------------------|
| 6100 PUPIL PERSONNEL | 6400 INSTR STAFF TRAINING | 7700 CENTRAL SERVICES |
| 6200 INSTRUCTIONAL MEDIA | 7300 SCHOOL ADMINISTRATION | 7900 OPERATION OF PLANT |
| 6300 INSTR & CURR DEVLPMNT | 7400 FACILITIES ACQ-CONSTR | 8100 MAINTENANCE OF PLANT |
| | | 8200 ADMIN. TECH. SERVICES |
| | | 6500 INSTR. TECH. SERVICES |

FUND- 4
 SCHL- 9817 MILTON GIRLS JUVENILE RESIDENT

PROGRAM	NBR	SALARIES	BENEFITS	PURCHASED SERVICES	DIRECT MATERIAL SUPPLIES	OTHER EXPENSES	CAPITAL OUTLAY	TOTAL DIRECT	SCHOOL INDIRECT	SCHOOL COST	DISTRICT INDIRECT	TOTAL
4-8 BASIC	102	2273	839	454	1227	2	266	5064	5981	11045	1225	12270
9-12 BASIC	103	4157	1162	629	1700	3	368	8023	8285	16308	1697	18006
BASIC		6431	2001	1084	2928	6	634	13087	14266	27354	2923	30277
4-8 BASIC W/ESE	112	2328	409	221	599	1	129	3691	2919	6610	598	7208
9-12 BASIC W/ES	113	10028	960	520	1404	3	304	13220	6842	20062	1401	21464
ESE LEVEL 4	254	2771	444	240	649	1	140	4248	3165	7413	648	8061
ESE		15128	1813	982	2653	5	575	21159	12926	34086	2648	36735
VOCATIONAL, 6-12	300	166	186	101	273		59	787	1331	2118	272	2391
VOCATIONAL PGM		166	186	101	273		59	787	1331	2118	272	2391
TOTAL FOR FEFP		21726	4002	2168	5855	12	1269	35034	28524	63559	5844	69403
FOOD SERVICE												
TRANSPORTATION												218

THOSE COSTS REPORTED IN THE COLUMN TITLED -SCHOOL INDIRECT- ARE DERIVED FROM TWO SOURCES: A) EXPENDITURES RECORDED BY SCHOOL AND B) SCHOOL LEVEL EXPENDITURES CENTRALLY RECORDED. FUNCTIONALLY DISTRIBUTED, THESE COSTS ARE AS REPORTED BELOW.

- | | | | |
|----------------------------|-------|----------------------------|----------------------------|
| 6100 PUPIL PERSONNEL | 28524 | 6400 INSTR STAFF TRAINING | 7700 CENTRAL SERVICES |
| 6200 INSTRUCTIONAL MEDIA | | 7300 SCHOOL ADMINISTRATION | 7900 OPERATION OF PLANT |
| 6300 INSTR & CURR DEVLPMNT | | 7400 FACILITIES ACQ-CONSTR | 8100 MAINTENANCE OF PLANT |
| | | | 8200 ADMIN. TECH. SERVICES |
| | | | 6500 INSTR. TECH. SERVICES |

FUND- 4
 SCHL- 9818 N. W. FLORIDA BALLET ACADEMIE

PROGRAM CATEGORY	NBR	SALARIES	BENEFITS	PURCHASED SERVICES	DIRECT MATERIAL SUPPLIES	OTHER EXPENSES	CAPITAL OUTLAY	TOTAL DIRECT	SCHOOL INDIRECT	SCHOOL COST	DISTRICT INDIRECT	TOTAL
K-3 BASIC	101	5	1	460	54	2	102	625		625	1240	1865
4-8 BASIC	102	9	2	860	101	4	191	1170		1170	2318	3489
BASIC		14	3	1320	155	7	294	1796		1796	3558	5354
ESOL	130			13	1		3	18		18	37	56
ESOL				13	1		3	18		18	37	56
PK-3 BASIC W/ES 111				13	2		6	23	4421	4444	138	4582
4-8 BASIC W/ESE 112				19	3		9	33	6403	6436	200	6637
ESE				33	6	1	15	56	10824	10881	338	11219
TOTAL FOR FEFP		15	3	1368	163	8	312	1871	10824	12696	3935	16631
FOOD SERVICE											5338	
TRANSPORTATION											300	

THOSE COSTS REPORTED IN THE COLUMN TITLED -SCHOOL INDIRECT- ARE DERIVED FROM TWO SOURCES: A) EXPENDITURES RECORDED BY SCHOOL AND B) SCHOOL LEVEL EXPENDITURES CENTRALLY RECORDED. FUNCTIONALLY DISTRIBUTED, THESE COSTS ARE AS REPORTED BELOW.

- | | | | |
|----------------------------|-------|----------------------------|----------------------------|
| 6100 PUPIL PERSONNEL | 10824 | 6400 INSTR STAFF TRAINING | 7700 CENTRAL SERVICES |
| 6200 INSTRUCTIONAL MEDIA | | 7300 SCHOOL ADMINISTRATION | 7900 OPERATION OF PLANT |
| 6300 INSTR & CURR DEVLPMNT | | 7400 FACILITIES ACQ-CONSTR | 8100 MAINTENANCE OF PLANT |
| | | | 8200 ADMIN. TECH. SERVICES |
| | | | 6500 INSTR. TECH. SERVICES |

FUND- 4
 SCHL- 9819 TEACHING ADJUDICATED YOUTH FAC

PROGRAM CATEGORY	NBR	SALARIES	BENEFITS	PURCHASED SERVICES	DIRECT MATERIAL SUPPLIES	OTHER EXPENSES	CAPITAL OUTLAY	TOTAL DIRECT	SCHOOL INDIRECT	SCHOOL COST	DISTRICT INDIRECT	TOTAL
4-8 BASIC	102			183	10278	1	870	11336		11336	495	11831
9-12 BASIC	103	2		183	10278	1	870	11336		11336	495	11831
BASIC		2		63	3560		301	3926		3926	171	4098
9-12 BASIC W/ES 113				63	3560		301	3926		3926	171	4098
ESE				247	13839	1	1172	15263		15263	666	15930
TOTAL FOR FEFP		2									72	
FOOD SERVICE TRANSPORTATION												

THOSE COSTS REPORTED IN THE COLUMN TITLED -SCHOOL INDIRECT- ARE DERIVED FROM TWO SOURCES: A) EXPENDITURES RECORDED BY SCHOOL AND B) SCHOOL LEVEL EXPENDITURES CENTRALLY RECORDED. FUNCTIONALLY DISTRIBUTED, THESE COSTS ARE AS REPORTED BELOW.

- | | | |
|----------------------------|----------------------------|----------------------------|
| 6100 PUPIL PERSONNEL | 6400 INSTR STAFF TRAINING | 7700 CENTRAL SERVICES |
| 6200 INSTRUCTIONAL MEDIA | 7300 SCHOOL ADMINISTRATION | 7900 OPERATION OF PLANT |
| 6300 INSTR & CURR DEVLPMNT | 7400 FACILITIES ACQ-CONSTR | 8100 MAINTENANCE OF PLANT |
| | | 8200 ADMIN. TECH. SERVICES |
| | | 6500 INSTR. TECH. SERVICES |

FUND- 4
 SCHL- 9820 OKALOOSA BLENDED SCHOOLS

PROGRAM	NBR	SALARIES	BENEFITS	PURCHASED SERVICES	DIRECT MATERIAL SUPPLIES	OTHER EXPENSES	CAPITAL OUTLAY	TOTAL DIRECT	SCHOOL INDIRECT	SCHOOL COST	DISTRICT INDIRECT	TOTAL
K-3 BASIC	101	7	1	677	79	3	150	921		921	1826	2747
4-8 BASIC	102	9	2	801	94	4	178	1090		1090	2160	3251
BASIC		16	3	1479	174	8	329	2011		2011	3986	5998
PK-3 BASIC W/ES 111				3				4		4	8	12
4-8 BASIC W/ESE 112				4				5		5	11	17
ESE				7			1	10		10	19	30
TOTAL FOR FEFP		16	3	1486	174	8	331	2022		2022	4006	6028
FOOD SERVICE											7291	
TRANSPORTATION									4872		410	

THOSE COSTS REPORTED IN THE COLUMN TITLED -SCHOOL INDIRECT- ARE DERIVED FROM TWO SOURCES: A) EXPENDITURES RECORDED BY SCHOOL AND B) SCHOOL LEVEL EXPENDITURES CENTRALLY RECORDED. FUNCTIONALLY DISTRIBUTED, THESE COSTS ARE AS REPORTED BELOW.

- | | | |
|----------------------------|----------------------------|----------------------------|
| 6100 PUPIL PERSONNEL | 6400 INSTR STAFF TRAINING | 7700 CENTRAL SERVICES |
| 6200 INSTRUCTIONAL MEDIA | 7300 SCHOOL ADMINISTRATION | 7900 OPERATION OF PLANT |
| 6300 INSTR & CURR DEVLPMNT | 7400 FACILITIES ACQ-CONSTR | 8100 MAINTENANCE OF PLANT |
| | | 8200 ADMIN. TECH. SERVICES |
| | | 6500 INSTR. TECH. SERVICES |

School District of Okaloosa County



EXHIBIT K-15

Schedule 4, District Aggregate Program Cost Report

General Fund

For the Fiscal Year Ended June 30, 2008
Revised February 24, 2009

FUND- 1
 SCHL- 0000 DISTRICT OKALOOSA

PROGRAM CATEGORY	NBR	SALARIES	BENEFITS	PURCHASED SERVICES	DIRECT MATERIAL SUPPLIES	OTHER EXPENSES	CAPITAL OUTLAY	TOTAL DIRECT	SCHOOL INDIRECT	SCHOOL COST	DISTRICT INDIRECT	TOTAL
K-3 BASIC	101	23221800	6045657	1886821	793313	482694	91409	32521697	10677769	43199466	1920586	45120052
4-8 BASIC	102	26496513	6932487	2509359	856498	524221	147352	37466432	15453112	52919545	2227719	55147264
9-12 BASIC	103	22310107	5812824	2237197	1195959	501402	182246	32239737	11930782	44170520	1798617	45969138
BASIC		72028421	18790969	6633379	2845771	1508318	421007	102227867	38061664	140289532	5946923	146236455
ESOL	130	1693301	450543	150627	61470	35686	7726	2399355	876983	3276338	143311	3419649
ESOL		1693301	450543	150627	61470	35686	7726	2399355	876983	3276338	143311	3419649
PK-3 BASIC W/ES	111	7920877	2146217	642691	282413	166153	30562	11188914	3942788	15131702	693026	15824729
4-8 BASIC W/ESE	112	9650834	2525099	879968	312536	193112	55190	13616741	5535814	19152556	811156	19963712
9-12 BASIC W/ES	113	5293744	1433683	575413	281598	128809	47302	7760550	2878672	10639223	439696	11078919
ESE LEVEL 4	254	1313145	366623	96789	38372	30681	5424	1851036	624034	2475070	101592	2576663
ESE LEVEL 5	255	1670828	515177	122416	40004	43578	7474	2399481	778805	3178287	119515	3297803
ESE		25849430	6986800	2317278	954925	562335	145954	36816724	13760115	50576840	2164987	52741827
VOCATIONAL, 6-12	300	2458894	698668	249234	127713	62709	25162	3622383	1491123	5113507	206816	5320323
VOCATIONAL PGM		2458894	698668	249234	127713	62709	25162	3622383	1491123	5113507	206816	5320323
CONTINUING WORK	341	198091	55165	26045	4670	5476	3808	293258	143220	436478	14032	450511
ADULT-VOC		198091	55165	26045	4670	5476	3808	293258	143220	436478	14032	450511
AGRICSCIENCE & N	351	53916	12949	6113	1096	1285	894	76255	33619	109875	3294	113169
BUSINESS EDUCAT	352	64581	16489	7785	1395	1637	1138	93027	42809	135836	4194	140030
FAMILY AND CONS	353											
HEALTH SCIENCE	354	310505	74969	35395	6346	7443	5175	439836	194636	634472	19070	653543
INDUSTRIAL	355	384631	110779	52303	9378	10998	7648	575739	287606	863346	28180	891526
MARKETING (DIST	356											
PUBLIC SERVICE	357											
OTHER CTE	359											
ADULT PGM		813634	215188	101598	18217	21364	14856	1184858	558672	1743530	54739	1798270
HEALTH SCIENCE	364											
VOCATIOANL	36X											
CLASSROOM INSTR	371											
ON-THE-JOB TRAI	372											
ADULTS GED												
LITERACY/ADULT	401											
ADULT HIGH SCHO	402											
GED PREPARATORY	403											
ESOL	404											
VOCATIONAL PREP	405											

FUND- 1
 SCHL- 0000 DISTRICT OKALOOSA

PROGRAM CATEGORY	NBR	DIRECT					CAPITAL OUTLAY	TOTAL DIRECT	SCHOOL INDIRECT	SCHOOL COST	DISTRICT INDIRECT	TOTAL
		SALARIES	BENEFITS	PURCHASED SERVICES	MATERIAL SUPPLIES	OTHER EXPENSES						
OTHER ADULT GEN	409											
ADULT HANDICAP												
TOTAL FOR FEFP		103041773	27197336	9478163	4012767	2195890	618516	146544448	54891779	201436228	8530810	209967039
FOOD SERVICE									47027		40657	
TRANSPORTATION									10608083		779620	

DISTRICT INDIRECT COSTS ARE FUNCTIONALLY DISTRIBUTED AS REPORTED BELOW.

6100 PUPIL PERSONNEL	390415	7100 BOARD OF EDUCATION	1465628	7700 CENTRAL SERVICES	1023291
6200 INSTRUCTIONAL MEDIA	41949	7200 GENERAL ADMINISTRATIO	385061	7900 OPERATION OF PLANT	369323
6300 INSTR & CURR DEVLPMNT	1140707	7400 FACILITIES ACQ-CONSTR	176016	8100 MAINTENANCE OF PLANT	458418
6400 INSTR STAFF TRAINING	159913	7500 FISCAL SERVICES	1696148	8200 ADMIN. TECH. SERVICES	1156131
				6500 INSTR. TECH. SERVICES	67803

-----RECONCILIATION TO ANNUAL FINANCIAL REPORT-----									
RECREAT & ENRICHMNT	OTHER	NON-PGM CAPITAL	COMMUNITY SERVICE	DEBT SERVICE	FEDERAL INDIRECT	CHARTER SCHOOLS	TOTAL REPORTED	AFR TOTAL	ROUNDING / DIFFERENCE
	221961	41289	1620760			8566467	231892906	231892861	45-

School District of Okaloosa County




EXHIBIT K-15

Schedule 4, District Aggregate Program Cost Report

Special Revenue Funds

For the Fiscal Year Ended June 30, 2008

Revised February 24, 2009

FUND- 4
 SCHL- 0000 DISTRICT OKALOOSA

PROGRAM CATEGORY	NBR	SALARIES	BENEFITS	PURCHASED SERVICES	DIRECT MATERIAL SUPPLIES	OTHER EXPENSES	CAPITAL OUTLAY	TOTAL DIRECT	SCHOOL INDIRECT	SCHOOL COST	DISTRICT INDIRECT	TOTAL
K-3 BASIC	101	888022	173876	107426	126535	3236	62219	1361317	484706	1846023	432836	2278860
4-8 BASIC	102	649437	103024	123347	80731	2538	54828	1013907	242416	1256324	388597	1644921
9-12 BASIC	103	56566	17930	115016	32919	25664	32951	281049	70736	351785	248199	599985
BASIC		1594026	294832	345790	240186	31439	149999	2656274	797859	3454134	1069633	4523768
ESOL	130	15265	12793	8732	9524	183	3851	50350	28473	78824	28639	107464
ESOL		15265	12793	8732	9524	183	3851	50350	28473	78824	28639	107464
PK-3 BASIC W/ES	111	1346756	433637	43759	51423	16268	31120	1922965	554617	2477582	438234	2915817
4-8 BASIC W/ESE	112	1096651	371839	52799	38716	19672	32973	1612652	556282	2168935	458745	2627680
9-12 BASIC W/ES	113	273157	86533	36100	20130	29682	21692	467298	85108	552406	212466	764873
ESE LEVEL 4	254	239486	54891	7963	6662	1800	3596	314399	57339	371739	57294	429034
ESE LEVEL 5	255	109250	24360	10240	1595	599	3087	149134	20709	169844	65614	235458
ESE		3065303	971262	150863	118528	68024	92469	4466451	1274057	5740509	1232356	6972865
VOCATIONAL, 6-12	300	30761	3854	10680	4960	78251	4684	133193	90718	223911	37169	261080
VOCATIONAL PGM		30761	3854	10680	4960	78251	4684	133193	90718	223911	37169	261080
CONTINUING WORK	341	8	1	718	84	31794	160	32767	32870	65637	1936	67574
ADULT-VOC		8	1	718	84	31794	160	32767	32870	65637	1936	67574
AGRISCIENCE & N	351	1		168	19	7463	37	7691	7716	15407	454	15862
BUSINESS EDUCAT	352	2		214	25	9503	47	9794	9825	19619	578	20198
FAMILY AND CONS	353											
HEALTH SCIENCE	354	10	2	976	114	43208	217	44530	44671	89201	2631	91833
INDUSTRIAL	355	16	3	1443	169	63847	321	65801	66009	131810	3888	135698
MARKETING (DIST	356											
PUBLIC SERVICE	357											
OTHER CTE	359											
ADULT PGM		31	7	2803	329	124022	624	127817	128221	256039	7553	263593
HEALTH SCIENCE	364											
VOCATIOANL	36X											
CLASSROOM INSTR	371											
ON-THE-JOB TRAI	372											
ADULTS GED												
LITERACY/ADULT	401											
ADULT HIGH SCHO	402											
GED PREPARATORY	403											
ESOL	404											
VOCATIONAL PREP	405											

FUND- 4
 SCHL- 0000 DISTRICT OKALOOSA

PROGRAM CATEGORY	NBR	SALARIES	BENEFITS	PURCHASED SERVICES	DIRECT MATERIAL SUPPLIES	OTHER EXPENSES	CAPITAL OUTLAY	TOTAL DIRECT	SCHOOL INDIRECT	SCHOOL COST	DISTRICT INDIRECT	TOTAL
OTHER ADULT GEN	409											
ADULT HANDICAP												
TOTAL FOR FEFP		4705395	1282751	519589	373613	333714	251789	7466855	2352201	9819057	2377289	12196346
FOOD SERVICE									8760636		1429221	
TRANSPORTATION									198		82896	

DISTRICT INDIRECT COSTS ARE FUNCTIONALLY DISTRIBUTED AS REPORTED BELOW.

6100 PUPIL PERSONNEL	466442	7100 BOARD OF EDUCATION	7700 CENTRAL SERVICES
6200 INSTRUCTIONAL MEDIA	3998	7200 GENERAL ADMINISTRATIO	7900 OPERATION OF PLANT
6300 INSTR & CURR DEVLPMNT	1771259	7400 FACILITIES ACQ-CONSTR	8100 MAINTENANCE OF PLANT
6400 INSTR STAFF TRAINING	135587	7500 FISCAL SERVICES	8200 ADMIN. TECH. SERVICES
			6500 INSTR. TECH. SERVICES

RECONCILIATION TO ANNUAL FINANCIAL REPORT							TOTAL	AFR	ROUNDING /
RECREAT & ENRICHMNT	OTHER	NON-PGM CAPITAL	COMMUNITY SERVICE	DEBT SERVICE	FEDERAL INDIRECT	CHARTER SCHOOLS	REPORTED	TOTAL	TOTAL DIFFERENCE
	483945	1653			486611		23441509	23441517	7